

# WORLD CASUALTY STATISTICS

1999

Lloyd's  
Register



© Lloyd's Register of Shipping, 2000

All rights reserved

Except as permitted under current legislation no part of this work may be photocopied, stored in a retrieval system, published, performed in public, adapted, broadcast, transmitted, recorded or reproduced in any form or by any means, without prior permission of the copyright owner.

Where Lloyd's Register of Shipping has granted written permission for any part of this publication to be quoted such quotation must include acknowledgement to "Lloyd's Register of Shipping World Casualty Statistics, 1999".

Enquiries should be addressed to:

Lloyd's Register of Shipping

MIPG/PPMS

71 Fenchurch Street

London

EC3M 4BS

United Kingdom

Telephone: 020 - 7709 9166

Telex: 888379 LR LON G

Fax: 020 - 7488 4796

Email: [mipg@lr.org](mailto:mipg@lr.org)

Web site [www.lr.org](http://www.lr.org)

Published by: Lloyd's Register of Shipping

71 Fenchurch Street

London

EC3M 4BS

United Kingdom

Telephone: 020 - 7709 9166

Telex: 888379 LR LON G

Fax: 020 - 7488 4796

Printed by: Selwood Printing

Edward Way

Burgess Hill

West Sussex

RH15 9UA

United Kingdom

ISBN 1 900839 96 2

British Library Cataloguing-in-publication Data.

A catalogue record for this book is available from the British Library.

#### Notice and terms of use

Neither Lloyd's Register of Shipping (hereinafter referred to as 'LR'), nor any of its officers, employees or agents shall be responsible or liable in negligence or otherwise howsoever in respect of any inaccuracy contained herein or omission herefrom.

Without derogating from the generality of the foregoing neither LR nor any of its officers, employees or agents shall be liable for any indirect or consequential loss caused by or arising from any inaccuracy or omission herefrom.

Any dispute concerning the provision of LR's services and/or the contract under which such services are provided is subject to the exclusive jurisdiction of the English courts and will be governed by English Law.

# **WORLD CASUALTY STATISTICS**

**1999**

**Annual statistical summary of reported losses and disposals of  
propelled sea-going merchant ships of not less than 100 GT.**

# WORLD CASUALTY STATISTICS

1999

## CONTENTS

### PREFACE

### STATISTICAL NOTES

|                 |   |
|-----------------|---|
| <b>TABLE 1A</b> | Total Losses - by Registration<br>(cargo carrying ships / ships of miscellaneous activities)  |
| <b>TABLE 1B</b> | Total Losses - by Nationality of Owner<br>(cargo carrying ships / ships of miscellaneous activities)  |
| <b>TABLE 2A</b> | Total Losses - by Registration, Nationality of Owner and Shiptype Category<br>(actual total losses / constructive total losses)                                       |
| <b>TABLE 2B</b> | Total Losses - by Nationality of Owner, Registration and Shiptype Category<br>(actual total losses / constructive total losses)                                       |
| <b>TABLE 3A</b> | Total Losses - by Initial Incident Type and Shiptype Category<br>(actual total losses / constructive total losses)  |
| <b>TABLE 3B</b> | Total Losses - by Shiptype Category and Initial Incident Type<br>(actual total losses / constructive total losses)  |
| <b>TABLE 4</b>  | Total Losses and Disposals - by Shiptype Category<br>(actual total losses / constructive total losses / disposals)  |
| <b>TABLE 5A</b> | Total Losses and Disposals - by Shiptype Category and Deadweight Range<br>(cargo carrying ships - actual total losses / constructive total losses / disposals)        |
| <b>TABLE 5B</b> | Total Losses and Disposals - by Shiptype Category and Gross Tonnage Range<br>(non cargo carrying ships - actual total losses / constructive total losses / disposals) |
| <b>TABLE 6A</b> | Total Losses - by Registration (principal authorities)<br>(the current and previous five years)   |
| <b>TABLE 6B</b> | Total Losses - by Nationality of Owner (principal authorities)<br>(the current and previous five years)   |
| <b>TABLE 6C</b> | Total Losses - by Shiptype Category<br>(the current and previous five years)  |

|                   |  |
|-------------------|--|
| <b>TABLE 7A</b>   | Disposals - by Registration<br>(cargo carrying ships / ships of miscellaneous activities)  |
| <b>TABLE 7B</b>   | Disposals - by Nationality of Owner<br>(cargo carrying ships / ships of miscellaneous activities)                                  |
| <b>TABLE 7C</b>   | Disposals - by Country of Breaking<br>(cargo carrying ships / ships of miscellaneous activities)                                   |
| <b>TABLE 8A</b>   | Disposals - by Registration, Nationality of Owner and Shiptype Category  |
| <b>TABLE 8B</b>   | Disposals - by Nationality of Owner, Registration and Shiptype Category  |
| <b>TABLE 9</b>    | Disposals - by Country of Breaking, Ship Breaker (or Place of Breaking)<br>and Shiptype Category (principal countries of breaking) |
| <b>TABLE 10A</b>  | Disposals - by Registration (principal authorities)<br>(the current and previous five years)                                       |
| <b>TABLE 10B</b>  | Disposals - by Nationality of Owner (principal authorities)<br>(the current and previous five years)                               |
| <b>TABLE 10C</b>  | Disposals - by Shiptype Category<br>(the current and previous five years)  |
| <b>APPENDIX 1</b> | Total Losses - Listing of Individual Ships   |
| <b>APPENDIX 2</b> | Disposals - Listing of Individual Ships  |

## PREFACE

The WORLD CASUALTY STATISTICS is an annual publication from Lloyd's Register, and has been designed to replace the Casualty Return.

A major characteristic of this annual statistical assessment of reported total losses and disposals of propelled sea-going merchant ships is that it is more shiptype oriented - particularly cargo carrying shiptypes. A further characteristic is that certain time series tables will be continually updated from one issue to the next - this reflects the continuous acquisition of data beyond the publication date of the current issue.

The shiptype categories used are based upon 'A Categorisation of Ships by Type' shown on the following pages. In addition to non-propelled ships and, more generally, ships of less than 100 gross tonnage, pleasure craft, naval auxiliaries, and ships restricted to harbour service or river / canal service, are not included in this publication.

The definitions of the shiptypes comprising the shiptype categories (basic groupings) are based upon primary design function - with hull structure and, for cargo carrying ships the cargo handling mode, or modes, being given due prominence. Hence, the numbers of ships pertaining to the shiptype categories of this new publication may differ from those of the categories used in previous publications.

Each of the tables of data gives the number of ships (No.) and aggregate gross tonnage (GT), or aggregate deadweight (Dwt) for cargo carrying shiptypes. Average age (Age) is also included in many of the tables.

For the purpose of this publication, total losses refer to propelled sea-going merchant ships of not less than 100 GT which, as a result of being a marine casualty, have ceased to exist, either by virtue of the fact that the ships are irrecoverable or have subsequently been broken up. Ships which have been declared constructive total losses but which are undergoing or have undergone repairs are not included. Ships broken up, but not as a consequence of casualty, are categorised as disposals.

A new feature of this publication is the separation of losses into actual total losses and constructive total losses - the former being mostly foundered incidents, the latter more dependant upon the cost of repair and the value of the ship. Constructive total losses are primarily ships broken up as a result of a casualty incident.

The contents of this publication pertain to the year of the casualty incident for both actual and constructive total losses, and to the year scrapping commenced for disposals.

The casualty incident categories used in this publication are:-

- |       |                  |   |
|-------|------------------|---|
| (i)   | Foundered        | Includes ships which sank as a result of heavy weather, springing of leaks, breaking in two, etc., but not as a consequence of categories listed below.   |
| (ii)  | Missing          | After a reasonable period of time, no news having been received of a ship and its fate being therefore undetermined, the ship is posted as 'missing' at the Corporation of Lloyd's or reported as such from another reliable source.                                  |
| (iii) | Fire/explosion   | Includes ships lost as a result of fire and/or explosion where it is the first event reported - it therefore follows that casualties including fires and/or explosions after collisions, strandings, etc. would be categorised under 'collision', 'wrecked/stranded'. |
| (iv)  | Collision        | Includes ships lost as a result of striking or being struck by another ship, regardless of whether under way, anchored or moored.   |
| (v)   | Contact          | Includes ships lost as a result of striking an external substance - but not another ship (collision) or the sea bottom (wrecked/stranded). This category includes striking drilling rigs/platforms, regardless of whether in fixed position or in tow.                |
| (vi)  | Wrecked/stranded | Includes ships lost as a result of touching the sea bottom, sandbanks or seashore, etc., as well as entanglement on underwater wrecks.  |
| (vii) | Other            | Includes war loss (and encompassing loss occasioned to ships by hostile acts), hull/machinery damage or failure which is not attributable to any other category, and losses which, for want of sufficient reasons, cannot be classified.                              |

Appendix 1 lists, for individual ships, this year's total losses - sorted by shiptype category and casualty incident type (to enable cross reference with the appropriate tables of this publication).

Similarly, Appendix 2 lists the disposals - sorted by shiptype category and country of breaking.

**A CATEGORISATION OF SHIPS BY TYPE - CARGO CARRYING SHIPS**

**(For Statistical Purposes)**

**SHIPTYPES**

**BASIC GROUPINGS**

| SHIPTYPES   | BASIC GROUPINGS           |                   |                      |                 |                     |
|---|---------------------------|-------------------|----------------------|-----------------|---------------------|
| LNG TANKER<br>LPG TANKER  | LIQUEFIED GAS             | BULK LIQUID CARGO | CARGO CARRYING SHIPS | SHIP STRUCTURES |                     |
| CHEMICAL TANKER<br>CHEMICAL / OIL PRODUCTS TANKER   | CHEMICAL                  |                   |                      |                 |                     |
| CRUDE OIL TANKER<br>OIL PRODUCTS TANKER   | OIL                       |                   |                      |                 |                     |
| WATER TANKER<br>BITUMEN TANKER<br>WINE TANKER<br>VEGETABLE OIL TANKER<br>FRUIT JUICE TANKER<br>MOLASSES TANKER<br>OIL-SLUDGE TANKER<br>EDIBLE OIL TANKER<br>FISH OIL TANKER<br>COAL/OIL MIXTURE TANKER<br>LATEX TANKER<br>BEER TANKER | OTHER LIQUIDS             |                   |                      |                 |                     |
| BULK CARRIER<br>ORE CARRIER   | BULK DRY                  |                   |                      |                 | BULK DRY CARGO      |
| BULK / OIL CARRIER<br>ORE / OIL CARRIER   | BULK DRY / OIL            |                   |                      |                 |                     |
| SELF-DISCHARGING BULK CARRIER   | SELF-DISCHARGING BULK DRY |                   |                      |                 |                     |
| CEMENT CARRIER<br>WOOD CHIPS CARRIER<br>UREA CARRIER<br>AGGREGATES CARRIER<br>LIMESTONE CARRIER<br>ALUMINA CARRIER<br>REFINED SUGAR CARRIER<br>POWDER CARRIER<br>MUD CARRIER  | OTHER BULK DRY            |                   |                      |                 |                     |
| GENERAL CARGO SHIP<br>PALLETISED CARGO SHIP<br>DECK CARGO SHIP  | GENERAL CARGO             |                   |                      |                 | ALL OTHER DRY CARGO |
| PASSENGER / GENERAL CARGO SHIP  | PASSENGER / GENERAL CARGO |                   |                      |                 |                     |
| CONTAINER SHIP<br>PASSENGER/CONTAINER SHIP  | CONTAINER                 |                   |                      |                 |                     |
| REFRIGERATED CARGO SHIP   | REFRIGERATED CARGO        |                   |                      |                 |                     |
| RO-RO CARGO SHIP<br>VEHICLES CARRIER<br>CONTAINER / RO-RO CARGO SHIP<br>LANDING CRAFT   | RO-RO CARGO               |                   |                      |                 |                     |
| PASSENGER / RO-RO CARGO SHIP<br>PASSENGER / LANDING CRAFT   | PASSENGER / RO-RO CARGO   |                   |                      |                 |                     |
| PASSENGER (CRUISE) SHIP<br>PASSENGER SHIP   | PASSENGER                 |                   |                      |                 |                     |
| LIVESTOCK CARRIER<br>BARGE CARRIER<br>HEAVY LOAD CARRIER<br>NUCLEAR FUEL CARRIER<br>LOG-TIPPING SHIP<br>PEARL SHELLS CARRIER<br>STONE CARRIER<br>PULP CARRIER   | OTHER DRY CARGO           |                   |                      |                 |                     |



**A CATEGORISATION OF SHIPS BY TYPE - ALL OTHER TYPES**

**(For Statistical Purposes)**

**SHIPTYPES**

**BASIC GROUPINGS**

| SHIPTYPES                   | BASIC GROUPINGS        |                      |                                   |                 |
|-----------------------------|------------------------|----------------------|-----------------------------------|-----------------|
| TRAWLER                     | FISH CATCHING          | FISHING              | SHIPS OF MISCELLANEOUS ACTIVITIES | SHIP STRUCTURES |
| FISHING VESSEL              |                        |                      |                                   |                 |
| FISH FACTORY SHIP           | OTHER FISHING          |                      |                                   |                 |
| FISH CARRIER                |                        |                      |                                   |                 |
| LIVE-FISH CARRIER           |                        |                      |                                   |                 |
| FISHING SUPPORT VESSEL      |                        |                      |                                   |                 |
| SEAL-CATCHER                |                        | OFFSHORE             | SHIPS OF MISCELLANEOUS ACTIVITIES | SHIP STRUCTURES |
| WHALE-CATCHER               |                        |                      |                                   |                 |
| KELP-DREDGER                |                        |                      |                                   |                 |
| OFFSHORE SUPPLY SHIP        | OFFSHORE SUPPLY        |                      |                                   |                 |
| OFFSHORE TUG/SUPPLY SHIP    |                        |                      |                                   |                 |
| OFFSHORE SUPPORT VESSEL     |                        |                      |                                   |                 |
| DRILLING SHIP               | OTHER OFFSHORE         | ALL OTHER ACTIVITIES | SHIPS OF MISCELLANEOUS ACTIVITIES | SHIP STRUCTURES |
| PIPE-LAYER                  |                        |                      |                                   |                 |
| PRODUCTION TESTING VESSEL   |                        |                      |                                   |                 |
| OFFSHORE PROCESSING SHIP    |                        |                      |                                   |                 |
| WELL-STIMULATION VESSEL     |                        |                      |                                   |                 |
| STANDBY-SAFETY VESSEL       |                        |                      |                                   |                 |
| RESEARCH VESSEL             | RESEARCH               | ALL OTHER ACTIVITIES | SHIPS OF MISCELLANEOUS ACTIVITIES | SHIP STRUCTURES |
| TUG                         | TOWING / PUSHING       |                      |                                   |                 |
| PUSHER TUG                  |                        |                      |                                   |                 |
| DREDGER                     | DREDGING               |                      |                                   |                 |
| HOPPER DREDGER              |                        |                      |                                   |                 |
| MOTOR HOPPER                |                        |                      |                                   |                 |
| CRANE SHIP                  | OTHER ACTIVITIES       | ALL OTHER ACTIVITIES | SHIPS OF MISCELLANEOUS ACTIVITIES | SHIP STRUCTURES |
| ICE-BREAKER                 |                        |                      |                                   |                 |
| CABLE-LAYER                 |                        |                      |                                   |                 |
| WASTE DISPOSAL VESSEL       |                        |                      |                                   |                 |
| FIRE-FIGHTING VESSEL        |                        |                      |                                   |                 |
| POLLUTION CONTROL VESSEL    |                        |                      |                                   |                 |
| PATROL VESSEL               |                        |                      |                                   |                 |
| CREWBOAT                    |                        |                      |                                   |                 |
| TRAINING SHIP               |                        |                      |                                   |                 |
| UTILITY VESSEL              |                        |                      |                                   |                 |
| SEARCH & RESCUE VESSEL      |                        |                      |                                   |                 |
| PILOT VESSEL                |                        |                      |                                   |                 |
| SALVAGE VESSEL              |                        |                      |                                   |                 |
| BUOY/LIGHTHOUSE VESSEL      |                        |                      |                                   |                 |
| SUPPLY VESSEL               |                        |                      |                                   |                 |
| MOORING VESSEL              |                        |                      |                                   |                 |
| WORK/REPAIR VESSEL          |                        |                      |                                   |                 |
| HOSPITAL VESSEL             |                        |                      |                                   |                 |
| TANK-CLEANING VESSEL        |                        |                      |                                   |                 |
| TRANS-SHIPMENT VESSEL       |                        |                      |                                   |                 |
| ANCHOR HOY                  |                        |                      |                                   |                 |
| TENDER (UNSPECIFIED)        |                        |                      |                                   |                 |
| LAUNCH (UNSPECIFIED)        |                        |                      |                                   |                 |
| BARGES                      | NON-PROPELLED SHIPS    | ALL OTHER ACTIVITIES | SHIPS OF MISCELLANEOUS ACTIVITIES | SHIP STRUCTURES |
| PONTOONS                    |                        |                      |                                   |                 |
| MOORED OIL PROCESSING SHIP  |                        |                      |                                   |                 |
| MOORED CEMENT HANDLING SHIP |                        |                      |                                   |                 |
| etc.                        |                        |                      |                                   |                 |
| YACHT                       | OTHER SHIPS STRUCTURES | ALL OTHER ACTIVITIES | SHIPS OF MISCELLANEOUS ACTIVITIES | SHIP STRUCTURES |
| SAIL TRAINING SHIP          |                        |                      |                                   |                 |
| NAVAL AUXILIARY SHIP        |                        |                      |                                   |                 |
| etc.                        |                        |                      |                                   |                 |

# WORLD CASUALTY STATISTICS 1999

## STATISTICAL NOTES

### Overall summary

During the year 129 ships of 0.71 million gross tonnage were reported as total losses. Reported disposals totalled 797 ships of 16.18 million gross tonnage.

The number of total losses of cargo carrying ships was 90 ships of 0.69 million GT (1.10 million Dwt), and for disposals, the number was 646 ships of 15.99 million GT (28.07 million Dwt).

The following is an overall summary, for all shiptype categories, of reported losses (actual total losses and constructive total losses) and disposals for the current and previous five years.

### Overall summary of losses and disposals since 1994 (tonnage values in millions)

|      | Total losses |      | ATL |      | CTL |      | Disposals |      |
|------|--------------|------|-----|------|-----|------|-----------|------|
|      | No.          | m.GT | No. | m.GT | No. | m.GT | No.       | m.GT |
| 1994 | 240          | 2.0  | 173 | 0.9  | 67  | 1.1  | 945       | 12.3 |
| 1995 | 254          | 1.0  | 198 | 0.6  | 56  | 0.4  | 876       | 9.4  |
| 1996 | 247          | 1.1  | 179 | 0.5  | 68  | 0.6  | 917       | 10.8 |
| 1997 | 203          | 1.2  | 142 | 0.4  | 61  | 0.8  | 868       | 9.7  |
| 1998 | 235          | 1.0  | 172 | 0.4  | 63  | 0.6  | 941       | 13.9 |
| 1999 | 129          | 0.7  | 106 | 0.4  | 23  | 0.3  | 797       | 16.2 |

The number of persons reported killed or missing (lives lost) as a result of total losses during the year was 403.

The year's most notable total loss in terms of lives lost, was the Indonesian registered General Cargo ship "Bimas Raya II" (197 GT) which foundered off Merauke district, Irian Jaya on 18/10/99. Casualties of the incident reported 15 people dead, 106 missing with 38 survivors treated in Merauke public hospital.

The oldest vessel lost as a result of a casualty was the 79 year old Turkish registered general cargo ship "Basari" (698 GT/1,500 DWT), who foundered, June 1999. All 10 crew were rescued. The youngest vessel lost was the Norwegian registered passenger ship "Sleipner" (735 GT) completed in early 1999, which struck a rock and foundered in rough seas and high winds on voyage from Stavanger to Bergen on 26/11/99. The vessels now lies about 90 metres deep and 350 metres north of her initial incident location. 16 people were confirmed dead.

The following summarises lives lost (as a result of total losses) for the current and previous five years for all shiptype categories.

|                         | 1994         | 1995       | 1996       | 1997       | 1998       | 1999       |
|-------------------------|--------------|------------|------------|------------|------------|------------|
| LPG tanker              | ..           | 9          | ..         | 10         | 1          | ..         |
| chemical                | ..           | 11         | 18         | ..         | ..         | ..         |
| crude oil tanker        | 54           | 1          | 2          | ..         | ..         | ..         |
| oil products tanker     | 16           | 3          | 8          | 17         | 7          | 7          |
| bulk dry                | 112          | 84         | 50         | 82         | 111        | 1          |
| bulk dry/oil            | 37           | ..         | ..         | ..         | ..         | ..         |
| other bulk dry          | 14           | 3          | 28         | ..         | ..         | ..         |
| general cargo           | 149          | 204        | 172        | 107        | 158        | 242        |
| passenger/general cargo | 145          | 2          | ..         | 2          | ..         | ..         |
| container               | ..           | ..         | 31         | ..         | ..         | 4          |
| refrigerated cargo      | 17           | 2          | ..         | 5          | ..         | ..         |
| ro-ro cargo             | 51           | 28         | 1          | 2          | 2          | ..         |
| passenger/ro-ro cargo   | 876          | ..         | 342        | ..         | 150        | ..         |
| passenger (cruise)      | 4            | ..         | ..         | ..         | 31         | ..         |
| passenger ship          | ..           | 3          | 4          | ..         | 40         | 74         |
| other dry cargo         | ..           | ..         | 1          | ..         | ..         | 5          |
| fish catching           | 52           | 63         | 27         | 23         | 52         | 57         |
| other fishing           | 1            | ..         | 5          | ..         | ..         | ..         |
| research                | ..           | ..         | 12         | ..         | ..         | 3          |
| towing/pushing          | 1            | 4          | 4          | ..         | ..         | 4          |
| dredging                | ..           | ..         | 2          | ..         | ..         | 6          |
| other activities        | ..           | 1          | 3          | ..         | ..         | ..         |
| <b>totals</b>           | <b>1 529</b> | <b>419</b> | <b>710</b> | <b>248</b> | <b>552</b> | <b>403</b> |

**Total losses**

Table 1A & 1B of this publication gives the year's reported total losses by registration and nationality, for the two shiptype component groupings of cargo carrying ships and ships of miscellaneous activities. The following chart illustrates the highest countries' total losses by registration and nationality, showing the total tonnage and average age lost.

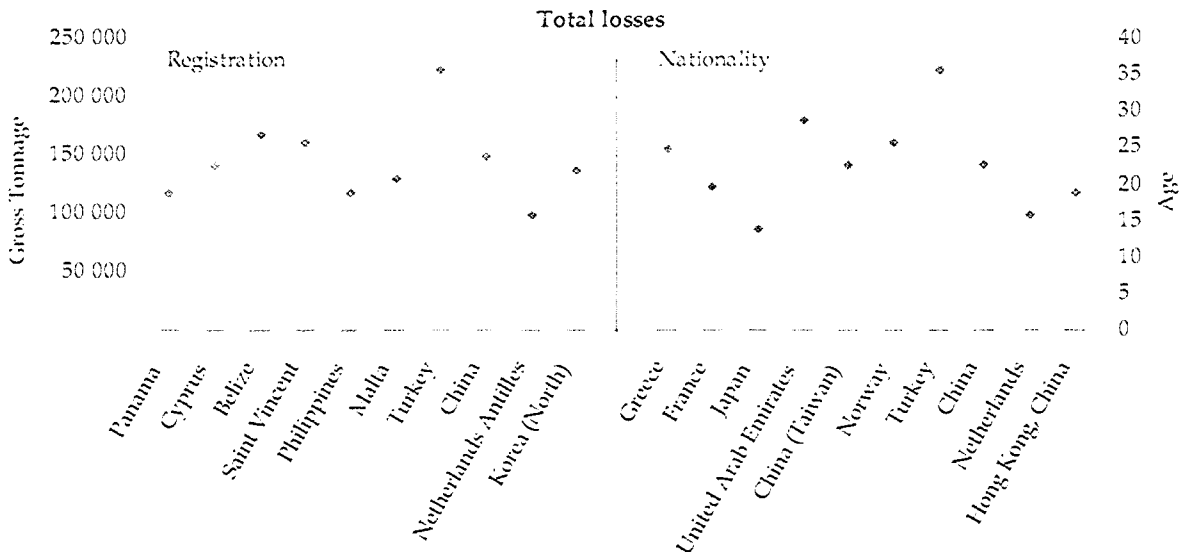



Table 2A & 2B continues the analysis of losses by registration, with actual and constructive total losses shown by shiptype category. Individual registration authority totals are given in Tables 1A & 1B.

Analysing Tables 2A and 2B, the following chart shows the highest countries total losses by registration and nationality, showing the ship types and lives lost to those countries.

Table 3A & 3B continues the above analysis of losses by incident type, with actual and constructive losses shown by shiptype category. (The incident type totals for Table 3A & 3B are given below.)

Complementary to Table 3A, Table 3B gives total loss (ATL/CTL) by shiptype category and incident type. The following shows the year's reported total losses (actual and constructive) by incident type.

|                  | Total losses |                | ATL        |                | CTL       |                |
|------------------|--------------|----------------|------------|----------------|-----------|----------------|
|                  | No.          | GT             | No.        | GT             | No.       | GT             |
| foundered        | 69           | 221 620        | 67         | 220 862        | 2         | 758            |
| missing          | 2            | 6 752          | 2          | 6 752          |           |                |
| fire/explosion   | 8            | 75 392         | 4          | 10 626         | 4         | 64 766         |
| collision        | 14           | 62 208         | 12         | 40 044         | 2         | 22 164         |
| wrecked/stranded | 25           | 175 229        | 17         | 82 625         | 8         | 92 604         |
| contact          | 1            | 14 785         | 1          | 14 785         |           |                |
| other            | 10           | 152 906        | 3          | 7 024          | 7         | 145 882        |
| <b>totals</b>    | <b>129</b>   | <b>708 892</b> | <b>106</b> | <b>382 718</b> | <b>23</b> | <b>326 174</b> |



Using numbers at risk (i.e. in the world fleet) given in the current issue of the WORLD FLEET STATISTICS, the following show loss rates (per 1 000 ships at risk) for the all shiptype categories by grouped casualty incident types.

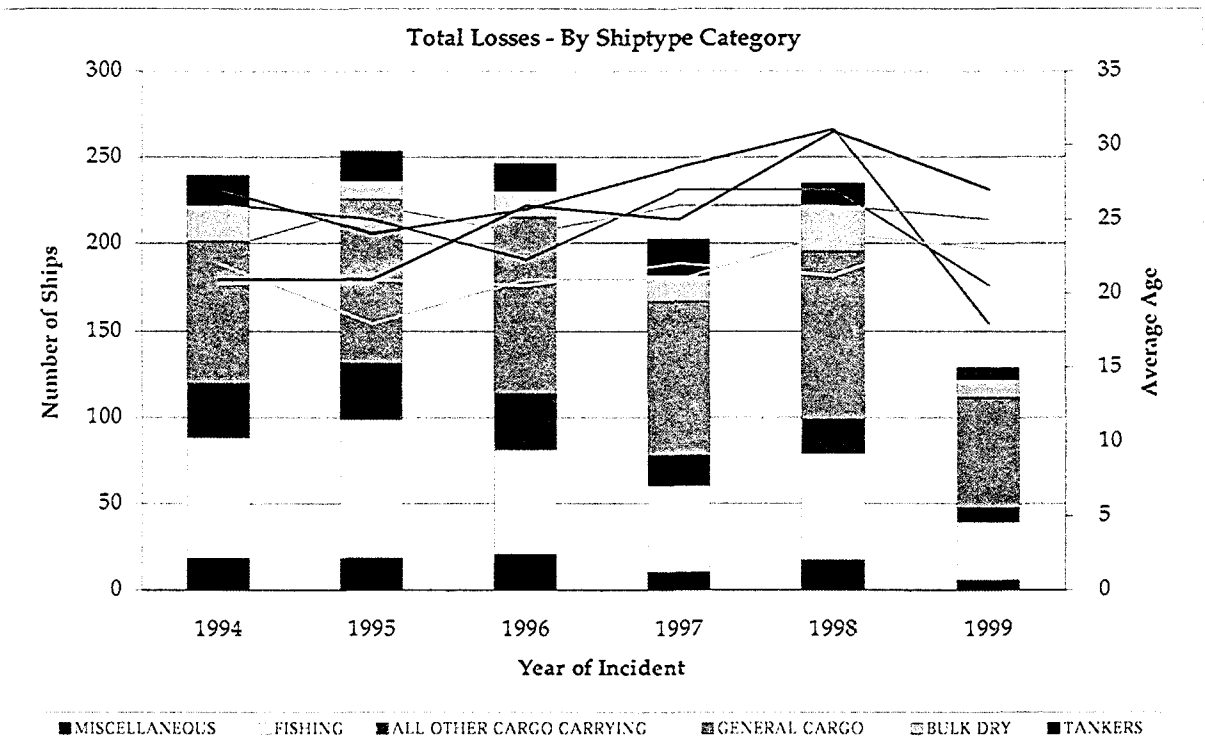
|                     | foundered/missing | fire/explosion | contact - types | overall |
|---------------------|-------------------|----------------|-----------------|---------|
| LPG tanker          | ..                | ..             | 1.02            | 1.02    |
| chemical            | ..                | ..             | 0.41            | 0.41    |
| crude oil tanker    | ..                | 0.56           | ..              | 0.56    |
| oil products tanker | 0.38              | 0.19           | ..              | 0.57    |
| other liquids       | 2.92              | ..             | ..              | 2.92    |
| bulk dry            | 0.82              | ..             | 1.02            | 2.25    |
| other bulk dry      | ..                | ..             | 0.91            | 0.91    |
| general cargo       | 1.90              | 0.30           | 1.24            | 3.73    |
| container           | ..                | ..             | 0.81            | 0.81    |
| refrigerated cargo  | ..                | ..             | 0.71            | 1.41    |
| ro-ro cargo         | ..                | ..             | ..              | 0.54    |
| passenger ship      | 0.38              | ..             | 0.38            | 0.77    |
| other dry cargo     | 3.74              | ..             | ..              | 3.74    |
| fish catching       | 1.04              | 0.04           | 0.30            | 1.43    |
| offshore supply     | 0.40              | ..             | ..              | 0.40    |
| research            | 1.18              | ..             | ..              | 1.18    |
| towing / pushing    | 0.33              | ..             | ..              | 0.33    |
| dredging            | 0.89              | ..             | ..              | 0.89    |
| overall             | 0.82              | 0.09           | 0.46            | 1.49    |

(Contact - types include collision, wrecked/stranded and contact; other is included in the overall rates.)

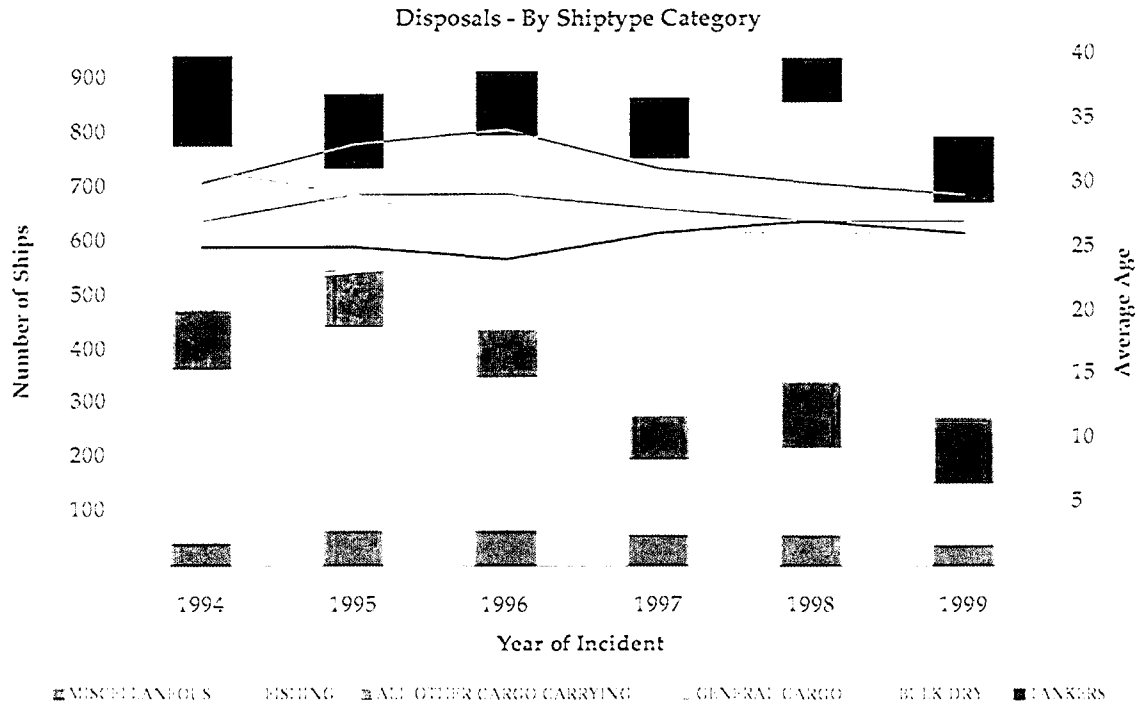
#### Total losses and disposals

Table 4 shows total losses (ATL/CTL) and disposals by shiptype category. Considering cargo carrying ships only, Table 5A provides a further analysis by deadweight and Table 5B shows the non cargo, (miscellaneous) shiptypes by Gross Tonnage.

The following chart illustrates the average age of total losses reported during 1999, by principal shiptype categories .



Again, using figures from Table 4, the following chart shows a similar analysis of the number and average age of disposals during the year.



The following analysis considers age for both total losses and disposals for all shiptype categories.

|                           | Total losses       |               |                  | Disposals          |               |                  |
|---------------------------|--------------------|---------------|------------------|--------------------|---------------|------------------|
|                           | less than 10 Years | 10 - 19 Years | 20 or more years | less than 10 Years | 10 - 19 Years | 20 or more years |
| LPG tanker                | 0                  | 0             | 1                | 0                  | 0             | 4                |
| chemical                  | 0                  | 0             | 1                | 0                  | 1             | 7                |
| crude oil tanker          | 0                  | 0             | 1                | 0                  | 0             | 77               |
| oil products tanker       | 0                  | 1             | 2                | 0                  | 0             | 29               |
| other liquids             | 0                  | 0             | 1                | 0                  | 0             | 4                |
| bulk dry                  | 0                  | 1             | 10               | 0                  | 1             | 182              |
| bulk dry/oil              | ..                 | ..            | ..               | 0                  | 0             | 11               |
| self-discharging bulk dry | ..                 | ..            | ..               | 0                  | 0             | 2                |
| other bulk dry            | 0                  | 1             | 0                | 0                  | 1             | 12               |
| general cargo             | 5                  | 12            | 46               | 2                  | 18            | 182              |
| passenger/general cargo   | ..                 | ..            | ..               | 0                  | 0             | 1                |
| container                 | 0                  | 0             | 2                | 0                  | 1             | 46               |
| refrigerated cargo        | 0                  | 1             | 1                | 0                  | 0             | 38               |
| ro-ro cargo               | 0                  | 0             | 1                | 0                  | 0             | 4                |
| passenger/ro-ro cargo     | ..                 | ..            | ..               | 0                  | 0             | 4                |
| passenger (cruise)        | ..                 | ..            | ..               | 0                  | 0             | 4                |
| passenger ship            | 1                  | 0             | 1                | 0                  | 1             | 9                |
| other dry cargo           | 0                  | 1             | 0                | 0                  | 1             | 4                |
| fish catching             | 1                  | 6             | 26               | 1                  | 45            | 55               |
| other fishing             | ..                 | ..            | ..               | 0                  | 3             | 7                |
| other offshore            | 0                  | 1             | 0                | 0                  | 0             | 1                |
| research                  | 0                  | 0             | 1                | 0                  | 1             | 0                |
| towing/pushing            | 1                  | 0             | 2                | 0                  | 0             | 8                |
| dredging                  | 1                  | 0             | 0                | 0                  | 3             | 10               |
| other activities          | ..                 | ..            | ..               | 1                  | 1             | 15               |
| <b>totals</b>             | <b>9</b>           | <b>24</b>     | <b>96</b>        | <b>4</b>           | <b>77</b>     | <b>716</b>       |

Again using figures published in the current issue of the WORLD FLEET STATISTICS, the following shows loss rates and disposal rates (per 1 000 ships) for the above shiptype categories.

|                    | Total losses          |                  |                     | Disposals             |                  |                     |
|--------------------|-----------------------|------------------|---------------------|-----------------------|------------------|---------------------|
|                    | less than<br>10 Years | 10 - 19<br>Years | 20 or more<br>years | less than<br>10 Years | 10 - 19<br>Years | 20 or more<br>years |
| oil                | ..                    | 0.5              | 0.8                 | ..                    | ..               | 31.0                |
| bulk dry           | ..                    | 0.5              | 6.1                 | ..                    | 0.5              | 114.0               |
| general cargo      | 1.4                   | 2.6              | 5.1                 | 0.5                   | 3.9              | 20.3                |
| all cargo carrying | 0.4                   | 1.2              | 3.3                 | 0.1                   | 1.8              | 30.5                |
| fish catching      | 0.2                   | 0.8              | 2.0                 | 0.2                   | 6.5              | 4.3                 |
| all ship types     | 0.4                   | 0.9              | 2.2                 | 0.2                   | 3.0              | 16.9                |

The number of ships and the aggregate gross tonnage per registration authority, as well as registration authority per shiptype category, are to be found in the current issue of the WORLD FLEET STATISTICS.

Tables 6A,B & C gives, for the current and previous five years, reported total losses by registration, nationality and shiptype.

Loss rates and disposal rates (per 1 000 ships) for the current and previous five years for the above shiptype categories are as follows.

|                    | Total losses |      |      |      |      |      | Disposals |      |      |      |      |      |
|--------------------|--------------|------|------|------|------|------|-----------|------|------|------|------|------|
|                    | 1994         | 1995 | 1996 | 1997 | 1998 | 1999 | 1994      | 1995 | 1996 | 1997 | 1998 | 1999 |
| oil                | 2.2          | 1.7  | 1.5  | 2.1  | 1.2  | 0.5  | 20.0      | 17.8 | 13.6 | 10.5 | 8.4  | 15.0 |
| bulk dry           | 3.7          | 3.6  | 4.4  | 2.6  | 5.0  | 2.3  | 18.4      | 6.4  | 23.8 | 25.4 | 44.3 | 36.6 |
| general cargo      | 4.8          | 5.5  | 5.8  | 5.0  | 5.8  | 3.7  | 11.6      | 8.7  | 12.1 | 19.0 | 16.6 | 11.9 |
| all cargo carrying | 3.5          | 3.5  | 3.6  | 3.1  | 3.4  | 1.9  | 13.5      | 9.8  | 12.5 | 14.6 | 15.7 | 14.0 |
| fish catching      | 2.9          | 3.3  | 2.4  | 2.1  | 2.6  | 1.4  | 12.7      | 15.0 | 11.3 | 5.4  | 6.4  | 4.3  |
| all ship types     | 2.9          | 3.0  | 2.9  | 2.3  | 2.7  | 1.4  | 11.7      | 10.5 | 10.8 | 10.1 | 10.9 | 9.1  |

### Disposals

Having previously analysed disposals by shiptype category, this final section considers disposals by registration, nationality and by country of breaking.

Tables 7A, B & C gives the year's reported disposals by registration, nationality and country of breaking for the two shiptype component groupings of cargo carrying ships and ships of miscellaneous activities.

Table 8A continues the analysis of disposals by considering registration, nationality and shiptype category. Individual registration authority totals are given in Table 7A. Table 8B provides a further analysis by nationality, registration and shiptype.

Tables 10A,B & C gives, for the current and previous five years, reported disposals by registration, nationality and shiptype.

The following shows the gross tonnage (in millions) broken up in the four principal countries of breaking for the current and previous five years.

|               | 1994 |       | 1995 |      | 1996 |       | 1997 |      | 1998 |       | 1999 |       |
|---------------|------|-------|------|------|------|-------|------|------|------|-------|------|-------|
|               | No.  | m.GT  | No.  | m.GT | No.  | m.GT  | No.  | m.GT | No.  | m.GT  | No.  | m.GT  |
| Bangladesh    | 62   | 2.18  | 54   | 2.56 | 65   | 2.65  | 83   | 2.39 | 73   | 3.21  | 67   | 3.79  |
| China         | 135  | 3.03  | 98   | 0.82 | 36   | 0.17  | 45   | 0.31 | 42   | 0.75  | 65   | 2.41  |
| India         | 301  | 4.10  | 261  | 3.66 | 339  | 5.27  | 389  | 5.21 | 389  | 6.44  | 368  | 6.74  |
| Pakistan      | 34   | 2.17  | 25   | 1.67 | 33   | 2.06  | 22   | 0.99 | 62   | 2.47  | 38   | 2.08  |
| all countries | 532  | 11.47 | 438  | 8.71 | 473  | 10.15 | 539  | 8.90 | 566  | 12.86 | 538  | 15.02 |

TABLE 1A TOTAL LOSSES - BY REGISTRATION

1999

| REGISTRATION             | TOTALS |         |     | CARGO CARRYING SHIPS |         |           |     | SHIPS OF MISCELLANEOUS ACTIVITIES |        |     |
|--------------------------|--------|---------|-----|----------------------|---------|-----------|-----|-----------------------------------|--------|-----|
|                          | No.    | GT      | Age | No.                  | GT      | Dwt       | Age | No.                               | GT     | Age |
| ANTIGUA & BARBUDA        | 1      | 5 753   | 9   | 1                    | 5 753   | 8 224     | 9   | ..                                | ..     | ..  |
| BELIZE                   | 8      | 71 915  | 27  | 8                    | 71 915  | 123 198   | 27  | ..                                | ..     | ..  |
| BRAZIL                   | 1      | 232     | 12  | ..                   | ..      | ..        | ..  | 1                                 | 232    | 12  |
| BULGARIA                 | 1      | 5 926   | 23  | 1                    | 5 926   | 8 750     | 23  | ..                                | ..     | ..  |
| CHINA                    | 2      | 23 160  | 24  | 2                    | 23 160  | 36 855    | 24  | ..                                | ..     | ..  |
| CHINA (TAIWAN)           | 1      | 3 972   | 20  | 1                    | 3 972   | 6 330     | 20  | ..                                | ..     | ..  |
| CROATIA                  | 2      | 624     | 48  | 2                    | 624     | 841       | 48  | ..                                | ..     | ..  |
| CYPRUS                   | 9      | 148 305 | 23  | 9                    | 148 305 | 247 548   | 23  | ..                                | ..     | ..  |
| DENMARK (DIS)            | 2      | 2 244   | 27  | 2                    | 2 244   | 3 246     | 27  | ..                                | ..     | ..  |
| DOMINICA                 | 1      | 289     | 48  | 1                    | 289     | 366       | 48  | ..                                | ..     | ..  |
| GREECE                   | 3      | 6 537   | 31  | 3                    | 6 537   | 9 111     | 31  | ..                                | ..     | ..  |
| HONDURAS                 | 1      | 398     | 32  | 1                    | 398     | 1 285     | 32  | ..                                | ..     | ..  |
| INDIA                    | 1      | 4 356   | 22  | 1                    | 4 356   | 6 579     | 22  | ..                                | ..     | ..  |
| INDONESIA                | 3      | 4 430   | 20  | 3                    | 4 430   | 5 763     | 20  | ..                                | ..     | ..  |
| JAPAN                    | 4      | 2 068   | 16  | 2                    | 1 490   | 3 724     | 11  | 2                                 | 578    | 21  |
| KOREA (NORTH)            | 1      | 10 379  | 22  | 1                    | 10 379  | 15 193    | 22  | ..                                | ..     | ..  |
| KOREA (SOUTH)            | 3      | 6 509   | 14  | 1                    | 1 698   | 3 049     | 14  | 2                                 | 4 811  | 15  |
| MALTA                    | 4      | 30 876  | 21  | 4                    | 30 876  | 54 138    | 21  | ..                                | ..     | ..  |
| MARSHALL ISLANDS         | 1      | 5 938   | 17  | 1                    | 5 938   | 7 899     | 17  | ..                                | ..     | ..  |
| MAURITANIA               | 1      | 618     | 29  | ..                   | ..      | ..        | ..  | 1                                 | 618    | 29  |
| MOZAMBIQUE               | 1      | 353     | 22  | ..                   | ..      | ..        | ..  | 1                                 | 353    | 22  |
| NETHERLANDS ANTILLES     | 1      | 21 162  | 16  | 1                    | 21 162  | 25 743    | 16  | ..                                | ..     | ..  |
| NIGERIA                  | 2      | 3 008   | 30  | 2                    | 3 008   | 4 444     | 30  | ..                                | ..     | ..  |
| NORWAY                   | 3      | 1 924   | 27  | 2                    | 1 197   | 601       | 16  | 1                                 | 727    | 49  |
| NORWAY (NIS)             | 2      | 6 114   | 24  | 2                    | 6 114   | 10 009    | 24  | ..                                | ..     | ..  |
| PANAMA                   | 16     | 208 645 | 19  | 16                   | 208 645 | 346 345   | 19  | ..                                | ..     | ..  |
| PARAGUAY                 | 1      | 459     | 40  | 1                    | 459     | 840       | 40  | ..                                | ..     | ..  |
| PHILIPPINES              | 4      | 39 815  | 19  | 4                    | 39 815  | 46 496    | 19  | ..                                | ..     | ..  |
| RUSSIA                   | 3      | 524     | 26  | ..                   | ..      | ..        | ..  | 3                                 | 524    | 26  |
| SAINT VINCENT            | 9      | 49 710  | 26  | 8                    | 49 514  | 66 020    | 25  | 1                                 | 196    | 32  |
| SAO TOME & PRINCIPE      | 1      | 2 796   | 37  | 1                    | 2 796   | 3 654     | 37  | ..                                | ..     | ..  |
| SINGAPORE                | 1      | 247     | 9   | ..                   | ..      | ..        | ..  | 1                                 | 247    | 9   |
| SOUTH AFRICA             | 1      | 1 024   | 30  | ..                   | ..      | ..        | ..  | 1                                 | 1 024  | 30  |
| SPAIN                    | 6      | 1 790   | 26  | ..                   | ..      | ..        | ..  | 6                                 | 1 790  | 26  |
| SPAIN (CSR)              | 1      | 1 465   | 19  | 1                    | 1 465   | 2 580     | 19  | ..                                | ..     | ..  |
| SYRIA                    | 2      | 6 829   | 29  | 2                    | 6 829   | 9 975     | 29  | ..                                | ..     | ..  |
| TURKEY                   | 6      | 25 399  | 36  | 6                    | 25 399  | 38 557    | 36  | ..                                | ..     | ..  |
| UNITED KINGDOM           | 7      | 1 117   | 24  | ..                   | ..      | ..        | ..  | 7                                 | 1 117  | 24  |
| UNITED STATES OF AMERICA | 10     | 1 519   | 24  | ..                   | ..      | ..        | ..  | 10                                | 1 519  | 24  |
| URUGUAY                  | 2      | 463     | 21  | ..                   | ..      | ..        | ..  | 2                                 | 463    | 21  |
| TOTALS                   | 129    | 708 892 | 24  | 90                   | 694 693 | 1 097 363 | 24  | 39                                | 14 199 | 24  |

TABLE 2A TOTAL LOSSES - BY REGISTRATION, NATIONALITY OF OWNER AND SHIPTYPE CATEGORY

1999

| REGISTRATION         | NATIONALITY    | SHIPTYPE CATEGORY   | TOTAL LOSSES |        |        |     |     | ATL |        |        |     | CTL |       |       |     |
|----------------------|----------------|---------------------|--------------|--------|--------|-----|-----|-----|--------|--------|-----|-----|-------|-------|-----|
|                      |                |                     | No.          | GT     | Dwt    | LVS | Age | No. | GT     | Dwt    | Age | No. | GT    | Dwt   | Age |
| HONDURAS             | CYPRUS         | GENERAL CARGO       | 1            | 398    | 1 285  | 2   | 32  | 1   | 398    | 1 285  | 32  | ..  | ..    | ..    | ..  |
| INDIA                | INDIA          | GENERAL CARGO       | 1            | 4 356  | 6 579  | 0   | 22  | ..  | ..     | ..     | ..  | 1   | 4 356 | 6 579 | 22  |
| INDONESIA            | INDONESIA      | GENERAL CARGO       | 2            | 2 128  | 3 461  | 121 | 21  | 2   | 2 128  | 3 461  | 21  | ..  | ..    | ..    | ..  |
|                      | UNKNOWN        | GENERAL CARGO       | 1            | 2 302  | 2 302  | 26  | 19  | 1   | 2 302  | 2 302  | 19  | ..  | ..    | ..    | ..  |
| JAPAN                | JAPAN          | GENERAL CARGO       | 2            | 1 490  | 3 724  | 4   | 11  | 1   | 497    | 1 570  | 7   | 1   | 993   | 2 154 | 15  |
|                      | JAPAN          | FISH CATCHING       | 1            | 379    | 574    | 12  | 12  | 1   | 379    | 574    | 12  | ..  | ..    | ..    | ..  |
|                      | JAPAN          | TOWING/PUSHING      | 1            | 199    | 199    | 0   | 29  | 1   | 199    | 199    | 29  | ..  | ..    | ..    | ..  |
| KOREA (NORTH)        | UNKNOWN        | GENERAL CARGO       | 1            | 10 379 | 15 193 | 37  | 22  | 1   | 10 379 | 15 193 | 22  | ..  | ..    | ..    | ..  |
| KOREA (SOUTH)        | KOREA (SOUTH)  | GENERAL CARGO       | 1            | 1 698  | 3 049  | 0   | 14  | 1   | 1 698  | 3 049  | 14  | ..  | ..    | ..    | ..  |
|                      | KOREA (SOUTH)  | FISH CATCHING       | 1            | 651    | 553    | 4   | 25  | 1   | 651    | 553    | 25  | ..  | ..    | ..    | ..  |
|                      | KOREA (SOUTH)  | DREDGING            | 1            | 4 160  | 6 780  | 6   | 4   | 1   | 4 160  | 6 780  | 4   | ..  | ..    | ..    | ..  |
| MALTA                | IRISH REPUBLIC | GENERAL CARGO       | 1            | 1 486  | 2 261  | 3   | 14  | 1   | 1 486  | 2 261  | 14  | ..  | ..    | ..    | ..  |
|                      | ITALY          | OIL PRODUCTS TANKER | 1            | 19 666 | 37 283 | 0   | 24  | 1   | 19 666 | 37 283 | 24  | ..  | ..    | ..    | ..  |
|                      | KOREA (SOUTH)  | GENERAL CARGO       | 1            | 7 246  | 11 669 | 0   | 21  | 1   | 7 246  | 11 669 | 21  | ..  | ..    | ..    | ..  |
|                      | UKRAINE        | GENERAL CARGO       | 1            | 2 478  | 2 925  | 0   | 26  | 1   | 2 478  | 2 925  | 26  | ..  | ..    | ..    | ..  |
| MARSHALL ISLANDS     | GERMANY        | GENERAL CARGO       | 1            | 5 938  | 7 899  | 0   | 17  | 1   | 5 938  | 7 899  | 17  | ..  | ..    | ..    | ..  |
| MAURITANIA           | UNKNOWN        | FISH CATCHING       | 1            | 618    | 618    | 0   | 29  | 1   | 618    | 618    | 29  | ..  | ..    | ..    | ..  |
| MOZAMBIQUE           | MOZAMBIQUE     | FISH CATCHING       | 1            | 353    | 265    | 0   | 22  | 1   | 353    | 265    | 22  | ..  | ..    | ..    | ..  |
| NETHERLANDS ANTILLES | NETHERLANDS    | OTHER DRY CARGO     | 1            | 21 162 | 25 743 | 5   | 16  | 1   | 21 162 | 25 743 | 16  | ..  | ..    | ..    | ..  |
| NIGERIA              | NIGERIA        | CHEMICAL            | 1            | 497    | 825    | 0   | 37  | 1   | 497    | 825    | 37  | ..  | ..    | ..    | ..  |
|                      | NIGERIA        | GENERAL CARGO       | 1            | 2 511  | 3 619  | 0   | 22  | 1   | 2 511  | 3 619  | 22  | ..  | ..    | ..    | ..  |



TABLE 2A TOTAL LOSSES - BY REGISTRATION, NATIONALITY OF OWNER AND SHIPTYPE CATEGORY

1999

| REGISTRATION  | NATIONALITY                 | SHIPTYPE CATEGORY   | TOTAL LOSSES |        |         |     |     | ATL |        |        |     | CTL |        |         |     |
|---------------|-----------------------------|---------------------|--------------|--------|---------|-----|-----|-----|--------|--------|-----|-----|--------|---------|-----|
|               |                             |                     | No.          | GT     | Dwt     | LVS | Age | No. | GT     | Dwt    | Age | No. | GT     | Dwt     | Age |
| NORWAY        | NORWAY                      | GENERAL CARGO       | 1            | 462    | 549     | 0   | 32  | ..  | ..     | ..     | ..  | 1   | 462    | 549     | 32  |
|               | NORWAY                      | PASSENGER SHIP      | 1            | 735    | 52      | 16  | 0   | 1   | 735    | 52     | 0   | ..  | ..     | ..      | ..  |
|               | NORWAY                      | FISH CATCHING       | 1            | 727    | 772     | 0   | 49  | 1   | 727    | 772    | 49  | ..  | ..     | ..      | ..  |
| NORWAY (NIS)  | NORWAY                      | GENERAL CARGO       | 2            | 6 114  | 10 009  | 0   | 24  | 2   | 6 114  | 10 009 | 24  | ..  | ..     | ..      | ..  |
| PANAMA        | HONG KONG, CHINA            | BULK DRY            | 1            | 14 921 | 25 406  | 0   | 15  | 1   | 14 921 | 25 406 | 15  | ..  | ..     | ..      | ..  |
|               | HONG KONG, CHINA            | GENERAL CARGO       | 1            | 4 716  | 6 269   | 0   | 18  | 1   | 4 716  | 6 269  | 18  | ..  | ..     | ..      | ..  |
|               | CHINA, (REPUBLIC OF TAIWAN) | GENERAL CARGO       | 2            | 16 753 | 26 625  | 0   | 24  | 2   | 16 753 | 26 625 | 24  | ..  | ..     | ..      | ..  |
|               | FRANCE                      | BULK DRY            | 1            | 61 153 | 112 905 | 0   | 20  | ..  | ..     | ..     | ..  | 1   | 61 153 | 112 905 | 20  |
|               | GREECE                      | GENERAL CARGO       | 2            | 15 298 | 22 082  | 0   | 22  | ..  | ..     | ..     | ..  | 2   | 15 298 | 22 082  | 22  |
|               | JAPAN                       | GENERAL CARGO       | 2            | 10 217 | 14 892  | 0   | 9   | 1   | 3 992  | 6 605  | 17  | 1   | 6 225  | 8 287   | 1   |
|               | JAPAN                       | REFRIGERATED CARGO  | 1            | 1 788  | 1 774   | 0   | 14  | ..  | ..     | ..     | ..  | 1   | 1 788  | 1 774   | 14  |
|               | NORWAY                      | BULK DRY            | 1            | 17 594 | 27 258  | 0   | 28  | ..  | ..     | ..     | ..  | 1   | 17 594 | 27 258  | 28  |
|               | PANAMA                      | GENERAL CARGO       | 2            | 11 351 | 18 577  | 14  | 25  | 2   | 11 351 | 18 577 | 25  | ..  | ..     | ..      | ..  |
|               | SWITZERLAND                 | BULK DRY            | 1            | 14 929 | 24 732  | 0   | 20  | 1   | 14 929 | 24 732 | 20  | ..  | ..     | ..      | ..  |
|               | SWITZERLAND                 | GENERAL CARGO       | 1            | 5 379  | 5 500   | 0   | 6   | 1   | 5 379  | 5 500  | 6   | ..  | ..     | ..      | ..  |
|               | UNKNOWN                     | BULK DRY            | 1            | 34 546 | 60 325  | 0   | 27  | ..  | ..     | ..     | ..  | 1   | 34 546 | 60 325  | 27  |
| PARAGUAY      | PARAGUAY                    | REFRIGERATED CARGO  | 1            | 459    | 840     | 0   | 40  | 1   | 459    | 840    | 40  | ..  | ..     | ..      | ..  |
| PHILIPPINES   | JAPAN                       | OTHER BULK DRY      | 1            | 36 571 | 44 527  | 0   | 10  | 1   | 36 571 | 44 527 | 10  | ..  | ..     | ..      | ..  |
|               | PHILIPPINES                 | OIL PRODUCTS TANKER | 1            | 465    | 465     | 1   | 14  | 1   | 465    | 465    | 14  | ..  | ..     | ..      | ..  |
|               | PHILIPPINES                 | GENERAL CARGO       | 1            | 495    | 940     | 0   | 24  | 1   | 495    | 940    | 24  | ..  | ..     | ..      | ..  |
|               | PHILIPPINES                 | PASSENGER SHIP      | 1            | 2 284  | 564     | 58  | 27  | 1   | 2 284  | 564    | 27  | ..  | ..     | ..      | ..  |
| RUSSIA        | RUSSIA                      | FISH CATCHING       | 3            | 524    | 267     | 0   | 26  | 3   | 524    | 267    | 26  | ..  | ..     | ..      | ..  |
| SAINT VINCENT | AUSTRIA                     | RO-RO CARGO         | 1            | 11 400 | 5 618   | 0   | 27  | ..  | ..     | ..     | ..  | 1   | 11 400 | 5 618   | 27  |
|               | CHINA, (REPUBLIC OF TAIWAN) | BULK DRY            | 1            | 16 184 | 26 587  | 0   | 23  | 1   | 16 184 | 26 587 | 23  | ..  | ..     | ..      | ..  |
|               | GREECE                      | GENERAL CARGO       | 1            | 4 926  | 7 525   | 0   | 23  | 1   | 4 926  | 7 525  | 23  | ..  | ..     | ..      | ..  |
|               | PANAMA                      | GENERAL CARGO       | 1            | 4 217  | 7 110   | 11  | 24  | 1   | 4 217  | 7 110  | 24  | ..  | ..     | ..      | ..  |

TABLE 2A TOTAL LOSSES - BY REGISTRATION, NATIONALITY OF OWNER AND SHIPTYPE CATEGORY

1999

| REGISTRATION              | NATIONALITY              | SHIPTYPE CATEGORY | TOTAL LOSSES |        |        |     |     | ATL |        |        |     | CTL |        |        |     |
|---------------------------|--------------------------|-------------------|--------------|--------|--------|-----|-----|-----|--------|--------|-----|-----|--------|--------|-----|
|                           |                          |                   | No.          | GT     | Dwt    | LVS | Age | No. | GT     | Dwt    | Age | No. | GT     | Dwt    | Age |
| SAINT VINCENT (Continued) | SAINT VINCENT            | GENERAL CARGO     | 1            | 1 767  | 3 173  | 1   | 23  | 1   | 1 767  | 3 173  | 23  | ..  | ..     | ..     | ..  |
|                           | UNITED ARAB EMIRATES     | GENERAL CARGO     | 1            | 6 212  | 8 230  | 0   | 29  | 1   | 6 212  | 8 230  | 29  | ..  | ..     | ..     | ..  |
|                           | UNITED KINGDOM           | CONTAINER         | 1            | 2 961  | 4 780  | 3   | 29  | 1   | 2 961  | 4 780  | 29  | ..  | ..     | ..     | ..  |
|                           | UNKNOWN                  | GENERAL CARGO     | 1            | 1 847  | 2 997  | 0   | 25  | 1   | 1 847  | 2 997  | 25  | ..  | ..     | ..     | ..  |
|                           | UNKNOWN                  | RESEARCH          | 1            | 196    | 849    | 3   | 32  | 1   | 196    | 849    | 32  | ..  | ..     | ..     | ..  |
| SAO TOME & PRINCIPE       | UNITED KINGDOM           | GENERAL CARGO     | 1            | 2 796  | 3 654  | 0   | 37  | ..  | ..     | ..     | ..  | 1   | 2 796  | 3 654  | 37  |
| SINGAPORE                 | SINGAPORE                | TOWING/PUSHING    | 1            | 247    | 247    | 4   | 9   | 1   | 247    | 247    | 9   | ..  | ..     | ..     | ..  |
| SOUTH AFRICA              | SOUTH AFRICA             | FISH CATCHING     | 1            | 1 024  | 711    | 28  | 30  | 1   | 1 024  | 711    | 30  | ..  | ..     | ..     | ..  |
| SPAIN                     | SPAIN                    | FISH CATCHING     | 6            | 1 790  | 1 664  | 0   | 26  | 6   | 1 790  | 1 664  | 26  | ..  | ..     | ..     | ..  |
| SPAIN (CSR)               | SPAIN                    | GENERAL CARGO     | 1            | 1 465  | 2 580  | 4   | 19  | 1   | 1 465  | 2 580  | 19  | ..  | ..     | ..     | ..  |
| SYRIA                     | SYRIA                    | GENERAL CARGO     | 1            | 2 116  | 2 540  | 1   | 27  | 1   | 2 116  | 2 540  | 27  | ..  | ..     | ..     | ..  |
|                           | UNITED KINGDOM           | GENERAL CARGO     | 1            | 4 713  | 7 435  | 0   | 30  | 1   | 4 713  | 7 435  | 30  | ..  | ..     | ..     | ..  |
| TURKEY                    | TURKEY                   | BULK DRY          | 1            | 10 992 | 17 677 | 0   | 22  | 1   | 10 992 | 17 677 | 22  | ..  | ..     | ..     | ..  |
|                           | TURKEY                   | GENERAL CARGO     | 4            | 14 196 | 20 308 | 7   | 40  | 3   | 2 179  | 4 257  | 44  | 1   | 12 017 | 16 051 | 27  |
|                           | UNKNOWN                  | GENERAL CARGO     | 1            | 211    | 572    | 0   | 32  | 1   | 211    | 572    | 32  | ..  | ..     | ..     | ..  |
| UNITED KINGDOM            | SPAIN                    | FISH CATCHING     | 1            | 196    | 100    | 0   | 38  | 1   | 196    | 100    | 38  | ..  | ..     | ..     | ..  |
|                           | UNITED KINGDOM           | FISH CATCHING     | 5            | 771    | 694    | 0   | 24  | 5   | 771    | 694    | 24  | ..  | ..     | ..     | ..  |
|                           | UNKNOWN                  | FISH CATCHING     | 1            | 150    | 150    | 0   | 12  | 1   | 150    | 150    | 12  | ..  | ..     | ..     | ..  |
| UNITED STATES OF AMERICA  | UNITED STATES OF AMERICA | FISH CATCHING     | 6            | 919    | 919    | 9   | 27  | 6   | 919    | 919    | 27  | ..  | ..     | ..     | ..  |
|                           | UNITED STATES OF AMERICA | TOWING/PUSHING    | 1            | 181    | 1 047  | 0   | 23  | 1   | 181    | 1 047  | 23  | ..  | ..     | ..     | ..  |
|                           | UNKNOWN                  | FISH CATCHING     | 3            | 419    | 419    | 4   | 17  | 3   | 419    | 419    | 17  | ..  | ..     | ..     | ..  |
| URUGUAY                   | UNKNOWN                  | FISH CATCHING     | 2            | 463    | 390    | 0   | 21  | 2   | 463    | 390    | 21  | ..  | ..     | ..     | ..  |

TABLE 2B TOTAL LOSSES - BY NATIONALITY OF OWNER, REGISTRATION AND SHIPTYPE CATEGORY

1999

| NATIONALITY      | REGISTRATION      | SHIPTYPE CATEGORY   | TOTAL LOSSES |        |         |     |     | ATL |        |        |     | CTL |        |         |     |
|------------------|-------------------|---------------------|--------------|--------|---------|-----|-----|-----|--------|--------|-----|-----|--------|---------|-----|
|                  |                   |                     | No.          | GT     | Dwt     | LVS | Age | No. | GT     | Dwt    | Age | No. | GT     | Dwt     | Age |
| AUSTRIA          | SAINT VINCENT     | RO-RO CARGO         | 1            | 11 400 | 5 618   | 0   | 27  | ..  | ..     | ..     | ..  | 1   | 11 400 | 5 618   | 27  |
| BRAZIL           | BRAZIL            | OFFSHORE SUPPLY     | 1            | 232    | 382     | 0   | 12  | 1   | 232    | 382    | 12  | ..  | ..     | ..      | ..  |
| BULGARIA         | BULGARIA          | GENERAL CARGO       | 1            | 5 926  | 8 750   | 0   | 23  | ..  | ..     | ..     | ..  | 1   | 5 926  | 8 750   | 23  |
| CHINA            | CHINA             | BULK DRY            | 1            | 22 020 | 35 660  | 1   | 23  | 1   | 22 020 | 35 660 | 23  | ..  | ..     | ..      | ..  |
| CHINA (TAIWAN)   | CHINA (TAIWAN)    | GENERAL CARGO       | 1            | 3 972  | 6 330   | 0   | 20  | 1   | 3 972  | 6 330  | 20  | ..  | ..     | ..      | ..  |
|                  | PANAMA            | GENERAL CARGO       | 2            | 16 753 | 26 625  | 0   | 24  | 2   | 16 753 | 26 625 | 24  | ..  | ..     | ..      | ..  |
|                  | SAINT VINCENT     | BULK DRY            | 1            | 16 184 | 26 587  | 0   | 23  | 1   | 16 184 | 26 587 | 23  | ..  | ..     | ..      | ..  |
| CROATIA          | CROATIA           | GENERAL CARGO       | 2            | 624    | 841     | 2   | 48  | 1   | 328    | 411    | 48  | 1   | 296    | 430     | 47  |
| CYPRUS           | CYPRUS            | GENERAL CARGO       | 1            | 1 934  | 3 403   | 0   | 28  | 1   | 1 934  | 3 403  | 28  | ..  | ..     | ..      | ..  |
|                  | HONDURAS          | GENERAL CARGO       | 1            | 398    | 1 285   | 2   | 32  | 1   | 398    | 1 285  | 32  | ..  | ..     | ..      | ..  |
| DENMARK          | DENMARK (DIS)     | GENERAL CARGO       | 2            | 2 244  | 3 246   | 9   | 27  | 2   | 2 244  | 3 246  | 27  | ..  | ..     | ..      | ..  |
| FRANCE           | PANAMA            | BULK DRY            | 1            | 61 153 | 112 905 | 0   | 20  | ..  | ..     | ..     | ..  | 1   | 61 153 | 112 905 | 20  |
| GERMANY          | ANTIGUA & BARBUDA | GENERAL CARGO       | 1            | 5 753  | 8 224   | 0   | 9   | 1   | 5 753  | 8 224  | 9   | ..  | ..     | ..      | ..  |
|                  | BELIZE            | GENERAL CARGO       | 1            | 248    | 393     | 0   | 32  | 1   | 248    | 393    | 32  | ..  | ..     | ..      | ..  |
|                  | MARSHALL ISLANDS  | GENERAL CARGO       | 1            | 5 938  | 7 899   | 0   | 17  | 1   | 5 938  | 7 899  | 17  | ..  | ..     | ..      | ..  |
| GREECE           | BELIZE            | OIL PRODUCTS TANKER | 1            | 3 838  | 6 174   | 6   | 32  | 1   | 3 838  | 6 174  | 32  | ..  | ..     | ..      | ..  |
|                  | CYPRUS            | CRUDE OIL TANKER    | 1            | 43 417 | 83 466  | 0   | 23  | ..  | ..     | ..     | ..  | 1   | 43 417 | 83 466  | 23  |
|                  | CYPRUS            | BULK DRY            | 2            | 48 061 | 78 448  | 0   | 25  | ..  | ..     | ..     | ..  | 2   | 48 061 | 78 448  | 25  |
|                  | CYPRUS            | GENERAL CARGO       | 4            | 41 806 | 64 226  | 0   | 21  | 1   | 11 033 | 13 600 | 20  | 3   | 30 773 | 50 626  | 21  |
|                  | GREECE            | GENERAL CARGO       | 2            | 2 555  | 4 759   | 0   | 37  | 2   | 2 555  | 4 759  | 37  | ..  | ..     | ..      | ..  |
|                  | GREECE            | CONTAINER           | 1            | 3 982  | 4 352   | 1   | 20  | 1   | 3 982  | 4 352  | 20  | ..  | ..     | ..      | ..  |
|                  | PANAMA            | GENERAL CARGO       | 2            | 15 298 | 22 082  | 0   | 22  | ..  | ..     | ..     | ..  | 2   | 15 298 | 22 082  | 22  |
|                  | SAINT VINCENT     | GENERAL CARGO       | 1            | 4 926  | 7 525   | 0   | 23  | 1   | 4 926  | 7 525  | 23  | ..  | ..     | ..      | ..  |
| HONG KONG, CHINA | CHINA             | LPG TANKER          | 1            | 1 140  | 1 195   | 0   | 25  | 1   | 1 140  | 1 195  | 25  | ..  | ..     | ..      | ..  |
|                  | PANAMA            | BULK DRY            | 1            | 14 921 | 25 406  | 0   | 15  | 1   | 14 921 | 25 406 | 15  | ..  | ..     | ..      | ..  |
|                  | PANAMA            | GENERAL CARGO       | 1            | 4 716  | 6 269   | 0   | 18  | 1   | 4 716  | 6 269  | 18  | ..  | ..     | ..      | ..  |
| INDIA            | CYPRUS            | GENERAL CARGO       | 1            | 13 087 | 18 005  | 0   | 21  | ..  | ..     | ..     | ..  | 1   | 13 087 | 18 005  | 21  |
|                  | INDIA             | GENERAL CARGO       | 1            | 4 356  | 6 579   | 0   | 22  | ..  | ..     | ..     | ..  | 1   | 4 356  | 6 579   | 22  |

TABLE 2B TOTAL LOSSES - BY NATIONALITY OF OWNER, REGISTRATION AND SHIPTYPE CATEGORY

1999

| NATIONALITY    | REGISTRATION         | SHIPTYPE CATEGORY   | TOTAL LOSSES |        |        |     |     | ATL |        |        |     | CTL |        |        |     |
|----------------|----------------------|---------------------|--------------|--------|--------|-----|-----|-----|--------|--------|-----|-----|--------|--------|-----|
|                |                      |                     | No.          | GT     | Dwt    | LVS | Age | No. | GT     | Dwt    | Age | No. | GT     | Dwt    | Age |
| INDONESIA      | INDONESIA            | GENERAL CARGO       | 2            | 2 128  | 3 461  | 121 | 21  | 2   | 2 128  | 3 461  | 21  | ..  | ..     | ..     | ..  |
| IRISH REPUBLIC | MALTA                | GENERAL CARGO       | 1            | 1 486  | 2 261  | 3   | 14  | 1   | 1 486  | 2 261  | 14  | ..  | ..     | ..     | ..  |
| ITALY          | MALTA                | OIL PRODUCTS TANKER | 1            | 19 666 | 37 283 | 0   | 24  | 1   | 19 666 | 37 283 | 24  | ..  | ..     | ..     | ..  |
| JAPAN          | BELIZE               | GENERAL CARGO       | 1            | 3 253  | 4 017  | 0   | 17  | 1   | 3 253  | 4 017  | 17  | ..  | ..     | ..     | ..  |
|                | JAPAN                | GENERAL CARGO       | 2            | 1 490  | 3 724  | 4   | 11  | 1   | 497    | 1 570  | 7   | 1   | 993    | 2 154  | 15  |
|                | JAPAN                | FISH CATCHING       | 1            | 379    | 574    | 12  | 12  | 1   | 379    | 574    | 12  | ..  | ..     | ..     | ..  |
|                | JAPAN                | TOWING/PUSHING      | 1            | 199    | 199    | 0   | 29  | 1   | 199    | 199    | 29  | ..  | ..     | ..     | ..  |
|                | PANAMA               | GENERAL CARGO       | 2            | 10 217 | 14 892 | 0   | 9   | 1   | 3 992  | 6 605  | 17  | 1   | 6 225  | 8 287  | 1   |
|                | PANAMA               | REFRIGERATED CARGO  | 1            | 1 788  | 1 774  | 0   | 14  | ..  | ..     | ..     | ..  | 1   | 1 788  | 1 774  | 14  |
|                | PHILIPPINES          | OTHER BULK DRY      | 1            | 36 571 | 44 527 | 0   | 10  | 1   | 36 571 | 44 527 | 10  | ..  | ..     | ..     | ..  |
| KOREA (SOUTH)  | KOREA (SOUTH)        | GENERAL CARGO       | 1            | 1 698  | 3 049  | 0   | 14  | 1   | 1 698  | 3 049  | 14  | ..  | ..     | ..     | ..  |
|                | KOREA (SOUTH)        | FISH CATCHING       | 1            | 651    | 553    | 4   | 25  | 1   | 651    | 553    | 25  | ..  | ..     | ..     | ..  |
|                | KOREA (SOUTH)        | DREDGING            | 1            | 4 160  | 6 780  | 6   | 4   | 1   | 4 160  | 6 780  | 4   | ..  | ..     | ..     | ..  |
|                | MALTA                | GENERAL CARGO       | 1            | 7 246  | 11 669 | 0   | 21  | 1   | 7 246  | 11 669 | 21  | ..  | ..     | ..     | ..  |
| MOZAMBIQUE     | MOZAMBIQUE           | FISH CATCHING       | 1            | 353    | 265    | 0   | 22  | 1   | 353    | 265    | 22  | ..  | ..     | ..     | ..  |
| NETHERLANDS    | NETHERLANDS ANTILLES | OTHER DRY CARGO     | 1            | 21 162 | 25 743 | 5   | 16  | 1   | 21 162 | 25 743 | 16  | ..  | ..     | ..     | ..  |
| NIGERIA        | NIGERIA              | CHEMICAL            | 1            | 497    | 825    | 0   | 37  | 1   | 497    | 825    | 37  | ..  | ..     | ..     | ..  |
|                | NIGERIA              | GENERAL CARGO       | 1            | 2 511  | 3 619  | 0   | 22  | 1   | 2 511  | 3 619  | 22  | ..  | ..     | ..     | ..  |
| NORWAY         | NORWAY               | GENERAL CARGO       | 1            | 462    | 549    | 0   | 32  | ..  | ..     | ..     | ..  | 1   | 462    | 549    | 32  |
|                | NORWAY               | PASSENGER SHIP      | 1            | 735    | 52     | 16  | 0   | 1   | 735    | 52     | 0   | ..  | ..     | ..     | ..  |
|                | NORWAY               | FISH CATCHING       | 1            | 727    | 772    | 0   | 49  | 1   | 727    | 772    | 49  | ..  | ..     | ..     | ..  |
|                | NORWAY (NIS)         | GENERAL CARGO       | 2            | 6 114  | 10 009 | 0   | 24  | 2   | 6 114  | 10 009 | 24  | ..  | ..     | ..     | ..  |
|                | PANAMA               | BULK DRY            | 1            | 17 594 | 27 258 | 0   | 28  | ..  | ..     | ..     | ..  | 1   | 17 594 | 27 258 | 28  |
| PANAMA         | PANAMA               | GENERAL CARGO       | 2            | 11 351 | 18 577 | 14  | 25  | 2   | 11 351 | 18 577 | 25  | ..  | ..     | ..     | ..  |
|                | SAINT VINCENT        | GENERAL CARGO       | 1            | 4 217  | 7 110  | 11  | 24  | 1   | 4 217  | 7 110  | 24  | ..  | ..     | ..     | ..  |
| PARAGUAY       | PARAGUAY             | REFRIGERATED CARGO  | 1            | 459    | 840    | 0   | 40  | 1   | 459    | 840    | 40  | ..  | ..     | ..     | ..  |

TABLE 2B TOTAL LOSSES - BY NATIONALITY OF OWNER, REGISTRATION AND SHIPTYPE CATEGORY

1999

| NATIONALITY              | REGISTRATION             | SHIPTYPE CATEGORY   | TOTAL LOSSES |        |        |     |     | ATL |        |        |     | CTL |        |        |     |
|--------------------------|--------------------------|---------------------|--------------|--------|--------|-----|-----|-----|--------|--------|-----|-----|--------|--------|-----|
|                          |                          |                     | No.          | GT     | Dwt    | LVS | Age | No. | GT     | Dwt    | Age | No. | GT     | Dwt    | Age |
| PHILIPPINES              | PHILIPPINES              | OIL PRODUCTS TANKER | 1            | 465    | 465    | 1   | 14  | 1   | 465    | 465    | 14  | ..  | ..     | ..     | ..  |
|                          | PHILIPPINES              | GENERAL CARGO       | 1            | 495    | 940    | 0   | 24  | 1   | 495    | 940    | 24  | ..  | ..     | ..     | ..  |
|                          | PHILIPPINES              | PASSENGER SHIP      | 1            | 2 284  | 564    | 58  | 27  | 1   | 2 284  | 564    | 27  | ..  | ..     | ..     | ..  |
| RUSSIA                   | RUSSIA                   | FISH CATCHING       | 3            | 524    | 267    | 0   | 26  | 3   | 524    | 267    | 26  | ..  | ..     | ..     | ..  |
| SAINT LUCIA              | DOMINICA                 | GENERAL CARGO       | 1            | 289    | 366    | 0   | 48  | 1   | 289    | 366    | 48  | ..  | ..     | ..     | ..  |
| SAINT VINCENT            | SAINT VINCENT            | GENERAL CARGO       | 1            | 1 767  | 3 173  | 1   | 23  | 1   | 1 767  | 3 173  | 23  | ..  | ..     | ..     | ..  |
| SINGAPORE                | SINGAPORE                | TOWING/PUSHING      | 1            | 247    | 247    | 4   | 9   | 1   | 247    | 247    | 9   | ..  | ..     | ..     | ..  |
| SOUTH AFRICA             | SOUTH AFRICA             | FISH CATCHING       | 1            | 1 024  | 711    | 28  | 30  | 1   | 1 024  | 711    | 30  | ..  | ..     | ..     | ..  |
| SPAIN                    | SPAIN                    | FISH CATCHING       | 6            | 1 790  | 1 664  | 0   | 26  | 6   | 1 790  | 1 664  | 26  | ..  | ..     | ..     | ..  |
|                          | SPAIN (CSR)              | GENERAL CARGO       | 1            | 1 465  | 2 580  | 4   | 19  | 1   | 1 465  | 2 580  | 19  | ..  | ..     | ..     | ..  |
|                          | UNITED KINGDOM           | FISH CATCHING       | 1            | 196    | 100    | 0   | 38  | 1   | 196    | 100    | 38  | ..  | ..     | ..     | ..  |
| SWITZERLAND              | PANAMA                   | BULK DRY            | 1            | 14 929 | 24 732 | 0   | 20  | 1   | 14 929 | 24 732 | 20  | ..  | ..     | ..     | ..  |
|                          | PANAMA                   | GENERAL CARGO       | 1            | 5 379  | 5 500  | 0   | 6   | 1   | 5 379  | 5 500  | 6   | ..  | ..     | ..     | ..  |
| SYRIA                    | SYRIA                    | GENERAL CARGO       | 1            | 2 116  | 2 540  | 1   | 27  | 1   | 2 116  | 2 540  | 27  | ..  | ..     | ..     | ..  |
| TURKEY                   | TURKEY                   | BULK DRY            | 1            | 10 992 | 17 677 | 0   | 22  | 1   | 10 992 | 17 677 | 22  | ..  | ..     | ..     | ..  |
|                          | TURKEY                   | GENERAL CARGO       | 4            | 14 196 | 20 308 | 7   | 40  | 3   | 2 179  | 4 257  | 44  | 1   | 12 017 | 16 051 | 27  |
| UKRAINE                  | MALTA                    | GENERAL CARGO       | 1            | 2 478  | 2 925  | 0   | 26  | 1   | 2 478  | 2 925  | 26  | ..  | ..     | ..     | ..  |
| UNITED ARAB EMIRATES     | BELIZE                   | BULK DRY            | 1            | 32 571 | 64 912 | 0   | 28  | 1   | 32 571 | 64 912 | 28  | ..  | ..     | ..     | ..  |
|                          | SAINT VINCENT            | GENERAL CARGO       | 1            | 6 212  | 8 230  | 0   | 29  | 1   | 6 212  | 8 230  | 29  | ..  | ..     | ..     | ..  |
| UNITED KINGDOM           | SAINT VINCENT            | CONTAINER           | 1            | 2 961  | 4 780  | 3   | 29  | 1   | 2 961  | 4 780  | 29  | ..  | ..     | ..     | ..  |
|                          | SAO TOME & PRINCIPE      | GENERAL CARGO       | 1            | 2 796  | 3 654  | 0   | 37  | ..  | ..     | ..     | ..  | 1   | 2 796  | 3 654  | 37  |
|                          | SYRIA                    | GENERAL CARGO       | 1            | 4 713  | 7 435  | 0   | 30  | 1   | 4 713  | 7 435  | 30  | ..  | ..     | ..     | ..  |
|                          | UNITED KINGDOM           | FISH CATCHING       | 5            | 771    | 694    | 0   | 24  | 5   | 771    | 694    | 24  | ..  | ..     | ..     | ..  |
| UNITED STATES OF AMERICA | UNITED STATES OF AMERICA | FISH CATCHING       | 6            | 919    | 919    | 9   | 27  | 6   | 919    | 919    | 27  | ..  | ..     | ..     | ..  |
|                          | UNITED STATES OF AMERICA | TOWING/PUSHING      | 1            | 181    | 1 047  | 0   | 23  | 1   | 181    | 1 047  | 23  | ..  | ..     | ..     | ..  |


TABLE 3A TOTAL LOSSES - BY INITIAL INCIDENT TYPE, BASIC AND SHIPTYPE CATEGORY

1999

| INITIAL INCIDENT | SHIPTYPE CATEGORY   | TOTAL LOSSES |        |         |     | ATL   |        |         |     | CTL |        |         |     |
|------------------|---------------------|--------------|--------|---------|-----|-------|--------|---------|-----|-----|--------|---------|-----|
|                  |                     | No.          | GT     | Dwt     | Age | No.   | GT     | Dwt     | Age | No. | GT     | Dwt     | Age |
| FOUNDERED        | OIL PRODUCTS TANKER | 2            | 20 131 | 37 748  | 19  | 2     | 20 131 | 37 748  | 19  | ..  | ..     | ..      | ..  |
|                  | OTHER LIQUIDS       | 1            | 639    | 691     | 37  | 1     | 639    | 691     | 37  | ..  | ..     | ..      | ..  |
|                  | BULK DRY            | 4            | 85 704 | 151 891 | 24  | 4     | 85 704 | 151 891 | 24  | ..  | ..     | ..      | ..  |
|                  | GENERAL CARGO       | 31           | 81 904 | 119 697 | 26  | 29    | 81 146 | 118 718 | 25  | 2   | 758    | 979     | 40  |
|                  | PASSENGER SHIP      | 1            | 735    | 52      | 0   | 1     | 735    | 52      | 0   | ..  | ..     | ..      | ..  |
|                  | OTHER DRY CARGO     | 1            | 21 162 | 25 743  | 16  | 1     | 21 162 | 25 743  | 16  | ..  | ..     | ..      | ..  |
|                  | FISH CATCHING       | 23           | 6 130  | 5 542   | 26  | 23    | 6 130  | 5 542   | 26  | ..  | ..     | ..      | ..  |
|                  | OFFSHORE SUPPLY     | 1            | 232    | 382     | 12  | 1     | 232    | 382     | 12  | ..  | ..     | ..      | ..  |
|                  | RESEARCH            | 1            | 196    | 849     | 32  | 1     | 196    | 849     | 32  | ..  | ..     | ..      | ..  |
|                  | TOWING/PUSHING      | 3            | 627    | 1 493   | 20  | 3     | 627    | 1 493   | 20  | ..  | ..     | ..      | ..  |
| DREDGING         | 1                   | 4 160        | 6 780  | 4       | 1   | 4 160 | 6 780  | 4       | ..  | ..  | ..     | ..      |     |
| MISSING          | GENERAL CARGO       | 1            | 6 623  | 8 769   | 20  | 1     | 6 623  | 8 769   | 20  | ..  | ..     | ..      | ..  |
|                  | FISH CATCHING       | 1            | 129    | 129     | 19  | 1     | 129    | 129     | 19  | ..  | ..     | ..      | ..  |
| FIRE/EXPLOSION   | CRUDE OIL TANKER    | 1            | 43 417 | 83 466  | 23  | ..    | ..     | ..      | ..  | 1   | 43 417 | 83 466  | 23  |
|                  | OIL PRODUCTS TANKER | 1            | 3 838  | 6 174   | 32  | 1     | 3 838  | 6 174   | 32  | ..  | ..     | ..      | ..  |
|                  | GENERAL CARGO       | 5            | 27 685 | 40 618  | 25  | 2     | 6 336  | 9 184   | 25  | 3   | 21 349 | 31 434  | 26  |
|                  | FISH CATCHING       | 1            | 452    | 452     | 24  | 1     | 452    | 452     | 24  | ..  | ..     | ..      | ..  |
| COLLISION        | LPG TANKER          | 1            | 1 140  | 1 195   | 25  | 1     | 1 140  | 1 195   | 25  | ..  | ..     | ..      | ..  |
|                  | BULK DRY            | 1            | 14 921 | 25 406  | 15  | 1     | 14 921 | 25 406  | 15  | ..  | ..     | ..      | ..  |
|                  | GENERAL CARGO       | 7            | 38 006 | 57 950  | 21  | 5     | 15 842 | 24 978  | 21  | 2   | 22 164 | 32 972  | 21  |
|                  | CONTAINER           | 2            | 6 943  | 9 132   | 25  | 2     | 6 943  | 9 132   | 25  | ..  | ..     | ..      | ..  |
|                  | FISH CATCHING       | 3            | 1 198  | 1 159   | 32  | 3     | 1 198  | 1 159   | 32  | ..  | ..     | ..      | ..  |
| CONTACT          | GENERAL CARGO       | 1            | 14 785 | 23 436  | 30  | 1     | 14 785 | 23 436  | 30  | ..  | ..     | ..      | ..  |
| WRECKED/STRANDED | CHEMICAL            | 1            | 497    | 825     | 37  | 1     | 497    | 825     | 37  | ..  | ..     | ..      | ..  |
|                  | BULK DRY            | 4            | 76 647 | 123 383 | 25  | 1     | 10 992 | 17 677  | 22  | 3   | 65 655 | 105 706 | 26  |
|                  | OTHER BULK DRY      | 1            | 36 571 | 44 527  | 10  | 1     | 36 571 | 44 527  | 10  | ..  | ..     | ..      | ..  |
|                  | GENERAL CARGO       | 13           | 56 720 | 86 642  | 23  | 9     | 31 559 | 51 400  | 26  | 4   | 25 161 | 35 242  | 17  |
|                  | REFRIGERATED CARGO  | 1            | 1 788  | 1 774   | 14  | ..    | ..     | ..      | ..  | 1   | 1 788  | 1 774   | 14  |
|                  | PASSENGER SHIP      | 1            | 2 284  | 564     | 27  | 1     | 2 284  | 564     | 27  | ..  | ..     | ..      | ..  |
|                  | FISH CATCHING       | 4            | 722    | 549     | 19  | 4     | 722    | 549     | 19  | ..  | ..     | ..      | ..  |
| OTHER            | BULK DRY            | 2            | 95 699 | 173 230 | 24  | ..    | ..     | ..      | ..  | 2   | 95 699 | 173 230 | 24  |
|                  | GENERAL CARGO       | 5            | 44 995 | 67 992  | 24  | 1     | 6 212  | 8 230   | 29  | 4   | 38 783 | 59 762  | 23  |
|                  | REFRIGERATED CARGO  | 1            | 459    | 840     | 40  | 1     | 459    | 840     | 40  | ..  | ..     | ..      | ..  |
|                  | RO-RO CARGO         | 1            | 11 400 | 5 618   | 27  | ..    | ..     | ..      | ..  | 1   | 11 400 | 5 618   | 27  |
|                  | FISH CATCHING       | 1            | 353    | 265     | 22  | 1     | 353    | 265     | 22  | ..  | ..     | ..      | ..  |

**Other**

- █ BULK DRY
- █ GENERAL CARGO
- █ REFRIGERATED CARGO
- █ RO-RO CARGO
- █ FISH CATCHING




OTHER  
22%

WRECKED/STRANDED  
25%

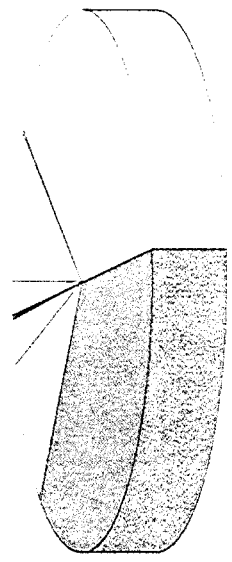
**Wrecked/Stranded**

- █ CHEMICAL
- █ BULK DRY
- █ OTHER BULK DRY
- █ GENERAL CARGO
- █ REFRIGERATED CARGO
- █ PASSENGER SHIP
- █ FISH CATCHING



**Foundered**

- █ OIL PRODUCTS TANKER
- █ OTHER LIQUIDS
- █ BULK DRY
- █ GENERAL CARGO
- █ PASSENGER SHIP
- █ FISH CATCHING
- █ OFFSHORE SUPPLY
- █ RESEARCH
- █ TOWING/PUSHING
- █ DREDGING



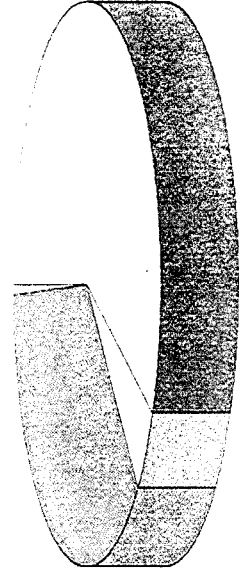
FOUNDERED  
30%

MISSING  
1%

FIRE/EXPLOSION  
11%

**Fire/Explosion**

- █ CRUDE OIL TANKER
- █ OIL PRODUCTS TANKER
- █ GENERAL CARGO
- █ FISH CATCHING



COLLISION  
9%

CONTACT  
2%

Number of Ships Lost by Incident, Shiptype and Age Profile






TABLE 3B TOTAL LOSSES - BY SHIPTYPE CATEGORY AND INITIAL INCIDENT TYPE

1999

| SHIPTYPE CATEGORY   | INITIAL INCIDENT | TOTAL LOSSES |        |         |     | ATL |        |         |     | CTL |        |         |     |
|---------------------|------------------|--------------|--------|---------|-----|-----|--------|---------|-----|-----|--------|---------|-----|
|                     |                  | No.          | GT     | Dwt     | Age | No. | GT     | Dwt     | Age | No. | GT     | Dwt     | Age |
| LPG TANKER          | COLLISION        | 1            | 1 140  | 1 195   | 25  | 1   | 1 140  | 1 195   | 25  | ..  | ..     | ..      | ..  |
| CHEMICAL            | WRECKED/STRANDED | 1            | 497    | 825     | 37  | 1   | 497    | 825     | 37  | ..  | ..     | ..      | ..  |
| CRUDE OIL TANKER    | FIRE/EXPLOSION   | 1            | 43 417 | 83 466  | 23  | ..  | ..     | ..      | ..  | 1   | 43 417 | 83 466  | 23  |
| OIL PRODUCTS TANKER | FOUNDERED        | 2            | 20 131 | 37 748  | 19  | 2   | 20 131 | 37 748  | 19  | ..  | ..     | ..      | ..  |
|                     | FIRE/EXPLOSION   | 1            | 3 838  | 6 174   | 32  | 1   | 3 838  | 6 174   | 32  | ..  | ..     | ..      | ..  |
| OTHER LIQUIDS       | FOUNDERED        | 1            | 639    | 691     | 37  | 1   | 639    | 691     | 37  | ..  | ..     | ..      | ..  |
| BULK DRY            | FOUNDERED        | 4            | 85 704 | 151 891 | 24  | 4   | 85 704 | 151 891 | 24  | ..  | ..     | ..      | ..  |
|                     | COLLISION        | 1            | 14 921 | 25 406  | 15  | 1   | 14 921 | 25 406  | 15  | ..  | ..     | ..      | ..  |
|                     | WRECKED/STRANDED | 4            | 76 647 | 123 383 | 25  | 1   | 10 992 | 17 677  | 22  | 3   | 65 655 | 105 706 | 26  |
|                     | OTHER            | 2            | 95 699 | 173 230 | 24  | ..  | ..     | ..      | ..  | 2   | 95 699 | 173 230 | 24  |
| OTHER BULK DRY      | WRECKED/STRANDED | 1            | 36 571 | 44 527  | 10  | 1   | 36 571 | 44 527  | 10  | ..  | ..     | ..      | ..  |
| GENERAL CARGO       | FOUNDERED        | 31           | 81 904 | 119 697 | 26  | 29  | 81 146 | 118 718 | 25  | 2   | 758    | 979     | 40  |
|                     | MISSING          | 1            | 6 623  | 8 769   | 20  | 1   | 6 623  | 8 769   | 20  | ..  | ..     | ..      | ..  |
|                     | FIRE/EXPLOSION   | 5            | 27 685 | 40 618  | 25  | 2   | 6 336  | 9 184   | 25  | 3   | 21 349 | 31 434  | 26  |
|                     | COLLISION        | 7            | 38 006 | 57 950  | 21  | 5   | 15 842 | 24 978  | 21  | 2   | 22 164 | 32 972  | 21  |
|                     | CONTACT          | 1            | 14 785 | 23 436  | 30  | 1   | 14 785 | 23 436  | 30  | ..  | ..     | ..      | ..  |
|                     | WRECKED/STRANDED | 13           | 56 720 | 86 642  | 23  | 9   | 31 559 | 51 400  | 26  | 4   | 25 161 | 35 242  | 17  |
|                     | OTHER            | 5            | 44 995 | 67 992  | 24  | 1   | 6 212  | 8 230   | 29  | 4   | 38 783 | 59 762  | 23  |
| CONTAINER           | COLLISION        | 2            | 6 943  | 9 132   | 25  | 2   | 6 943  | 9 132   | 25  | ..  | ..     | ..      | ..  |
| REFRIGERATED CARGO  | WRECKED/STRANDED | 1            | 1 788  | 1 774   | 14  | ..  | ..     | ..      | ..  | 1   | 1 788  | 1 774   | 14  |
|                     | OTHER            | 1            | 459    | 840     | 40  | 1   | 459    | 840     | 40  | ..  | ..     | ..      | ..  |
| RO-RO CARGO         | OTHER            | 1            | 11 400 | 5 618   | 27  | ..  | ..     | ..      | ..  | 1   | 11 400 | 5 618   | 27  |
| PASSENGER SHIP      | FOUNDERED        | 1            | 735    | 52      | 0   | 1   | 735    | 52      | 0   | ..  | ..     | ..      | ..  |
|                     | WRECKED/STRANDED | 1            | 2 284  | 564     | 27  | 1   | 2 284  | 564     | 27  | ..  | ..     | ..      | ..  |
| OTHER DRY CARGO     | FOUNDERED        | 1            | 21 162 | 25 743  | 16  | 1   | 21 162 | 25 743  | 16  | ..  | ..     | ..      | ..  |
| FISH CATCHING       | FOUNDERED        | 23           | 6 130  | 5 542   | 26  | 23  | 6 130  | 5 542   | 26  | ..  | ..     | ..      | ..  |
|                     | MISSING          | 1            | 129    | 129     | 19  | 1   | 129    | 129     | 19  | ..  | ..     | ..      | ..  |
|                     | FIRE/EXPLOSION   | 1            | 452    | 452     | 24  | 1   | 452    | 452     | 24  | ..  | ..     | ..      | ..  |
|                     | COLLISION        | 3            | 1 198  | 1 159   | 32  | 3   | 1 198  | 1 159   | 32  | ..  | ..     | ..      | ..  |
|                     | WRECKED/STRANDED | 4            | 722    | 549     | 19  | 4   | 722    | 549     | 19  | ..  | ..     | ..      | ..  |
|                     | OTHER            | 1            | 353    | 265     | 22  | 1   | 353    | 265     | 22  | ..  | ..     | ..      | ..  |
| OFFSHORE SUPPLY     | FOUNDERED        | 1            | 232    | 382     | 12  | 1   | 232    | 382     | 12  | ..  | ..     | ..      | ..  |
| RESEARCH            | FOUNDERED        | 1            | 196    | 849     | 32  | 1   | 196    | 849     | 32  | ..  | ..     | ..      | ..  |
| TOWING/PUSHING      | FOUNDERED        | 3            | 627    | 1 493   | 20  | 3   | 627    | 1 493   | 20  | ..  | ..     | ..      | ..  |
| DREDGING            | FOUNDERED        | 1            | 4 160  | 6 780   | 4   | 1   | 4 160  | 6 780   | 4   | ..  | ..     | ..      | ..  |

| TABLE 4 TOTAL LOSSES AND DISPOSALS - BY SHIPTYPE CATEGORY |              |         |           |     |     |         |         |     |     |         |         |     |           | 1999       |            |     |
|---|--------------|---------|-----------|-----|-----|---------|---------|-----|-----|---------|---------|-----|-----------|------------|------------|-----|
| SHIPTYPE CATEGORY   | TOTAL LOSSES |         |           |     | ATL |         |         |     | CTL |         |         |     | DISPOSALS |            |            |     |
|   | No.          | GT      | Dwt       | Age | No. | GT      | Dwt     | Age | No. | GT      | Dwt     | Age | No.       | GT         | Dwt        | Age |
| LPG TANKER  | 1            | 1 140   | 1 195     | 25  | 1   | 1 140   | 1 195   | 25  | ..  | ..      | ..      | ..  | 4         | 26 724     | 28 310     | 32  |
| CHEMICAL  | 1            | 497     | 825       | 37  | 1   | 497     | 825     | 37  | ..  | ..      | ..      | ..  | 8         | 72 271     | 127 128    | 27  |
| CRUDE OIL TANKER  | 1            | 43 417  | 83 466    | 23  | ..  | ..      | ..      | ..  | 1   | 43 417  | 83 466  | 23  | 77        | 6 654 485  | 13 294 358 | 25  |
| OIL PRODUCTS TANKER                                       | 3            | 23 969  | 43 922    | 23  | 3   | 23 969  | 43 922  | 23  | ..  | ..      | ..      | ..  | 29        | 462 356    | 824 650    | 28  |
| OTHER LIQUIDS   | 1            | 639     | 691       | 37  | 1   | 639     | 691     | 37  | ..  | ..      | ..      | ..  | 4         | 544        | 892        | 29  |
| BULK DRY  | 11           | 272 971 | 473 910   | 23  | 6   | 111 617 | 194 974 | 22  | 5   | 161 354 | 278 936 | 25  | 183       | 4 889 895  | 8 614 634  | 25  |
| BULK DRY/OIL  | ..           | ..      | ..        | ..  | ..  | ..      | ..      | ..  | ..  | ..      | ..      | ..  | 11        | 740 072    | 1 352 250  | 24  |
| SELF-DISCHARGING BULK DRY                                 | ..           | ..      | ..        | ..  | ..  | ..      | ..      | ..  | ..  | ..      | ..      | ..  | 2         | 35 910     | 53 191     | 34  |
| OTHER BULK DRY  | 1            | 36 571  | 44 527    | 10  | 1   | 36 571  | 44 527  | 10  | ..  | ..      | ..      | ..  | 13        | 179 443    | 227 946    | 28  |
| GENERAL CARGO   | 63           | 270 718 | 405 104   | 25  | 48  | 162 503 | 244 715 | 25  | 15  | 108 215 | 160 389 | 24  | 202       | 1 504 594  | 2 142 743  | 26  |
| PASSENGER/GENERAL CARGO                                   | ..           | ..      | ..        | ..  | ..  | ..      | ..      | ..  | ..  | ..      | ..      | ..  | 1         | 3 338      | 683        | 35  |
| CONTAINER   | 2            | 6 943   | 9 132     | 25  | 2   | 6 943   | 9 132   | 25  | ..  | ..      | ..      | ..  | 47        | 903 541    | 950 436    | 25  |
| REFRIGERATED CARGO  | 2            | 2 247   | 2 614     | 27  | 1   | 459     | 840     | 40  | 1   | 1 788   | 1 774   | 14  | 38        | 293 185    | 286 739    | 27  |
| RO-RO CARGO   | 1            | 11 400  | 5 618     | 27  | ..  | ..      | ..      | ..  | 1   | 11 400  | 5 618   | 27  | 4         | 30 435     | 20 558     | 25  |
| PASSENGER/RO-RO CARGO                                     | ..           | ..      | ..        | ..  | ..  | ..      | ..      | ..  | ..  | ..      | ..      | ..  | 4         | 48 264     | 24 943     | 30  |
| PASSENGER (CRUISE)  | ..           | ..      | ..        | ..  | ..  | ..      | ..      | ..  | ..  | ..      | ..      | ..  | 4         | 36 706     | 15 208     | 38  |
| PASSENGER SHIP  | 2            | 3 019   | 616       | 14  | 2   | 3 019   | 616     | 14  | ..  | ..      | ..      | ..  | 10        | 8 235      | 3 457      | 29  |
| OTHER DRY CARGO   | 1            | 21 162  | 25 743    | 16  | 1   | 21 162  | 25 743  | 16  | ..  | ..      | ..      | ..  | 5         | 96 162     | 102 927    | 28  |
| TOTALS  | 90           | 694 693 | 1 097 363 | 24  | 67  | 368 519 | 567 180 | 25  | 23  | 326 174 | 530 183 | 24  | 646       | 15 986 160 | 28 071 053 | 26  |
| FISH CATCHING   | 33           | 8 984   |           | 25  | 33  | 8 984   |         | 25  | ..  | ..      | ..      | ..  | 101       | 87 312     |            | 22  |
| OTHER FISHING   | ..           | ..      |           | ..  | ..  | ..      |         | ..  | ..  | ..      | ..      | ..  | 10        | 71 702     |            | 24  |
| OFFSHORE SUPPLY   | 1            | 232     |           | 12  | 1   | 232     |         | 12  | ..  | ..      | ..      | ..  | ..        | ..         |            | ..  |
| OTHER OFFSHORE  | ..           | ..      |           | ..  | ..  | ..      |         | ..  | ..  | ..      | ..      | ..  | 1         | 622        |            | 37  |
| RESEARCH  | 1            | 196     |           | 32  | 1   | 196     |         | 32  | ..  | ..      | ..      | ..  | 1         | 253        |            | 18  |
| TOWING/PUSHING  | 3            | 627     |           | 20  | 3   | 627     |         | 20  | ..  | ..      | ..      | ..  | 8         | 2 536      |            | 31  |
| DREDGING  | 1            | 4 160   |           | 4   | 1   | 4 160   |         | 4   | ..  | ..      | ..      | ..  | 13        | 12 602     |            | 32  |
| OTHER ACTIVITIES  | ..           | ..      |           | ..  | ..  | ..      |         | ..  | ..  | ..      | ..      | ..  | 17        | 21 292     |            | 27  |
| TOTALS  | 39           | 14 199  |           | 24  | 39  | 14 199  |         | 24  | ..  | ..      | ..      | ..  | 151       | 196 319    |            | 24  |
| GRAND TOTALS  | 129          | 708 892 |           | 24  | 106 | 382 718 |         | 25  | 23  | 326 174 |         | 24  | 797       | 16 182 479 |            | 26  |

TABLE 5A TOTAL LOSSES AND DISPOSALS - BY SHIPTYPE CATEGORY AND DEADWEIGHT RANGE, CARGO CARRYING SHIPS

1999

| SHIPTYPE CATEGORY | DEADWEIGHT          |             |        | TOTALS |     |     |       | ATL   |     |     |        | CTL    |    |     |     | DISPOSALS |    |     |     |           |           |    |
|-------------------|---------------------|-------------|--------|--------|-----|-----|-------|-------|-----|-----|--------|--------|----|-----|-----|-----------|----|-----|-----|-----------|-----------|----|
|                   |                     |             |        | No.    | GT  | Dwt | Age   | No.   | GT  | Dwt | Age    | No.    | GT | Dwt | Age | No.       | GT | Dwt | Age |           |           |    |
| LPG TANKER        | 500 - 999           | ..          | ..     | ..     | ..  | ..  | ..    | ..    | ..  | ..  | ..     | ..     | .. | ..  | ..  | ..        | .. | ..  | 1   | 587       | 532       | 23 |
|                   | 1 000 - 1 999       | 1           | 1 140  | 1 195  | 25  | 1   | 1 140 | 1 195 | 25  | ..  | ..     | ..     | .. | ..  | ..  | ..        | .. | ..  | 1   | 1 406     | 1 195     | 37 |
|                   | 10 000 - 14 999     | ..          | ..     | ..     | ..  | ..  | ..    | ..    | ..  | ..  | ..     | ..     | .. | ..  | ..  | ..        | .. | ..  | 1   | 10 343    | 10 922    | 35 |
|                   | 15 000 - 19 999     | ..          | ..     | ..     | ..  | ..  | ..    | ..    | ..  | ..  | ..     | ..     | .. | ..  | ..  | ..        | .. | ..  | 1   | 14 388    | 15 661    | 32 |
| CHEMICAL          | 499 or less         | ..          | ..     | ..     | ..  | ..  | ..    | ..    | ..  | ..  | ..     | ..     | .. | ..  | ..  | ..        | .. | ..  | 2   | 316       | 545       | 20 |
|                   | 500 - 999           | 1           | 497    | 825    | 37  | 1   | 497   | 825   | 37  | ..  | ..     | ..     | .. | ..  | ..  | ..        | .. | ..  | ..  | ..        | ..        | .. |
|                   | 1 000 - 1 999       | ..          | ..     | ..     | ..  | ..  | ..    | ..    | ..  | ..  | ..     | ..     | .. | ..  | ..  | ..        | .. | ..  | 1   | 1 174     | 1 940     | 30 |
|                   | 6 000 - 6 999       | ..          | ..     | ..     | ..  | ..  | ..    | ..    | ..  | ..  | ..     | ..     | .. | ..  | ..  | ..        | .. | ..  | 1   | 3 021     | 6 451     | 37 |
|                   | 25 000 - 29 999     | ..          | ..     | ..     | ..  | ..  | ..    | ..    | ..  | ..  | ..     | ..     | .. | ..  | ..  | ..        | .. | ..  | 3   | 48 714    | 80 490    | 27 |
|                   | 35 000 - 39 999     | ..          | ..     | ..     | ..  | ..  | ..    | ..    | ..  | ..  | ..     | ..     | .. | ..  | ..  | ..        | .. | ..  | 1   | 19 046    | 37 702    | 29 |
| CRUDE OIL TANKER  | 20 000 - 24 999     | ..          | ..     | ..     | ..  | ..  | ..    | ..    | ..  | ..  | ..     | ..     | .. | ..  | ..  | ..        | .. | ..  | 1   | 13 434    | 22 861    | 25 |
|                   | 25 000 - 29 999     | ..          | ..     | ..     | ..  | ..  | ..    | ..    | ..  | ..  | ..     | ..     | .. | ..  | ..  | ..        | .. | ..  | 4   | 66 583    | 106 470   | 29 |
|                   | 50 000 - 59 999     | ..          | ..     | ..     | ..  | ..  | ..    | ..    | ..  | ..  | ..     | ..     | .. | ..  | ..  | ..        | .. | ..  | 2   | 71 421    | 111 484   | 28 |
|                   | 80 000 - 89 999     | 1           | 43 417 | 83 466 | 23  | ..  | ..    | ..    | ..  | 1   | 43 417 | 83 466 | 23 | ..  | ..  | ..        | .. | ..  | 14  | 629 253   | 1 196 151 | 24 |
|                   | 90 000 - 99 999     | ..          | ..     | ..     | ..  | ..  | ..    | ..    | ..  | ..  | ..     | ..     | .. | ..  | ..  | ..        | .. | ..  | 3   | 143 237   | 272 899   | 24 |
|                   | 100 000 - 124 999   | ..          | ..     | ..     | ..  | ..  | ..    | ..    | ..  | ..  | ..     | ..     | .. | ..  | ..  | ..        | .. | ..  | 8   | 490 838   | 952 836   | 24 |
|                   | 125 000 - 149 999   | ..          | ..     | ..     | ..  | ..  | ..    | ..    | ..  | ..  | ..     | ..     | .. | ..  | ..  | ..        | .. | ..  | 15  | 1 073 373 | 2 028 797 | 24 |
|                   | 225 000 - 249 999   | ..          | ..     | ..     | ..  | ..  | ..    | ..    | ..  | ..  | ..     | ..     | .. | ..  | ..  | ..        | .. | ..  | 2   | 228 632   | 467 642   | 24 |
|                   | 250 000 - 274 999   | ..          | ..     | ..     | ..  | ..  | ..    | ..    | ..  | ..  | ..     | ..     | .. | ..  | ..  | ..        | .. | ..  | 13  | 1 692 872 | 3 470 852 | 25 |
|                   | 275 000 - 299 999   | ..          | ..     | ..     | ..  | ..  | ..    | ..    | ..  | ..  | ..     | ..     | .. | ..  | ..  | ..        | .. | ..  | 7   | 962 015   | 1 970 086 | 25 |
|                   | 300 000 - 324 999   | ..          | ..     | ..     | ..  | ..  | ..    | ..    | ..  | ..  | ..     | ..     | .. | ..  | ..  | ..        | .. | ..  | 4   | 608 201   | 1 268 140 | 24 |
|                   | 325 000 - 349 999   | ..          | ..     | ..     | ..  | ..  | ..    | ..    | ..  | ..  | ..     | ..     | .. | ..  | ..  | ..        | .. | ..  | 2   | 316 950   | 678 514   | 23 |
|                   | 350 000 - 374 999   | ..          | ..     | ..     | ..  | ..  | ..    | ..    | ..  | ..  | ..     | ..     | .. | ..  | ..  | ..        | .. | ..  | 1   | 169 658   | 357 647   | 22 |
|                   | 375 000 - 399 999   | ..          | ..     | ..     | ..  | ..  | ..    | ..    | ..  | ..  | ..     | ..     | .. | ..  | ..  | ..        | .. | ..  | 1   | 188 018   | 390 039   | 23 |
|                   | OIL PRODUCTS TANKER | 499 or less | 1      | 465    | 465 | 14  | 1     | 465   | 465 | 14  | ..     | ..     | .. | ..  | ..  | ..        | .. | ..  | 5   | 768       | 1 415     | 24 |
| 2 000 - 2 999     |                     | ..          | ..     | ..     | ..  | ..  | ..    | ..    | ..  | ..  | ..     | ..     | .. | ..  | ..  | ..        | .. | ..  | 2   | 2 796     | 4 176     | 35 |
| 3 000 - 3 999     |                     | ..          | ..     | ..     | ..  | ..  | ..    | ..    | ..  | ..  | ..     | ..     | .. | ..  | ..  | ..        | .. | ..  | 1   | 1 607     | 3 150     | 26 |
| 4 000 - 4 999     |                     | ..          | ..     | ..     | ..  | ..  | ..    | ..    | ..  | ..  | ..     | ..     | .. | ..  | ..  | ..        | .. | ..  | 1   | 3 077     | 4 399     | 37 |
| 6 000 - 6 999     |                     | 1           | 3 838  | 6 174  | 32  | 1   | 3 838 | 6 174 | 32  | ..  | ..     | ..     | .. | ..  | ..  | ..        | .. | ..  | ..  | ..        | ..        | .. |
| 10 000 - 14 999   |                     | ..          | ..     | ..     | ..  | ..  | ..    | ..    | ..  | ..  | ..     | ..     | .. | ..  | ..  | ..        | .. | ..  | 1   | 8 397     | 13 678    | 26 |
| 15 000 - 19 999   |                     | ..          | ..     | ..     | ..  | ..  | ..    | ..    | ..  | ..  | ..     | ..     | .. | ..  | ..  | ..        | .. | ..  | 1   | 12 302    | 19 335    | 31 |
| 20 000 - 24 999   |                     | ..          | ..     | ..     | ..  | ..  | ..    | ..    | ..  | ..  | ..     | ..     | .. | ..  | ..  | ..        | .. | ..  | 5   | 67 509    | 116 087   | 31 |

TABLE 5A TOTAL LOSSES AND DISPOSALS - BY SHIPTYPE CATEGORY AND DEADWEIGHT RANGE, CARGO CARRYING SHIPS

1999

| SHIPTYPE CATEGORY   | DEADWEIGHT  |   |         | TOTALS |        |         | ATL |     |        |        | CTL |     |        |         | DISPOSALS |     |         |           |         |         |    |
|---------------------|-------------|---|---------|--------|--------|---------|-----|-----|--------|--------|-----|-----|--------|---------|-----------|-----|---------|-----------|---------|---------|----|
|                     |             |   |         | No.    | GT     | Dwt     | Age | No. | GT     | Dwt    | Age | No. | GT     | Dwt     | Age       | No. | GT      | Dwt       | Age     |         |    |
| OIL PRODUCTS TANKER | 25 000      | - | 29 999  | ..     | ..     | ..      | ..  | ..  | ..     | ..     | ..  | ..  | ..     | ..      | ..        | ..  | ..      | 4         | 66 197  | 112 170 | 30 |
| (Continued)         | 30 000      | - | 34 999  | ..     | ..     | ..      | ..  | ..  | ..     | ..     | ..  | ..  | ..     | ..      | ..        | ..  | ..      | 3         | 52 165  | 93 998  | 25 |
|                     | 35 000      | - | 39 999  | 1      | 19 666 | 37 283  | 24  | 1   | 19 666 | 37 283 | 24  | ..  | ..     | ..      | ..        | ..  | ..      | 2         | 41 060  | 76 584  | 28 |
|                     | 50 000      | - | 59 999  | ..     | ..     | ..      | ..  | ..  | ..     | ..     | ..  | ..  | ..     | ..      | ..        | ..  | ..      | 1         | 32 590  | 59 925  | 26 |
|                     | 80 000      | - | 89 999  | ..     | ..     | ..      | ..  | ..  | ..     | ..     | ..  | ..  | ..     | ..      | ..        | ..  | ..      | 1         | 46 350  | 89 467  | 24 |
|                     | 90 000      | - | 99 999  | ..     | ..     | ..      | ..  | ..  | ..     | ..     | ..  | ..  | ..     | ..      | ..        | ..  | ..      | 1         | 61 646  | 99 980  | 25 |
|                     | 125 000     | - | 149 999 | ..     | ..     | ..      | ..  | ..  | ..     | ..     | ..  | ..  | ..     | ..      | ..        | ..  | ..      | 1         | 65 892  | 130 286 | 25 |
| OTHER LIQUIDS       | 499 or less |   |         | ..     | ..     | ..      | ..  | ..  | ..     | ..     | ..  | ..  | ..     | ..      | ..        | ..  | ..      | 4         | 544     | 892     | 29 |
|                     | 500         | - | 999     | 1      | 639    | 691     | 37  | 1   | 639    | 691    | 37  | ..  | ..     | ..      | ..        | ..  | ..      | ..        | ..      | ..      | .. |
| BULK DRY            | 10 000      | - | 14 999  | ..     | ..     | ..      | ..  | ..  | ..     | ..     | ..  | ..  | ..     | ..      | ..        | ..  | ..      | 7         | 58 505  | 90 612  | 27 |
|                     | 15 000      | - | 19 999  | 1      | 10 992 | 17 677  | 22  | 1   | 10 992 | 17 677 | 22  | ..  | ..     | ..      | ..        | ..  | ..      | 18        | 193 090 | 315 788 | 24 |
|                     | 20 000      | - | 24 999  | 2      | 29 933 | 48 749  | 23  | 1   | 14 929 | 24 732 | 20  | 1   | 15 004 | 24 017  | 25        | 19  | 264 591 | 429 823   | 25      |         |    |
|                     | 25 000      | - | 29 999  | 3      | 48 699 | 79 251  | 22  | 2   | 31 105 | 51 993 | 19  | 1   | 17 594 | 27 258  | 28        | 33  | 532 917 | 896 629   | 26      |         |    |
|                     | 30 000      | - | 34 999  | ..     | ..     | ..      | ..  | ..  | ..     | ..     | ..  | ..  | ..     | ..      | ..        | ..  | ..      | 21        | 417 852 | 699 643 | 25 |
|                     | 35 000      | - | 39 999  | 1      | 22 020 | 35 660  | 23  | 1   | 22 020 | 35 660 | 23  | ..  | ..     | ..      | ..        | ..  | ..      | 11        | 235 909 | 415 281 | 25 |
|                     | 40 000      | - | 44 999  | ..     | ..     | ..      | ..  | ..  | ..     | ..     | ..  | ..  | ..     | ..      | ..        | ..  | ..      | 3         | 70 548  | 125 494 | 23 |
|                     | 45 000      | - | 49 999  | ..     | ..     | ..      | ..  | ..  | ..     | ..     | ..  | ..  | ..     | ..      | ..        | ..  | ..      | 3         | 75 951  | 140 906 | 23 |
|                     | 50 000      | - | 59 999  | 1      | 33 057 | 54 431  | 24  | ..  | ..     | ..     | ..  | 1   | 33 057 | 54 431  | 24        | 19  | 613 705 | 1 027 243 | 23      |         |    |
|                     | 60 000      | - | 69 999  | 2      | 67 117 | 125 237 | 28  | 1   | 32 571 | 64 912 | 28  | 1   | 34 546 | 60 325  | 27        | 16  | 578 875 | 1 030 032 | 25      |         |    |
|                     | 70 000      | - | 79 999  | ..     | ..     | ..      | ..  | ..  | ..     | ..     | ..  | ..  | ..     | ..      | ..        | ..  | ..      | 10        | 396 253 | 727 156 | 23 |
|                     | 80 000      | - | 89 999  | ..     | ..     | ..      | ..  | ..  | ..     | ..     | ..  | ..  | ..     | ..      | ..        | ..  | ..      | 4         | 182 524 | 327 224 | 27 |
|                     | 90 000      | - | 99 999  | ..     | ..     | ..      | ..  | ..  | ..     | ..     | ..  | ..  | ..     | ..      | ..        | ..  | ..      | 2         | 105 163 | 185 431 | 29 |
|                     | 100 000     | - | 124 999 | 1      | 61 153 | 112 905 | 20  | ..  | ..     | ..     | ..  | 1   | 61 153 | 112 905 | 20        | 9   | 571 702 | 1 062 908 | 22      |         |    |
|                     | 125 000     | - | 149 999 | ..     | ..     | ..      | ..  | ..  | ..     | ..     | ..  | ..  | ..     | ..      | ..        | ..  | ..      | 5         | 334 140 | 651 414 | 22 |
|                     | 150 000     | - | 174 999 | ..     | ..     | ..      | ..  | ..  | ..     | ..     | ..  | ..  | ..     | ..      | ..        | ..  | ..      | 3         | 258 170 | 489 050 | 24 |
| BULK DRY/OIL        | 50 000      | - | 59 999  | ..     | ..     | ..      | ..  | ..  | ..     | ..     | ..  | ..  | ..     | ..      | ..        | ..  | ..      | 1         | 29 749  | 52 492  | 28 |
|                     | 70 000      | - | 79 999  | ..     | ..     | ..      | ..  | ..  | ..     | ..     | ..  | ..  | ..     | ..      | ..        | ..  | ..      | 2         | 86 211  | 156 150 | 25 |
|                     | 90 000      | - | 99 999  | ..     | ..     | ..      | ..  | ..  | ..     | ..     | ..  | ..  | ..     | ..      | ..        | ..  | ..      | 1         | 51 131  | 93 070  | 22 |
|                     | 100 000     | - | 124 999 | ..     | ..     | ..      | ..  | ..  | ..     | ..     | ..  | ..  | ..     | ..      | ..        | ..  | ..      | 2         | 126 301 | 218 821 | 23 |
|                     | 125 000     | - | 149 999 | ..     | ..     | ..      | ..  | ..  | ..     | ..     | ..  | ..  | ..     | ..      | ..        | ..  | ..      | 2         | 152 755 | 266 051 | 24 |
|                     | 150 000     | - | 174 999 | ..     | ..     | ..      | ..  | ..  | ..     | ..     | ..  | ..  | ..     | ..      | ..        | ..  | ..      | 2         | 179 015 | 338 254 | 25 |
|                     | 225 000     | - | 249 999 | ..     | ..     | ..      | ..  | ..  | ..     | ..     | ..  | ..  | ..     | ..      | ..        | ..  | ..      | 1         | 114 910 | 227 412 | 26 |

TABLE 5A TOTAL LOSSES AND DISPOSALS - BY SHIPTYPE CATEGORY AND DEADWEIGHT RANGE, CARGO CARRYING SHIPS

1999

| SHIPTYPE CATEGORY         | DEADWEIGHT      | TOTALS |        |        | ATL |        |        |        | CTL |        |        |        | DISPOSALS |         |         |         |     |
|---------------------------|-----------------|--------|--------|--------|-----|--------|--------|--------|-----|--------|--------|--------|-----------|---------|---------|---------|-----|
|                           |                 | No.    | GT     | Dwt    | Age | No.    | GT     | Dwt    | Age | No.    | GT     | Dwt    | Age       | No.     | GT      | Dwt     | Age |
| SELF-DISCHARGING BULK DRY | 25 000 - 29 999 | ..     | ..     | ..     | ..  | ..     | ..     | ..     | ..  | ..     | ..     | ..     | ..        | 2       | 35 910  | 53 191  | 34  |
| OTHER BULK DRY            | 499 or less     | ..     | ..     | ..     | ..  | ..     | ..     | ..     | ..  | ..     | ..     | ..     | ..        | 3       | 520     | 638     | 26  |
|                           | 500 - 999       | ..     | ..     | ..     | ..  | ..     | ..     | ..     | ..  | ..     | ..     | ..     | ..        | 2       | 965     | 1 632   | 24  |
|                           | 1 000 - 1 999   | ..     | ..     | ..     | ..  | ..     | ..     | ..     | ..  | ..     | ..     | ..     | ..        | 1       | 749     | 1 052   | 39  |
|                           | 3 000 - 3 999   | ..     | ..     | ..     | ..  | ..     | ..     | ..     | ..  | ..     | ..     | ..     | ..        | 1       | 2 155   | 3 009   | 46  |
|                           | 20 000 - 24 999 | ..     | ..     | ..     | ..  | ..     | ..     | ..     | ..  | ..     | ..     | ..     | ..        | 2       | 29 425  | 43 852  | 29  |
|                           | 40 000 - 44 999 | 1      | 36 571 | 44 527 | 10  | 1      | 36 571 | 44 527 | 10  | ..     | ..     | ..     | ..        | 2       | 67 634  | 83 987  | 23  |
| 45 000 - 49 999           | ..              | ..     | ..     | ..     | ..  | ..     | ..     | ..     | ..  | ..     | ..     | ..     | 2         | 77 995  | 93 776  | 25      |     |
| GENERAL CARGO             | 499 or less     | 5      | 1 358  | 1 797  | 37  | 4      | 1 062  | 1 367  | 34  | 1      | 296    | 430    | 47        | 17      | 3 451   | 6 070   | 24  |
|                           | 500 - 999       | 6      | 2 580  | 4 516  | 35  | 5      | 2 118  | 3 967  | 35  | 1      | 462    | 549    | 32        | 6       | 2 062   | 3 867   | 22  |
|                           | 1 000 - 1 999   | 4      | 2 575  | 6 167  | 35  | 4      | 2 575  | 6 167  | 35  | ..     | ..     | ..     | ..        | 7       | 5 422   | 9 396   | 25  |
|                           | 2 000 - 2 999   | 9      | 16 537 | 23 331 | 20  | 8      | 15 544 | 21 177 | 21  | 1      | 993    | 2 154  | 15        | 8       | 11 912  | 19 315  | 33  |
|                           | 3 000 - 3 999   | 8      | 16 662 | 27 170 | 26  | 7      | 13 866 | 23 516 | 24  | 1      | 2 796  | 3 654  | 37        | 6       | 16 558  | 20 977  | 32  |
|                           | 4 000 - 4 999   | 1      | 3 253  | 4 017  | 17  | 1      | 3 253  | 4 017  | 17  | ..     | ..     | ..     | ..        | 10      | 33 638  | 45 413  | 29  |
|                           | 5 000 - 5 999   | 1      | 5 379  | 5 500  | 6   | 1      | 5 379  | 5 500  | 6   | ..     | ..     | ..     | ..        | 6       | 23 720  | 33 941  | 29  |
|                           | 6 000 - 6 999   | 5      | 23 115 | 32 758 | 19  | 3      | 12 680 | 19 204 | 18  | 2      | 10 435 | 13 554 | 21        | 9       | 39 301  | 56 524  | 29  |
|                           | 7 000 - 7 999   | 5      | 23 887 | 37 082 | 23  | 5      | 23 887 | 37 082 | 23  | ..     | ..     | ..     | ..        | 6       | 34 176  | 45 193  | 25  |
|                           | 8 000 - 8 999   | 6      | 35 881 | 50 827 | 18  | 4      | 23 730 | 33 790 | 21  | 2      | 12 151 | 17 037 | 12        | 9       | 53 889  | 76 819  | 25  |
|                           | 9 000 - 9 999   | ..     | ..     | ..     | ..  | ..     | ..     | ..     | ..  | ..     | ..     | ..     | ..        | 2       | 13 460  | 18 629  | 31  |
|                           | 10 000 - 14 999 | 5      | 42 787 | 65 100 | 21  | 3      | 24 488 | 35 279 | 22  | 2      | 18 299 | 29 821 | 21        | 48      | 472 712 | 615 606 | 26  |
|                           | 15 000 - 19 999 | 5      | 53 459 | 79 376 | 24  | 2      | 19 136 | 30 213 | 25  | 3      | 34 323 | 49 163 | 24        | 53      | 575 761 | 847 899 | 25  |
| 20 000 - 24 999           | 3               | 43 245 | 67 463 | 26     | 1   | 14 785 | 23 436 | 30     | 2   | 28 460 | 44 027 | 24     | 12        | 171 567 | 263 882 | 25      |     |
| 25 000 - 29 999           | ..              | ..     | ..     | ..     | ..  | ..     | ..     | ..     | ..  | ..     | ..     | ..     | 3         | 46 965  | 79 212  | 26      |     |
| PASSENGER/GENERAL CARGO   | 500 - 999       | ..     | ..     | ..     | ..  | ..     | ..     | ..     | ..  | ..     | ..     | ..     | ..        | 1       | 3 338   | 683     | 35  |
| CONTAINER                 | 2 000 - 2 999   | ..     | ..     | ..     | ..  | ..     | ..     | ..     | ..  | ..     | ..     | ..     | ..        | 1       | 3 452   | 2 904   | 27  |
|                           | 4 000 - 4 999   | 2      | 6 943  | 9 132  | 25  | 2      | 6 943  | 9 132  | 25  | ..     | ..     | ..     | ..        | 1       | 4 036   | 4 239   | 20  |
|                           | 6 000 - 6 999   | ..     | ..     | ..     | ..  | ..     | ..     | ..     | ..  | ..     | ..     | ..     | ..        | 3       | 13 744  | 19 575  | 24  |
|                           | 8 000 - 8 999   | ..     | ..     | ..     | ..  | ..     | ..     | ..     | ..  | ..     | ..     | ..     | ..        | 1       | 6 766   | 8 489   | 26  |
|                           | 10 000 - 14 999 | ..     | ..     | ..     | ..  | ..     | ..     | ..     | ..  | ..     | ..     | ..     | ..        | 6       | 68 066  | 76 246  | 26  |
|                           | 15 000 - 19 999 | ..     | ..     | ..     | ..  | ..     | ..     | ..     | ..  | ..     | ..     | ..     | ..        | 9       | 158 884 | 154 256 | 24  |
|                           | 20 000 - 24 999 | ..     | ..     | ..     | ..  | ..     | ..     | ..     | ..  | ..     | ..     | ..     | ..        | 14      | 286 980 | 322 257 | 24  |
| 25 000 - 29 999           | ..              | ..     | ..     | ..     | ..  | ..     | ..     | ..     | ..  | ..     | ..     | ..     | 9         | 235 650 | 251 001 | 28      |     |

TABLE 5A TOTAL LOSSES AND DISPOSALS - BY SHIPTYPE CATEGORY AND DEADWEIGHT RANGE, CARGO CARRYING SHIPS

1999

| SHIPTYPE CATEGORY     | DEADWEIGHT      |  | TOTALS |        |        |     | ATL |        |        |     | CTL |        |       |     | DISPOSALS |         |         |     |
|-----------------------|-----------------|--|--------|--------|--------|-----|-----|--------|--------|-----|-----|--------|-------|-----|-----------|---------|---------|-----|
|                       |                 |  | No.    | GT     | Dwt    | Age | No. | GT     | Dwt    | Age | No. | GT     | Dwt   | Age | No.       | GT      | Dwt     | Age |
| CONTAINER (Continued) | 30 000 - 34 999 |  | ..     | ..     | ..     | ..  | ..  | ..     | ..     | ..  | ..  | ..     | ..    | ..  | 2         | 69 141  | 64 027  | 26  |
|                       | 45 000 - 49 999 |  | ..     | ..     | ..     | ..  | ..  | ..     | ..     | ..  | ..  | ..     | ..    | ..  | 1         | 56 822  | 47 442  | 27  |
| REFRIGERATED CARGO    | 500 - 999       |  | 1      | 459    | 840    | 40  | 1   | 459    | 840    | 40  | ..  | ..     | ..    | ..  | ..        | ..      | ..      | ..  |
|                       | 1 000 - 1 999   |  | 1      | 1 788  | 1 774  | 14  | ..  | ..     | ..     | ..  | 1   | 1 788  | 1 774 | 14  | ..        | ..      | ..      | ..  |
| REFRIGERATED CARGO    | 4 000 - 4 999   |  | ..     | ..     | ..     | ..  | ..  | ..     | ..     | ..  | ..  | ..     | ..    | ..  | 6         | 31 467  | 27 047  | 31  |
|                       | 5 000 - 5 999   |  | ..     | ..     | ..     | ..  | ..  | ..     | ..     | ..  | ..  | ..     | ..    | ..  | 9         | 54 798  | 50 519  | 26  |
|                       | 6 000 - 6 999   |  | ..     | ..     | ..     | ..  | ..  | ..     | ..     | ..  | ..  | ..     | ..    | ..  | 8         | 62 563  | 51 103  | 27  |
|                       | 7 000 - 7 999   |  | ..     | ..     | ..     | ..  | ..  | ..     | ..     | ..  | ..  | ..     | ..    | ..  | 1         | 7 577   | 7 676   | 21  |
|                       | 8 000 - 8 999   |  | ..     | ..     | ..     | ..  | ..  | ..     | ..     | ..  | ..  | ..     | ..    | ..  | 1         | 8 151   | 8 941   | 29  |
|                       | 9 000 - 9 999   |  | ..     | ..     | ..     | ..  | ..  | ..     | ..     | ..  | ..  | ..     | ..    | ..  | 2         | 13 687  | 19 076  | 26  |
|                       | 10 000 - 14 999 |  | ..     | ..     | ..     | ..  | ..  | ..     | ..     | ..  | ..  | ..     | ..    | ..  | 11        | 114 942 | 122 377 | 27  |
| RO-RO CARGO           | 2 000 - 2 999   |  | ..     | ..     | ..     | ..  | ..  | ..     | ..     | ..  | ..  | ..     | ..    | ..  | 1         | 2 643   | 2 501   | 29  |
|                       | 4 000 - 4 999   |  | ..     | ..     | ..     | ..  | ..  | ..     | ..     | ..  | ..  | ..     | ..    | ..  | 1         | 5 022   | 4 802   | 26  |
|                       | 5 000 - 5 999   |  | 1      | 11 400 | 5 618  | 27  | ..  | ..     | ..     | ..  | 1   | 11 400 | 5 618 | 27  | ..        | ..      | ..      | ..  |
|                       | 6 000 - 6 999   |  | ..     | ..     | ..     | ..  | ..  | ..     | ..     | ..  | ..  | ..     | ..    | ..  | 1         | 14 433  | 6 049   | 21  |
|                       | 7 000 - 7 999   |  | ..     | ..     | ..     | ..  | ..  | ..     | ..     | ..  | ..  | ..     | ..    | ..  | 1         | 8 337   | 7 206   | 23  |
| PASSENGER/RO-RO CARGO | 1 000 - 1 999   |  | ..     | ..     | ..     | ..  | ..  | ..     | ..     | ..  | ..  | ..     | ..    | ..  | 3         | 25 907  | 4 672   | 32  |
|                       | 20 000 - 24 999 |  | ..     | ..     | ..     | ..  | ..  | ..     | ..     | ..  | ..  | ..     | ..    | ..  | 1         | 22 357  | 20 271  | 23  |
| PASSENGER (CRUISE)    | 2 000 - 2 999   |  | ..     | ..     | ..     | ..  | ..  | ..     | ..     | ..  | ..  | ..     | ..    | ..  | 3         | 15 336  | 6 372   | 35  |
|                       | 8 000 - 8 999   |  | ..     | ..     | ..     | ..  | ..  | ..     | ..     | ..  | ..  | ..     | ..    | ..  | 1         | 21 370  | 8 836   | 45  |
| PASSENGER SHIP        | 499 or less     |  | 1      | 735    | 52     | 0   | 1   | 735    | 52     | 0   | ..  | ..     | ..    | ..  | 8         | 1 701   | 618     | 27  |
|                       | 500 - 999       |  | 1      | 2 284  | 564    | 27  | 1   | 2 284  | 564    | 27  | ..  | ..     | ..    | ..  | 1         | 780     | 780     | 38  |
|                       | 2 000 - 2 999   |  | ..     | ..     | ..     | ..  | ..  | ..     | ..     | ..  | ..  | ..     | ..    | ..  | 1         | 5 754   | 2 059   | 32  |
| OTHER DRY CARGO       | 2 000 - 2 999   |  | ..     | ..     | ..     | ..  | ..  | ..     | ..     | ..  | ..  | ..     | ..    | ..  | 1         | 2 844   | 2 018   | 33  |
|                       | 3 000 - 3 999   |  | ..     | ..     | ..     | ..  | ..  | ..     | ..     | ..  | ..  | ..     | ..    | ..  | 1         | 6 775   | 3 731   | 32  |
|                       | 7 000 - 7 999   |  | ..     | ..     | ..     | ..  | ..  | ..     | ..     | ..  | ..  | ..     | ..    | ..  | 1         | 13 058  | 7 323   | 32  |
|                       | 25 000 - 29 999 |  | 1      | 21 162 | 25 743 | 16  | 1   | 21 162 | 25 743 | 16  | ..  | ..     | ..    | ..  | ..        | ..      | ..      | ..  |
|                       | 40 000 - 44 999 |  | ..     | ..     | ..     | ..  | ..  | ..     | ..     | ..  | ..  | ..     | ..    | ..  | 1         | 37 464  | 40 796  | 14  |
|                       | 45 000 - 49 999 |  | ..     | ..     | ..     | ..  | ..  | ..     | ..     | ..  | ..  | ..     | ..    | ..  | 1         | 36 021  | 49 059  | 30  |

TABLE 5B TOTAL LOSSES AND DISPOSALS - BY SHIPTYPE CATEGORY AND DEADWEIGHT RANGE, MISCELLANEOUS SHIPS

1999

| SHIPTYPE CATEGORY | GROSS TONNAGE | TOTALS |       |     | ATL |       |     | CTL |    |     | DISPOSALS |        |     |
|-------------------|---------------|--------|-------|-----|-----|-------|-----|-----|----|-----|-----------|--------|-----|
|                   |               | No.    | GT    | Age | No. | GT    | Age | No. | GT | Age | No.       | GT     | Age |
| FISH CATCHING     | 199 or less   | 19     | 2 944 | 25  | 19  | 2 944 | 25  | ..  | .. | ..  | 19        | 3 090  | 26  |
|                   | 200 - 299     | 5      | 1 171 | 24  | 5   | 1 171 | 24  | ..  | .. | ..  | 17        | 4 520  | 23  |
|                   | 300 - 399     | 4      | 1 397 | 17  | 4   | 1 397 | 17  | ..  | .. | ..  | 22        | 8 006  | 16  |
|                   | 400 - 499     | 1      | 452   | 24  | 1   | 452   | 24  | ..  | .. | ..  | 9         | 3 862  | 18  |
|                   | 500 - 599     | 3      | 1 996 | 34  | 3   | 1 996 | 34  | ..  | .. | ..  | 12        | 8 514  | 29  |
|                   | 1 000 - 1 999 | 1      | 1 024 | 30  | 1   | 1 024 | 30  | ..  | .. | ..  | 5         | 7 763  | 19  |
|                   | 2 000 - 2 999 | ..     | ..    | ..  | ..  | ..    | ..  | ..  | .. | ..  | 10        | 25 932 | 26  |
|                   | 3 000 - 3 999 | ..     | ..    | ..  | ..  | ..    | ..  | ..  | .. | ..  | 6         | 21 338 | 19  |
|                   | 4 000 - 4 999 | ..     | ..    | ..  | ..  | ..    | ..  | ..  | .. | ..  | 1         | 4 287  | 26  |
| OTHER FISHING     | 199 or less   | ..     | ..    | ..  | ..  | ..    | ..  | ..  | .. | ..  | 1         | 135    | 14  |
|                   | 300 - 399     | ..     | ..    | ..  | ..  | ..    | ..  | ..  | .. | ..  | 1         | 347    | 23  |
|                   | 2 000 - 2 999 | ..     | ..    | ..  | ..  | ..    | ..  | ..  | .. | ..  | 1         | 2 706  | 39  |
|                   | 5 000 - 5 999 | ..     | ..    | ..  | ..  | ..    | ..  | ..  | .. | ..  | 3         | 17 401 | 20  |
|                   | 9 000 - 9 999 | ..     | ..    | ..  | ..  | ..    | ..  | ..  | .. | ..  | 1         | 9 850  | 25  |
| 10 000 - 14 999   | ..            | ..     | ..    | ..  | ..  | ..    | ..  | ..  | .. | 3   | 41 263    | 25     |     |
| OFFSHORE SUPPLY   | 200 - 299     | 1      | 232   | 12  | 1   | 232   | 12  | ..  | .. | ..  | ..        | ..     | ..  |
| OTHER OFFSHORE    | 500 - 599     | ..     | ..    | ..  | ..  | ..    | ..  | ..  | .. | ..  | 1         | 622    | 37  |
| RESEARCH          | 199 or less   | 1      | 196   | 32  | 1   | 196   | 32  | ..  | .. | ..  | ..        | ..     | ..  |
|                   | 200 - 299     | ..     | ..    | ..  | ..  | ..    | ..  | ..  | .. | ..  | 1         | 253    | 18  |
| TOWING/PUSHING    | 199 or less   | 2      | 380   | 26  | 2   | 380   | 26  | ..  | .. | ..  | 6         | 918    | 32  |
|                   | 200 - 299     | 1      | 247   | 9   | 1   | 247   | 9   | ..  | .. | ..  | 1         | 292    | 29  |
|                   | 1 000 - 1 999 | ..     | ..    | ..  | ..  | ..    | ..  | ..  | .. | ..  | 1         | 1 326  | 23  |
| DREDGING          | 200 - 299     | ..     | ..    | ..  | ..  | ..    | ..  | ..  | .. | ..  | 4         | 1 058  | 26  |
|                   | 400 - 499     | ..     | ..    | ..  | ..  | ..    | ..  | ..  | .. | ..  | 1         | 428    | 38  |
|                   | 500 - 599     | ..     | ..    | ..  | ..  | ..    | ..  | ..  | .. | ..  | 4         | 2 710  | 32  |
|                   | 1 000 - 1 999 | ..     | ..    | ..  | ..  | ..    | ..  | ..  | .. | ..  | 3         | 4 299  | 40  |
|                   | 4 000 - 4 999 | 1      | 4 160 | 4   | 1   | 4 160 | 4   | ..  | .. | ..  | 1         | 4 107  | 26  |
| OTHER ACTIVITIES  | 199 or less   | ..     | ..    | ..  | ..  | ..    | ..  | ..  | .. | ..  | 3         | 485    | 22  |
|                   | 200 - 299     | ..     | ..    | ..  | ..  | ..    | ..  | ..  | .. | ..  | 2         | 481    | 21  |
|                   | 300 - 399     | ..     | ..    | ..  | ..  | ..    | ..  | ..  | .. | ..  | 1         | 393    | 29  |
|                   | 400 - 499     | ..     | ..    | ..  | ..  | ..    | ..  | ..  | .. | ..  | 1         | 450    | 26  |
|                   | 500 - 599     | ..     | ..    | ..  | ..  | ..    | ..  | ..  | .. | ..  | 4         | 3 047  | 28  |
|                   | 1 000 - 1 999 | ..     | ..    | ..  | ..  | ..    | ..  | ..  | .. | ..  | 4         | 5 274  | 30  |
|                   | 3 000 - 3 999 | ..     | ..    | ..  | ..  | ..    | ..  | ..  | .. | ..  | 1         | 3 544  | 22  |
|                   | 7 000 - 7 999 | ..     | ..    | ..  | ..  | ..    | ..  | ..  | .. | ..  | 1         | 7 618  | 46  |

TABLE 6A TOTAL LOSSES - BY REGISTRATION

1999

| REGISTRATION             | 1994 |           |     | 1995 |         |     | 1996 |           |     | 1997 |           |     | 1998 |         |     | 1999 |         |     |
|--------------------------|------|-----------|-----|------|---------|-----|------|-----------|-----|------|-----------|-----|------|---------|-----|------|---------|-----|
|                          | No.  | GT        | Age | No.  | GT      | Age | No.  | GT        | Age | No.  | GT        | Age | No.  | GT      | Age | No.  | GT      | Age |
| AUSTRALIA                | ..   | ..        | ..  | 2    | 22 090  | 17  | ..   | ..        | ..  | ..   | ..        | ..  | ..   | ..      | ..  | ..   | ..      | ..  |
| BAHAMAS                  | 4    | 50 679    | 21  | 6    | 36 694  | 20  | 3    | 24 601    | 22  | 4    | 15 034    | 15  | 3    | 24 361  | 24  | ..   | ..      | ..  |
| BRAZIL                   | ..   | ..        | ..  | ..   | ..      | ..  | 1    | 22 972    | 17  | ..   | ..        | ..  | 1    | 30 379  | 38  | 1    | 232     | 12  |
| CANADA                   | 3    | 764       | 25  | 2    | 24 298  | 39  | 1    | 105       | 7   | ..   | ..        | ..  | 2    | 205     | 11  | ..   | ..      | ..  |
| CHINA                    | 3    | 28 509    | 24  | 2    | 12 602  | 18  | 9    | 57 972    | 20  | 5    | 22 600    | 15  | 2    | 22 959  | 13  | 2    | 23 160  | 24  |
| CHINA (TAIWAN)           | 2    | 91 422    | 21  | 1    | 3 518   | 21  | 2    | 7 484     | 26  | 3    | 8 899     | 13  | 2    | 3 945   | 22  | 1    | 3 972   | 20  |
| CYPRUS                   | 14   | 440 239   | 21  | 4    | 161 358 | 16  | 9    | 177 380   | 20  | 10   | 206 933   | 23  | 7    | 79 566  | 21  | 9    | 148 305 | 23  |
| DENMARK                  | 4    | 1 884     | 18  | ..   | ..      | ..  | ..   | ..        | ..  | ..   | ..        | ..  | 2    | 385     | 48  | ..   | ..      | ..  |
| DENMARK (DIS)            | 1    | 1 510     | 11  | ..   | ..      | ..  | ..   | ..        | ..  | ..   | ..        | ..  | 2    | 2 125   | 18  | 2    | 2 244   | 27  |
| FRANCE                   | 3    | 685       | 21  | 1    | 625     | 19  | 4    | 818       | 39  | 2    | 1 190     | 21  | 3    | 2 065   | 21  | ..   | ..      | ..  |
| GERMANY                  | ..   | ..        | ..  | 3    | 2 233   | 36  | 2    | 3 443     | 29  | 1    | 8 633     | 1   | ..   | ..      | ..  | ..   | ..      | ..  |
| GREECE                   | 4    | 35 639    | 31  | 3    | 5 265   | 32  | 9    | 56 967    | 29  | 4    | 18 533    | 30  | 2    | 22 364  | 26  | 3    | 6 537   | 31  |
| HONDURAS                 | 11   | 20 605    | 26  | 12   | 16 293  | 26  | 12   | 16 671    | 34  | 10   | 8 719     | 29  | 8    | 10 209  | 33  | 1    | 398     | 32  |
| HONG KONG, CHINA         | ..   | ..        | ..  | 1    | 15 865  | 3   | ..   | ..        | ..  | 2    | 96 850    | 13  | ..   | ..      | ..  | ..   | ..      | ..  |
| INDIA                    | 3    | 29 546    | 29  | 6    | 7 406   | 18  | 3    | 33 615    | 23  | 3    | 52 442    | 20  | 3    | 6 901   | 23  | 1    | 4 356   | 22  |
| INDONESIA                | 6    | 5 773     | 24  | 10   | 21 129  | 18  | 2    | 598       | 20  | 4    | 11 668    | 20  | 6    | 11 156  | 21  | 3    | 4 430   | 20  |
| ITALY                    | 3    | 29 317    | 32  | 2    | 2 188   | 30  | 3    | 596       | 12  | 2    | 7 691     | 23  | ..   | ..      | ..  | ..   | ..      | ..  |
| JAPAN                    | 6    | 1 266     | 12  | 24   | 9 413   | 14  | 11   | 5 303     | 9   | 16   | 8 135     | 14  | 14   | 2 781   | 15  | 4    | 2 068   | 16  |
| KOREA (SOUTH)            | 11   | 11 286    | 21  | 7    | 6 530   | 24  | 1    | 1 574     | 25  | 5    | 7 286     | 23  | 5    | 11 086  | 14  | 3    | 6 509   | 14  |
| LIBERIA                  | 2    | 96 434    | 22  | 4    | 211 832 | 16  | 2    | 55 828    | 6   | ..   | ..        | ..  | 6    | 76 764  | 25  | ..   | ..      | ..  |
| MALAYSIA                 | 1    | 1 205     | 20  | 2    | 8 238   | 16  | 2    | 11 779    | 23  | 3    | 5 500     | 28  | 1    | 3 007   | 16  | ..   | ..      | ..  |
| MALTA                    | 11   | 231 861   | 21  | 5    | 107 149 | 22  | 7    | 102 894   | 24  | 5    | 80 619    | 23  | 7    | 84 374  | 22  | 4    | 30 876  | 21  |
| MEXICO                   | 1    | 16 087    | 14  | ..   | ..      | ..  | ..   | ..        | ..  | ..   | ..        | ..  | ..   | ..      | ..  | ..   | ..      | ..  |
| NETHERLANDS              | ..   | ..        | ..  | 3    | 3 111   | 19  | 1    | 344       | 16  | ..   | ..        | ..  | ..   | ..      | ..  | ..   | ..      | ..  |
| NORWAY                   | 4    | 1 959     | 20  | 7    | 3 655   | 22  | 1    | 165       | 29  | 3    | 1 606     | 36  | 3    | 2 584   | 29  | 3    | 1 924   | 27  |
| NORWAY (NIS)             | 1    | 499       | 16  | 1    | 419     | 28  | ..   | ..        | ..  | ..   | ..        | ..  | 1    | 3 559   | 26  | 2    | 6 114   | 24  |
| PANAMA                   | 29   | 235 910   | 22  | 24   | 145 232 | 24  | 29   | 202 427   | 22  | 13   | 123 002   | 22  | 24   | 172 899 | 24  | 16   | 208 645 | 19  |
| PERU                     | 1    | 355       | 1   | 3    | 1 044   | 23  | 1    | 274       | 7   | 1    | 176       | 29  | ..   | ..      | ..  | ..   | ..      | ..  |
| PHILIPPINES              | 5    | 14 646    | 22  | 4    | 2 098   | 22  | 3    | 5 498     | 20  | 1    | 4 996     | 17  | 2    | 52 967  | 19  | 4    | 39 815  | 19  |
| POLAND                   | 3    | 8 797     | 20  | ..   | ..      | ..  | ..   | ..        | ..  | ..   | ..        | ..  | 1    | 107     | 20  | ..   | ..      | ..  |
| RUSSIA                   | 15   | 56 911    | 25  | 17   | 27 567  | 25  | 14   | 31 926    | 17  | 5    | 14 337    | 14  | 10   | 8 061   | 23  | 3    | 524     | 26  |
| SAINT VINCENT            | 11   | 32 850    | 24  | 6    | 15 768  | 24  | 7    | 32 486    | 24  | 11   | 184 380   | 28  | 13   | 117 795 | 24  | 9    | 49 710  | 26  |
| SINGAPORE                | ..   | ..        | ..  | 3    | 1 892   | 8   | 1    | 8 471     | 19  | 1    | 2 225     | 25  | 4    | 12 185  | 18  | 1    | 247     | 9   |
| SPAIN                    | 4    | 1 648     | 13  | 9    | 3 110   | 21  | 10   | 5 255     | 22  | 4    | 1 503     | 29  | 7    | 6 480   | 25  | 6    | 1 790   | 26  |
| SWEDEN                   | ..   | ..        | ..  | 2    | 426     | 35  | ..   | ..        | ..  | ..   | ..        | ..  | 1    | 190     | 30  | ..   | ..      | ..  |
| TURKEY                   | 5    | 70 688    | 18  | 5    | 3 926   | 34  | 6    | 35 639    | 23  | 11   | 120 744   | 38  | 7    | 24 305  | 44  | 6    | 25 399  | 36  |
| UNITED KINGDOM           | 8    | 1 792     | 19  | 2    | 534     | 26  | 2    | 661       | 38  | 1    | 869       | 34  | 8    | 26 010  | 22  | 7    | 1 117   | 24  |
| UNITED STATES OF AMERICA | 14   | 11 664    | 28  | 16   | 4 022   | 19  | 18   | 3 575     | 24  | 16   | 78 366    | 23  | 9    | 4 131   | 21  | 10   | 1 519   | 24  |
| OTHER FLAG STATES        | 47   | 387 827   | 25  | 55   | 105 060 | 31  | 71   | 223 602   | 26  | 57   | 131 704   | 29  | 69   | 172 864 | 29  | 28   | 139 001 | 28  |
| TOTALS                   | 240  | 1 920 257 | 23  | 254  | 992 590 | 23  | 247  | 1 130 923 | 23  | 203  | 1 224 640 | 25  | 235  | 998 769 | 25  | 129  | 708 892 | 24  |



TABLE 6B TOTAL LOSSES - BY NATIONALITY OF OWNER

1999

| NATIONALITY       | 1994 |         |     | 1995 |         |     | 1996 |         |     | 1997 |         |     | 1998 |         |     | 1999 |         |     |
|-------------------|------|---------|-----|------|---------|-----|------|---------|-----|------|---------|-----|------|---------|-----|------|---------|-----|
|                   | No.  | GT      | Age | No.  | GT      | Age | No.  | GT      | Age | No.  | GT      | Age | No.  | GT      | Age | No.  | GT      | Age |
| ANGOLA            | 1    | 390     | 11  | 1    | 6 871   | 34  | ..   | ..      | ..  | ..   | ..      | ..  | ..   | ..      | ..  | ..   | ..      | ..  |
| ANTIGUA & BARBUDA | ..   | ..      | ..  | 1    | 1 812   | 23  | 1    | 298     | 46  | ..   | ..      | ..  | 1    | 1 466   | 27  | ..   | ..      | ..  |
| ARGENTINA         | 1    | 906     | 28  | 3    | 3 162   | 25  | 1    | 396     | 23  | ..   | ..      | ..  | 3    | 5 332   | 30  | ..   | ..      | ..  |
| ARMENIA           | ..   | ..      | ..  | 1    | 304     | 39  | ..   | ..      | ..  | ..   | ..      | ..  | ..   | ..      | ..  | ..   | ..      | ..  |
| AUSTRALIA         | 2    | 505     | 26  | 2    | 22 090  | 17  | ..   | ..      | ..  | 1    | 310     | 28  | ..   | ..      | ..  | ..   | ..      | ..  |
| AUSTRIA           | ..   | ..      | ..  | ..   | ..      | ..  | ..   | ..      | ..  | ..   | ..      | ..  | 1    | 1 935   | 22  | 1    | 11 400  | 27  |
| BAHAMAS           | ..   | ..      | ..  | ..   | ..      | ..  | ..   | ..      | ..  | ..   | ..      | ..  | 2    | 15 037  | 23  | ..   | ..      | ..  |
| BAHRAIN           | 1    | 142     | 31  | ..   | ..      | ..  | ..   | ..      | ..  | ..   | ..      | ..  | 1    | 746     | 26  | ..   | ..      | ..  |
| BANGLADESH        | 1    | 13 091  | 18  | 1    | 5 943   | 25  | 1    | 493     | 25  | ..   | ..      | ..  | ..   | ..      | ..  | ..   | ..      | ..  |
| BARBADOS          | ..   | ..      | ..  | ..   | ..      | ..  | 1    | 200     | 31  | ..   | ..      | ..  | ..   | ..      | ..  | ..   | ..      | ..  |
| BELGIUM           | ..   | ..      | ..  | 2    | 87 879  | 21  | 3    | 13 271  | 20  | 2    | 862     | 39  | 2    | 3 057   | 29  | ..   | ..      | ..  |
| BELIZE            | ..   | ..      | ..  | 4    | 2 141   | 33  | 1    | 146     | 39  | 2    | 1 144   | 30  | 11   | 23 907  | 29  | ..   | ..      | ..  |
| BRAZIL            | ..   | ..      | ..  | ..   | ..      | ..  | ..   | ..      | ..  | ..   | ..      | ..  | 1    | 30 379  | 38  | 1    | 232     | 12  |
| BRUNEI            | ..   | ..      | ..  | ..   | ..      | ..  | 1    | 832     | 7   | ..   | ..      | ..  | ..   | ..      | ..  | ..   | ..      | ..  |
| BULGARIA          | ..   | ..      | ..  | ..   | ..      | ..  | 1    | 496     | 15  | ..   | ..      | ..  | ..   | ..      | ..  | 1    | 5 926   | 23  |
| CAMBODIA          | ..   | ..      | ..  | ..   | ..      | ..  | ..   | ..      | ..  | 1    | 9 387   | 27  | 2    | 4 574   | 30  | ..   | ..      | ..  |
| CANADA            | 3    | 3 283   | 31  | 2    | 18 641  | 33  | ..   | ..      | ..  | 1    | 3 596   | 29  | 2    | 205     | 11  | ..   | ..      | ..  |
| CHILE             | 2    | 1 741   | 24  | 1    | 481     | 21  | 1    | 197     | 36  | ..   | ..      | ..  | 1    | 690     | 28  | ..   | ..      | ..  |
| CHINA             | 3    | 28 509  | 24  | 4    | 32 527  | 13  | 9    | 47 264  | 19  | 5    | 42 450  | 15  | 3    | 24 226  | 16  | 1    | 22 020  | 23  |
| CHINA (TAIWAN)    | 4    | 93 853  | 20  | 5    | 9 905   | 19  | 4    | 36 787  | 25  | 3    | 13 833  | 14  | 2    | 7 084   | 18  | 4    | 36 909  | 23  |
| COLOMBIA          | ..   | ..      | ..  | 1    | 1 557   | 24  | ..   | ..      | ..  | 1    | 447     | 31  | ..   | ..      | ..  | ..   | ..      | ..  |
| CROATIA           | ..   | ..      | ..  | 2    | 269     | 49  | ..   | ..      | ..  | 2    | 4 313   | 37  | ..   | ..      | ..  | 2    | 624     | 48  |
| CUBA              | 1    | 2 579   | 17  | 1    | 3 589   | 12  | ..   | ..      | ..  | 1    | 8 996   | 10  | ..   | ..      | ..  | ..   | ..      | ..  |
| CYPRUS            | 1    | 399     | 29  | ..   | ..      | ..  | 3    | 4 156   | 28  | 1    | 9 511   | 58  | 1    | 2 747   | 31  | 2    | 2 332   | 30  |
| DENMARK           | 6    | 3 693   | 17  | 2    | 3 070   | 16  | ..   | ..      | ..  | ..   | ..      | ..  | 5    | 20 510  | 28  | 2    | 2 244   | 27  |
| DOMINICA          | ..   | ..      | ..  | 1    | 133     | 19  | ..   | ..      | ..  | ..   | ..      | ..  | ..   | ..      | ..  | ..   | ..      | ..  |
| ECUADOR           | 2    | 3 865   | 20  | ..   | ..      | ..  | 2    | 2 489   | 30  | 1    | 298     | 27  | ..   | ..      | ..  | ..   | ..      | ..  |
| EGYPT             | 3    | 19 548  | 23  | 1    | 9 359   | 17  | 1    | 625     | 46  | 2    | 3 906   | 24  | 1    | 1 286   | 37  | ..   | ..      | ..  |
| ESTONIA           | 2    | 24 813  | 17  | ..   | ..      | ..  | 1    | 196     | 23  | 1    | 1 898   | 13  | 2    | 297     | 38  | ..   | ..      | ..  |
| FAEROES           | ..   | ..      | ..  | ..   | ..      | ..  | 1    | 134     | 41  | ..   | ..      | ..  | ..   | ..      | ..  | ..   | ..      | ..  |
| FIJI              | ..   | ..      | ..  | ..   | ..      | ..  | ..   | ..      | ..  | ..   | ..      | ..  | 1    | 490     | 29  | ..   | ..      | ..  |
| FINLAND           | 2    | 839     | 43  | ..   | ..      | ..  | ..   | ..      | ..  | 1    | 174     | 34  | ..   | ..      | ..  | ..   | ..      | ..  |
| FRANCE            | 5    | 14 094  | 21  | ..   | ..      | ..  | 3    | 599     | 36  | 1    | 595     | 21  | 1    | 102     | 11  | 1    | 61 153  | 20  |
| GEORGIA           | ..   | ..      | ..  | 2    | 23 340  | 16  | ..   | ..      | ..  | 1    | 322     | 44  | ..   | ..      | ..  | ..   | ..      | ..  |
| GERMANY           | ..   | ..      | ..  | 9    | 77 650  | 29  | 5    | 21 272  | 27  | 3    | 12 772  | 17  | 1    | 2 863   | 27  | 3    | 11 939  | 19  |
| GHANA             | ..   | ..      | ..  | 1    | 346     | 28  | 2    | 1 502   | 34  | ..   | ..      | ..  | 2    | 439     | 29  | ..   | ..      | ..  |
| GREECE            | 28   | 641 762 | 23  | 13   | 131 310 | 26  | 20   | 250 782 | 24  | 17   | 294 529 | 24  | 23   | 304 434 | 23  | 14   | 163 883 | 25  |

TABLE 6B TOTAL LOSSES - BY NATIONALITY OF OWNER

1999

| NATIONALITY      | 1994 |         |     | 1995 |         |     | 1996 |        |     | 1997 |        |     | 1998 |        |     | 1999 |        |     |
|------------------|------|---------|-----|------|---------|-----|------|--------|-----|------|--------|-----|------|--------|-----|------|--------|-----|
|                  | No.  | GT      | Age | No.  | GT      | Age | No.  | GT     | Age | No.  | GT     | Age | No.  | GT     | Age | No.  | GT     | Age |
| GRENADA          | ..   | ..      | ..  | 1    | 228     | 40  | ..   | ..     | ..  | ..   | ..     | ..  | ..   | ..     | ..  | ..   | ..     | ..  |
| GUYANA           | ..   | ..      | ..  | ..   | ..      | ..  | 3    | 1 490  | 38  | ..   | ..     | ..  | ..   | ..     | ..  | ..   | ..     | ..  |
| HAITI            | ..   | ..      | ..  | ..   | ..      | ..  | 1    | 988    | 32  | 2    | 771    | 30  | ..   | ..     | ..  | ..   | ..     | ..  |
| HONDURAS         | 3    | 2 263   | 29  | 1    | 1 599   | 29  | 2    | 598    | 39  | 1    | 795    | 35  | 1    | 295    | 44  | ..   | ..     | ..  |
| HONG KONG, CHINA | 3    | 99 787  | 22  | 4    | 11 949  | 25  | 4    | 7 928  | 22  | 2    | 86 621 | 15  | 3    | 19 102 | 18  | 3    | 20 777 | 19  |
| ICELAND          | ..   | ..      | ..  | ..   | ..      | ..  | 1    | 134    | 9   | 2    | 6 233  | 25  | ..   | ..     | ..  | ..   | ..     | ..  |
| INDIA            | 5    | 55 066  | 26  | 6    | 7 406   | 18  | 6    | 60 440 | 19  | 2    | 42 735 | 19  | 4    | 12 142 | 25  | 2    | 17 443 | 22  |
| INDONESIA        | 6    | 5 773   | 24  | 8    | 18 864  | 19  | 3    | 2 156  | 20  | 4    | 11 668 | 20  | 6    | 11 156 | 21  | 2    | 2 128  | 21  |
| IRAN             | 1    | 144 688 | 17  | 1    | 743     | 23  | ..   | ..     | ..  | ..   | ..     | ..  | 2    | 9 342  | 26  | ..   | ..     | ..  |
| IRISH REPUBLIC   | ..   | ..      | ..  | 3    | 390     | 54  | ..   | ..     | ..  | ..   | ..     | ..  | 3    | 2 312  | 23  | 1    | 1 486  | 14  |
| ISRAEL           | ..   | ..      | ..  | ..   | ..      | ..  | 1    | 7 446  | 19  | ..   | ..     | ..  | ..   | ..     | ..  | ..   | ..     | ..  |
| ITALY            | 3    | 29 317  | 32  | 2    | 2 188   | 30  | 5    | 32 389 | 18  | 4    | 15 366 | 28  | 2    | 20 844 | 27  | 1    | 19 666 | 24  |
| JAPAN            | 10   | 51 241  | 12  | 25   | 45 368  | 15  | 19   | 63 747 | 11  | 14   | 7 272  | 14  | 18   | 30 257 | 16  | 9    | 53 897 | 14  |
| KOREA (NORTH)    | ..   | ..      | ..  | ..   | ..      | ..  | 1    | 6 676  | 16  | ..   | ..     | ..  | 1    | 9 451  | 29  | ..   | ..     | ..  |
| KOREA (SOUTH)    | 15   | 18 768  | 22  | 12   | 178 189 | 21  | 5    | 19 775 | 22  | 9    | 19 778 | 22  | 8    | 23 186 | 16  | 4    | 13 755 | 16  |
| LATVIA           | 1    | 2 433   | 29  | ..   | ..      | ..  | ..   | ..     | ..  | ..   | ..     | ..  | ..   | ..     | ..  | ..   | ..     | ..  |
| LEBANON          | ..   | ..      | ..  | 1    | 399     | 34  | ..   | ..     | ..  | 2    | 1 896  | 31  | ..   | ..     | ..  | ..   | ..     | ..  |
| LIBERIA          | 1    | 1 599   | 23  | ..   | ..      | ..  | 1    | 1 853  | 26  | ..   | ..     | ..  | ..   | ..     | ..  | ..   | ..     | ..  |
| LIBYA            | ..   | ..      | ..  | 1    | 3 148   | 26  | ..   | ..     | ..  | ..   | ..     | ..  | ..   | ..     | ..  | ..   | ..     | ..  |
| LIECHTENSTEIN    | ..   | ..      | ..  | ..   | ..      | ..  | 1    | 246    | 18  | ..   | ..     | ..  | ..   | ..     | ..  | ..   | ..     | ..  |
| LITHUANIA        | 1    | 1 652   | 27  | 2    | 6 337   | 28  | ..   | ..     | ..  | ..   | ..     | ..  | ..   | ..     | ..  | ..   | ..     | ..  |
| MACAO, CHINA     | ..   | ..      | ..  | 1    | 751     | 18  | ..   | ..     | ..  | ..   | ..     | ..  | ..   | ..     | ..  | ..   | ..     | ..  |
| MADAGASCAR       | ..   | ..      | ..  | 1    | 399     | 26  | ..   | ..     | ..  | ..   | ..     | ..  | ..   | ..     | ..  | ..   | ..     | ..  |
| MALAYSIA         | ..   | ..      | ..  | 1    | 5 106   | 12  | 3    | 12 101 | 24  | 4    | 10 185 | 26  | 2    | 4 290  | 19  | ..   | ..     | ..  |
| MALDIVE ISLANDS  | ..   | ..      | ..  | ..   | ..      | ..  | ..   | ..     | ..  | ..   | ..     | ..  | 1    | 1 766  | 33  | ..   | ..     | ..  |
| MALTA            | 2    | 139 255 | 23  | 1    | 1 594   | 23  | 2    | 51 114 | 23  | ..   | ..     | ..  | 1    | 3 988  | 7   | ..   | ..     | ..  |
| MAURITANIA       | 1    | 349     | 22  | ..   | ..      | ..  | 1    | 359    | 6   | ..   | ..     | ..  | ..   | ..     | ..  | ..   | ..     | ..  |
| MAURITIUS        | ..   | ..      | ..  | ..   | ..      | ..  | ..   | ..     | ..  | 1    | 2 966  | 19  | 1    | 374    | 25  | ..   | ..     | ..  |
| MEXICO           | 1    | 16 087  | 14  | ..   | ..      | ..  | ..   | ..     | ..  | ..   | ..     | ..  | ..   | ..     | ..  | ..   | ..     | ..  |
| MONACO           | 3    | 47 685  | 19  | 1    | 3 923   | 24  | 1    | 4 998  | 21  | ..   | ..     | ..  | 1    | 12 216 | 22  | ..   | ..     | ..  |
| MOROCCO          | ..   | ..      | ..  | ..   | ..      | ..  | 1    | 160    | 25  | ..   | ..     | ..  | ..   | ..     | ..  | ..   | ..     | ..  |
| MOZAMBIQUE       | 1    | 148     | 19  | ..   | ..      | ..  | ..   | ..     | ..  | 2    | 3 466  | 33  | ..   | ..     | ..  | 1    | 353    | 22  |
| NAMIBIA          | ..   | ..      | ..  | ..   | ..      | ..  | 1    | 173    | 32  | ..   | ..     | ..  | 1    | 363    | 34  | ..   | ..     | ..  |
| NETHERLANDS      | 1    | 487     | 33  | 5    | 6 006   | 18  | 2    | 1 378  | 17  | ..   | ..     | ..  | 1    | 39 353 | 14  | 1    | 21 162 | 16  |
| NEW ZEALAND      | 1    | 262     | 23  | ..   | ..      | ..  | ..   | ..     | ..  | ..   | ..     | ..  | ..   | ..     | ..  | ..   | ..     | ..  |
| NIGERIA          | 1    | 13 161  | 15  | 1    | 2 299   | 30  | ..   | ..     | ..  | ..   | ..     | ..  | 1    | 881    | 23  | 2    | 3 008  | 30  |
| NORWAY           | 6    | 9 158   | 20  | 10   | 110 152 | 21  | 1    | 165    | 29  | 5    | 9 185  | 28  | 7    | 27 083 | 25  | 6    | 25 632 | 26  |

TABLE 6B TOTAL LOSSES - BY NATIONALITY OF OWNER

1999

| NATIONALITY              | 1994 |           |     | 1995 |         |     | 1996 |           |     | 1997 |           |     | 1998 |         |     | 1999 |         |     |
|--------------------------|------|-----------|-----|------|---------|-----|------|-----------|-----|------|-----------|-----|------|---------|-----|------|---------|-----|
|                          | No.  | GT        | Age | No.  | GT      | Age | No.  | GT        | Age | No.  | GT        | Age | No.  | GT      | Age | No.  | GT      | Age |
| PAKISTAN                 | 1    | 997       | 29  | ..   | ..      | ..  | 2    | 72 472    | 24  | ..   | ..        | ..  | 1    | 16 639  | 26  | ..   | ..      | ..  |
| PANAMA                   | 5    | 5 752     | 19  | 4    | 6 256   | 26  | 7    | 13 924    | 25  | 4    | 10 555    | 22  | 3    | 26 661  | 26  | 3    | 15 568  | 24  |
| PARAGUAY                 | ..   | ..        | ..  | ..   | ..      | ..  | ..   | ..        | ..  | ..   | ..        | ..  | ..   | ..      | ..  | 1    | 459     | 40  |
| PERU                     | 1    | 355       | 1   | 3    | 1 044   | 23  | 1    | 274       | 7   | 1    | 176       | 29  | ..   | ..      | ..  | ..   | ..      | ..  |
| PHILIPPINES              | 5    | 14 646    | 22  | 2    | 1 483   | 23  | 2    | 5 253     | 22  | 1    | 4 996     | 17  | 1    | 13 614  | 24  | 3    | 3 244   | 22  |
| POLAND                   | 3    | 8 797     | 20  | ..   | ..      | ..  | ..   | ..        | ..  | ..   | ..        | ..  | 1    | 107     | 20  | ..   | ..      | ..  |
| PORTUGAL                 | 1    | 1 485     | 24  | 2    | 1 478   | 21  | 6    | 146 529   | 24  | 1    | 187       | 9   | ..   | ..      | ..  | ..   | ..      | ..  |
| QATAR                    | 1    | 13 570    | 27  | ..   | ..      | ..  | ..   | ..        | ..  | ..   | ..        | ..  | ..   | ..      | ..  | ..   | ..      | ..  |
| ROMANIA                  | 1    | 3 531     | 18  | ..   | ..      | ..  | 1    | 3 374     | 15  | 3    | 16 026    | 22  | 3    | 15 018  | 24  | ..   | ..      | ..  |
| RUSSIA                   | 14   | 55 760    | 25  | 14   | 19 130  | 24  | 13   | 31 736    | 18  | 5    | 14 337    | 14  | 10   | 8 061   | 23  | 3    | 524     | 26  |
| SAINT KITTS-NEVIS        | ..   | ..        | ..  | ..   | ..      | ..  | ..   | ..        | ..  | ..   | ..        | ..  | 1    | 5 512   | 33  | ..   | ..      | ..  |
| SAINT LUCIA              | ..   | ..        | ..  | ..   | ..      | ..  | ..   | ..        | ..  | ..   | ..        | ..  | ..   | ..      | ..  | 1    | 289     | 48  |
| SAINT VINCENT            | 2    | 4 438     | 20  | 3    | 1 056   | 28  | 1    | 9 522     | 28  | ..   | ..        | ..  | 2    | 13 604  | 27  | 1    | 1 767   | 23  |
| SAUDI ARABIA             | 1    | 5 777     | 22  | ..   | ..      | ..  | ..   | ..        | ..  | ..   | ..        | ..  | 1    | 4 911   | 34  | ..   | ..      | ..  |
| SIERRA LEONE             | ..   | ..        | ..  | ..   | ..      | ..  | ..   | ..        | ..  | 1    | 260       | 31  | 1    | 300     | 34  | ..   | ..      | ..  |
| SINGAPORE                | 3    | 3 888     | 21  | 7    | 21 110  | 17  | 2    | 8 813     | 24  | 2    | 11 949    | 26  | 6    | 29 110  | 20  | 1    | 247     | 9   |
| SLOVENIA                 | ..   | ..        | ..  | ..   | ..      | ..  | ..   | ..        | ..  | ..   | ..        | ..  | 1    | 12 117  | 22  | ..   | ..      | ..  |
| SOUTH AFRICA             | ..   | ..        | ..  | ..   | ..      | ..  | ..   | ..        | ..  | 1    | 726       | 25  | 1    | 752     | 13  | 1    | 1 024   | 30  |
| SPAIN                    | 7    | 3 724     | 13  | 11   | 5 808   | 19  | 9    | 4 532     | 22  | 5    | 3 604     | 28  | 10   | 9 385   | 28  | 8    | 3 451   | 27  |
| SRI LANKA                | ..   | ..        | ..  | ..   | ..      | ..  | ..   | ..        | ..  | 1    | 316       | 21  | ..   | ..      | ..  | ..   | ..      | ..  |
| SWEDEN                   | ..   | ..        | ..  | 2    | 426     | 35  | ..   | ..        | ..  | ..   | ..        | ..  | 1    | 190     | 30  | ..   | ..      | ..  |
| SWITZERLAND              | 1    | 3 855     | 18  | ..   | ..      | ..  | 1    | 9 996     | 18  | 1    | 55 241    | 25  | ..   | ..      | ..  | 2    | 20 308  | 13  |
| SYRIA                    | 2    | 4 652     | 34  | 1    | 1 130   | 31  | 2    | 2 427     | 33  | 1    | 1 186     | 38  | 1    | 2 850   | 31  | 1    | 2 116   | 27  |
| THAILAND                 | 2    | 3 078     | 28  | 2    | 7 435   | 22  | 1    | 1 597     | 28  | 5    | 22 813    | 25  | ..   | ..      | ..  | ..   | ..      | ..  |
| TOGO                     | ..   | ..        | ..  | ..   | ..      | ..  | 1    | 196       | 34  | ..   | ..        | ..  | ..   | ..      | ..  | ..   | ..      | ..  |
| TURKEY                   | 6    | 73 085    | 20  | 4    | 3 427   | 33  | 7    | 36 701    | 25  | 13   | 149 748   | 36  | 6    | 23 811  | 44  | 5    | 25 188  | 36  |
| UKRAINE                  | 2    | 20 127    | 21  | 1    | 3 191   | 34  | ..   | ..        | ..  | 1    | 6 212     | 27  | 2    | 1 941   | 23  | 1    | 2 478   | 26  |
| UNITED ARAB EMIRATES     | 3    | 4 335     | 29  | 2    | 4 251   | 29  | 3    | 9 680     | 30  | 2    | 43 079    | 26  | 4    | 40 535  | 25  | 2    | 38 783  | 29  |
| UNITED KINGDOM           | 9    | 2 392     | 22  | 4    | 3 302   | 33  | 4    | 9 731     | 37  | 8    | 63 159    | 22  | 9    | 30 195  | 21  | 8    | 11 241  | 27  |
| UNITED STATES OF AMERICA | 14   | 135 713   | 27  | 19   | 23 901  | 18  | 16   | 15 218    | 24  | 17   | 87 801    | 25  | 13   | 7 084   | 25  | 7    | 1 100   | 26  |
| URUGUAY                  | ..   | ..        | ..  | ..   | ..      | ..  | 1    | 294       | 17  | ..   | ..        | ..  | ..   | ..      | ..  | ..   | ..      | ..  |
| VENEZUELA                | ..   | ..        | ..  | 1    | 499     | 23  | 1    | 2 774     | 16  | ..   | ..        | ..  | 1    | 2 655   | 28  | ..   | ..      | ..  |
| VIETNAM                  | 1    | 999       | 25  | ..   | ..      | ..  | 5    | 11 445    | 17  | 1    | 166       | 8   | 1    | 1 442   | 18  | ..   | ..      | ..  |
| YUGOSLAVIA               | ..   | ..        | ..  | ..   | ..      | ..  | 1    | 10 964    | 15  | ..   | ..        | ..  | ..   | ..      | ..  | ..   | ..      | ..  |
| UNKNOWN                  | 21   | 56 110    | 29  | 24   | 38 246  | 26  | 33   | 65 022    | 28  | 28   | 103 823   | 27  | 22   | 52 068  | 36  | 17   | 83 136  | 24  |
| TOTALS                   | 240  | 1 920 257 | 23  | 254  | 992 590 | 23  | 247  | 1 130 923 | 23  | 203  | 1 224 640 | 25  | 235  | 998 769 | 25  | 129  | 708 892 | 24  |

TABLE 6C TOTAL LOSSES - BY SHIPTYPE CATEGORY

1999

| SHIPTYPE CATEGORY       | 1994 |           |     | 1995 |         |     | 1996 |           |     | 1997 |           |     | 1998 |         |     | 1999 |         |     |
|-------------------------|------|-----------|-----|------|---------|-----|------|-----------|-----|------|-----------|-----|------|---------|-----|------|---------|-----|
|                         | No.  | GT        | Age | No.  | GT      | Age | No.  | GT        | Age | No.  | GT        | Age | No.  | GT      | Age | No.  | GT      | Age |
| LNG TANKER              | 1    | 5 706     | 18  | ..   | ..      | ..  | ..   | ..        | ..  | ..   | ..        | ..  | ..   | ..      | ..  | ..   | ..      | ..  |
| LPG TANKER              | ..   | ..        | ..  | 2    | 1 165   | 22  | 3    | 13 710    | 23  | 3    | 3 372     | 26  | 2    | 8 053   | 27  | 1    | 1 140   | 25  |
| CHEMICAL                | 2    | 6 569     | 26  | 4    | 7 279   | 23  | 2    | 5 677     | 19  | 3    | 2 534     | 18  | 2    | 19 204  | 28  | 1    | 497     | 37  |
| CRUDE OIL TANKER        | 8    | 593 050   | 20  | 1    | 144 567 | 5   | 2    | 142 912   | 21  | 3    | 206 898   | 20  | 1    | 30 379  | 38  | 1    | 43 417  | 23  |
| OIL PRODUCTS TANKER     | 7    | 34 578    | 20  | 11   | 27 139  | 22  | 9    | 21 579    | 30  | 12   | 51 188    | 28  | 8    | 30 044  | 32  | 3    | 23 969  | 23  |
| OTHER LIQUIDS           | ..   | ..        | ..  | ..   | ..      | ..  | ..   | ..        | ..  | ..   | ..        | ..  | ..   | ..      | ..  | 1    | 639     | 37  |
| BULK DRY                | 17   | 406 544   | 22  | 9    | 336 640 | 17  | 16   | 383 640   | 21  | 14   | 355 192   | 21  | 26   | 366 146 | 24  | 11   | 272 971 | 23  |
| BULK DRY/OIL            | 4    | 307 321   | 21  | 1    | 96 039  | 23  | ..   | ..        | ..  | 1    | 85 963    | 24  | ..   | ..      | ..  | ..   | ..      | ..  |
| OTHER BULK DRY          | 1    | 1 934     | 17  | 9    | 14 092  | 22  | 7    | 15 725    | 24  | ..   | ..        | ..  | ..   | ..      | ..  | 1    | 36 571  | 10  |
| GENERAL CARGO           | 82   | 256 463   | 23  | 95   | 236 529 | 26  | 102  | 314 718   | 24  | 89   | 284 190   | 26  | 98   | 392 582 | 26  | 63   | 270 718 | 25  |
| PASSENGER/GENERAL CARGO | 4    | 9 067     | 30  | 1    | 185     | 22  | 1    | 11 888    | 32  | 1    | 545       | 42  | ..   | ..      | ..  | ..   | ..      | ..  |
| CONTAINER               | ..   | ..        | ..  | ..   | ..      | ..  | 6    | 93 862    | 16  | 4    | 110 761   | 16  | 3    | 34 404  | 17  | 2    | 6 943   | 25  |
| REFRIGERATED CARGO      | 8    | 24 095    | 25  | 4    | 20 811  | 26  | 5    | 13 339    | 21  | 5    | 19 093    | 19  | 2    | 3 794   | 30  | 2    | 2 247   | 27  |
| RO-RO CARGO             | 5    | 46 661    | 19  | 6    | 26 931  | 17  | 1    | 1 254     | 13  | 2    | 29 882    | 25  | 5    | 57 154  | 21  | 1    | 11 400  | 27  |
| PASSENGER/RO-RO CARGO   | 8    | 44 766    | 22  | 1    | 4 841   | 39  | 5    | 8 992     | 23  | 3    | 9 715     | 29  | 6    | 21 600  | 29  | ..   | ..      | ..  |
| PASSENGER (CRUISE)      | 2    | 43 334    | 45  | ..   | ..      | ..  | 1    | 2 204     | 34  | 2    | 39 149    | 52  | 1    | 676     | 71  | ..   | ..      | ..  |
| PASSENGER SHIP          | 2    | 26 486    | 42  | 10   | 18 980  | 30  | 3    | 14 716    | 20  | 1    | 491       | 44  | 2    | 549     | 26  | 2    | 3 019   | 14  |
| OTHER DRY CARGO         | 1    | 13 570    | 27  | 1    | 399     | 34  | 3    | 25 536    | 30  | ..   | ..        | ..  | ..   | ..      | ..  | 1    | 21 162  | 16  |
| FISH CATCHING           | 66   | 49 727    | 20  | 78   | 41 320  | 21  | 57   | 27 854    | 21  | 49   | 18 343    | 22  | 61   | 23 366  | 21  | 33   | 8 984   | 25  |
| OTHER FISHING           | 3    | 32 680    | 36  | 2    | 3 647   | 20  | 3    | 13 948    | 13  | ..   | ..        | ..  | 1    | 1 024   | 31  | ..   | ..      | ..  |
| OFFSHORE SUPPLY         | 2    | 817       | 19  | 4    | 3 439   | 18  | 4    | 1 860     | 27  | 3    | 1 506     | 26  | 4    | 2 945   | 22  | 1    | 232     | 12  |
| OTHER OFFSHORE          | 1    | 134       | 35  | ..   | ..      | ..  | ..   | ..        | ..  | ..   | ..        | ..  | ..   | ..      | ..  | ..   | ..      | ..  |
| RESEARCH                | ..   | ..        | ..  | 1    | 198     | 29  | 2    | 652       | 25  | 1    | 710       | 20  | ..   | ..      | ..  | 1    | 196     | 32  |
| TOWING/PUSHING          | 12   | 2 782     | 26  | 11   | 3 052   | 28  | 7    | 2 839     | 24  | 3    | 1 617     | 26  | 9    | 3 218   | 34  | 3    | 627     | 20  |
| DREDGING                | 2    | 1 507     | 30  | 2    | 5 057   | 18  | 4    | 12 297    | 23  | 3    | 3 377     | 37  | 2    | 701     | 38  | 1    | 4 160   | 4   |
| OTHER ACTIVITIES        | 2    | 12 466    | 34  | 1    | 280     | 12  | 4    | 1 721     | 30  | 1    | 114       | 26  | 2    | 2 930   | 29  | ..   | ..      | ..  |
| TOTALS                  | 240  | 1 920 257 | 23  | 254  | 992 590 | 23  | 247  | 1 130 923 | 23  | 203  | 1 224 640 | 25  | 235  | 998 769 | 25  | 129  | 708 892 | 24  |

TABLE 7A DISPOSALS - BY REGISTRATION

1999

| REGISTRATION             | TOTALS |            |     | CARGO CARRYING SHIPS |            |            |     | SHIPS OF MISCELLANEOUS ACTIVITIES |         |     |
|--------------------------|--------|------------|-----|----------------------|------------|------------|-----|-----------------------------------|---------|-----|
|                          | No.    | GT         | Age | No.                  | GT         | Dwt        | Age | No.                               | GT      | Age |
| ARGENTINA                | 1      | 3 021      | 37  | 1                    | 3 021      | 6 451      | 37  | ..                                | ..      | ..  |
| AZERBAIJAN               | 2      | 3 752      | 29  | 1                    | 208        | 45         | 35  | 1                                 | 3 544   | 22  |
| BAHAMAS                  | 42     | 1 712 763  | 25  | 42                   | 1 712 763  | 3 133 807  | 25  | ..                                | ..      | ..  |
| BANGLADESH               | 2      | 14 298     | 27  | 2                    | 14 298     | 21 569     | 27  | ..                                | ..      | ..  |
| BELGIUM                  | 1      | 128        | 34  | ..                   | ..         | ..         | ..  | 1                                 | 128     | 34  |
| BELIZE                   | 13     | 166 711    | 27  | 11                   | 165 926    | 237 175    | 27  | 2                                 | 785     | 27  |
| BERMUDA                  | 1      | 130 145    | 25  | 1                    | 130 145    | 270 665    | 25  | ..                                | ..      | ..  |
| BOLIVIA                  | 1      | 3 765      | 27  | 1                    | 3 765      | 6 035      | 27  | ..                                | ..      | ..  |
| BRAZIL                   | 1      | 18 318     | 26  | 1                    | 18 318     | 28 936     | 26  | ..                                | ..      | ..  |
| BULGARIA                 | 3      | 17 110     | 31  | 3                    | 17 110     | 20 930     | 31  | ..                                | ..      | ..  |
| CAMBODIA                 | 7      | 59 330     | 28  | 7                    | 59 330     | 79 763     | 28  | ..                                | ..      | ..  |
| CANADA                   | 2      | 21 184     | 54  | 1                    | 19 494     | 27 829     | 34  | 1                                 | 1 690   | 73  |
| CAYMAN ISLANDS           | 3      | 102 013    | 23  | 2                    | 100 425    | 183 801    | 23  | 1                                 | 1 588   | 23  |
| CHILE                    | 2      | 13 353     | 32  | 1                    | 13 035     | 22 059     | 24  | 1                                 | 318     | 39  |
| CHINA                    | 1      | 52 423     | 27  | 1                    | 52 423     | 92 828     | 27  | ..                                | ..      | ..  |
| CHINA (TAIWAN)           | 1      | 17 619     | 24  | 1                    | 17 619     | 27 748     | 24  | ..                                | ..      | ..  |
| CROATIA                  | 7      | 64 719     | 26  | 7                    | 64 719     | 82 843     | 26  | ..                                | ..      | ..  |
| CYPRUS                   | 53     | 1 429 272  | 25  | 53                   | 1 429 272  | 2 500 164  | 25  | ..                                | ..      | ..  |
| DENMARK                  | 2      | 10 565     | 48  | 1                    | 10 350     | 1 745      | 31  | 1                                 | 215     | 65  |
| EGYPT                    | 2      | 8 180      | 25  | 2                    | 8 180      | 11 668     | 25  | ..                                | ..      | ..  |
| ESTONIA                  | 2      | 13 752     | 25  | 2                    | 13 752     | 14 800     | 25  | ..                                | ..      | ..  |
| FAEROES                  | 1      | 428        | 38  | ..                   | ..         | ..         | ..  | 1                                 | 428     | 38  |
| GABON                    | 1      | 11 829     | 23  | 1                    | 11 829     | 19 089     | 23  | ..                                | ..      | ..  |
| GREECE                   | 23     | 1 013 083  | 28  | 23                   | 1 013 083  | 1 971 423  | 28  | ..                                | ..      | ..  |
| HONDURAS                 | 8      | 113 773    | 28  | 8                    | 113 773    | 191 977    | 28  | ..                                | ..      | ..  |
| HONG KONG, CHINA         | 1      | 64 409     | 24  | 1                    | 64 409     | 118 065    | 24  | ..                                | ..      | ..  |
| INDIA                    | 4      | 89 448     | 22  | 4                    | 89 448     | 155 515    | 22  | ..                                | ..      | ..  |
| INDONESIA                | 3      | 11 568     | 27  | 3                    | 11 568     | 17 682     | 27  | ..                                | ..      | ..  |
| IRAN                     | 2      | 33 392     | 25  | 2                    | 33 392     | 57 448     | 25  | ..                                | ..      | ..  |
| ISLE OF MAN              | 2      | 170 693    | 23  | 2                    | 170 693    | 342 266    | 23  | ..                                | ..      | ..  |
| ITALY                    | 2      | 36 910     | 28  | 2                    | 36 910     | 57 954     | 28  | ..                                | ..      | ..  |
| JAPAN                    | 104    | 63 708     | 19  | 44                   | 43 553     | 49 820     | 23  | 60                                | 20 155  | 16  |
| KOREA (NORTH)            | 3      | 39 398     | 26  | 3                    | 39 398     | 73 450     | 26  | ..                                | ..      | ..  |
| KOREA (SOUTH)            | 1      | 10 429     | 27  | 1                    | 10 429     | 17 351     | 27  | ..                                | ..      | ..  |
| KUWAIT                   | 1      | 15 455     | 24  | 1                    | 15 455     | 23 841     | 24  | ..                                | ..      | ..  |
| LATVIA                   | 1      | 452        | 40  | ..                   | ..         | ..         | ..  | 1                                 | 452     | 40  |
| LEBANON                  | 1      | 36 086     | 26  | 1                    | 36 086     | 61 767     | 26  | ..                                | ..      | ..  |
| LIBERIA                  | 40     | 2 314 979  | 25  | 40                   | 2 314 979  | 4 328 518  | 25  | ..                                | ..      | ..  |
| MALAYSIA                 | 2      | 70 105     | 26  | 2                    | 70 105     | 115 019    | 26  | ..                                | ..      | ..  |
| MALDIVE ISLANDS          | 7      | 41 749     | 30  | 7                    | 41 749     | 63 912     | 30  | ..                                | ..      | ..  |
| MALTA                    | 64     | 1 702 096  | 26  | 64                   | 1 702 096  | 2 943 518  | 26  | ..                                | ..      | ..  |
| MARSHALL ISLANDS         | 4      | 299 963    | 25  | 4                    | 299 963    | 605 574    | 25  | ..                                | ..      | ..  |
| MAURITIUS                | 3      | 26 067     | 30  | 3                    | 26 067     | 30 310     | 30  | ..                                | ..      | ..  |
| NETHERLANDS              | 1      | 1 489      | 23  | ..                   | ..         | ..         | ..  | 1                                 | 1 489   | 23  |
| NIGERIA                  | 1      | 8 939      | 27  | 1                    | 8 939      | 15 017     | 27  | ..                                | ..      | ..  |
| NORWAY                   | 1      | 198        | 64  | 1                    | 198        | 250        | 64  | ..                                | ..      | ..  |
| NORWAY (NIS)             | 9      | 800 371    | 24  | 9                    | 800 371    | 1 614 178  | 24  | ..                                | ..      | ..  |
| PANAMA                   | 110    | 2 165 918  | 26  | 108                  | 2 141 797  | 3 493 549  | 26  | 2                                 | 24 121  | 28  |
| PHILIPPINES              | 1      | 14 466     | 26  | 1                    | 14 466     | 21 357     | 26  | ..                                | ..      | ..  |
| POLAND                   | 4      | 62 449     | 26  | 3                    | 59 516     | 93 679     | 26  | 1                                 | 2 933   | 23  |
| PORTUGAL                 | 1      | 767        | 41  | ..                   | ..         | ..         | ..  | 1                                 | 767     | 41  |
| ROMANIA                  | 18     | 291 126    | 23  | 18                   | 291 126    | 458 990    | 23  | ..                                | ..      | ..  |
| RUSSIA                   | 51     | 226 669    | 26  | 17                   | 144 458    | 197 924    | 28  | 34                                | 82 211  | 26  |
| SAINT VINCENT            | 70     | 1 423 944  | 26  | 66                   | 1 410 630  | 2 326 001  | 26  | 4                                 | 13 314  | 22  |
| SAUDI ARABIA             | 2      | 22 673     | 30  | 2                    | 22 673     | 35 157     | 30  | ..                                | ..      | ..  |
| SINGAPORE                | 9      | 92 585     | 25  | 9                    | 92 585     | 117 190    | 25  | ..                                | ..      | ..  |
| SOUTH AFRICA             | 1      | 728        | 37  | ..                   | ..         | ..         | ..  | 1                                 | 728     | 37  |
| SPAIN                    | 18     | 6 472      | 32  | 1                    | 728        | 1 050      | 32  | 17                                | 5 744   | 32  |
| SPAIN (CSR)              | 1      | 1 174      | 30  | 1                    | 1 174      | 1 940      | 30  | ..                                | ..      | ..  |
| SWEDEN                   | 1      | 622        | 37  | ..                   | ..         | ..         | ..  | 1                                 | 622     | 37  |
| SYRIA                    | 2      | 13 631     | 34  | 2                    | 13 631     | 21 128     | 34  | ..                                | ..      | ..  |
| TANZANIA                 | 1      | 2 763      | 35  | 1                    | 2 763      | 3 134      | 35  | ..                                | ..      | ..  |
| THAILAND                 | 4      | 12 509     | 29  | 4                    | 12 509     | 19 918     | 29  | ..                                | ..      | ..  |
| TURKEY                   | 7      | 123 120    | 29  | 7                    | 123 120    | 219 439    | 29  | ..                                | ..      | ..  |
| UKRAINE                  | 15     | 82 986     | 29  | 6                    | 58 188     | 67 250     | 32  | 9                                 | 24 798  | 27  |
| UNITED ARAB EMIRATES     | 5      | 307 815    | 29  | 5                    | 307 815    | 615 315    | 29  | ..                                | ..      | ..  |
| UNITED KINGDOM           | 10     | 77 731     | 31  | 4                    | 69 759     | 80 973     | 31  | 6                                 | 7 972   | 32  |
| UNITED STATES OF AMERICA | 6      | 123 454    | 29  | 6                    | 123 454    | 162 205    | 29  | ..                                | ..      | ..  |
| VANUATU                  | 2      | 28 089     | 24  | 2                    | 28 089     | 41 872     | 24  | ..                                | ..      | ..  |
| VIETNAM                  | 3      | 1 496      | 18  | 1                    | 166        | 200        | 11  | 2                                 | 1 330   | 21  |
| UNKNOWN                  | 16     | 259 854    | 28  | 14                   | 258 867    | 447 977    | 26  | 2                                 | 987     | 36  |
| TOTALS                   | 797    | 16 182 479 | 26  | 646                  | 15 986 160 | 28 071 053 | 26  | 151                               | 196 319 | 24  |

TABLE 7B DISPOSALS - BY NATIONALITY OF OWNER

1999

| NATIONALITY              | TOTALS |            |     | CARGO CARRYING SHIPS |            |            |     | SHIPS OF MISCELLANEOUS ACTIVITIES |         |     |
|--------------------------|--------|------------|-----|----------------------|------------|------------|-----|-----------------------------------|---------|-----|
|                          | No.    | GT         | Age | No.                  | GT         | Dwt        | Age | No.                               | GT      | Age |
| ARGENTINA                | 1      | 3 021      | 37  | 1                    | 3 021      | 6 451      | 37  | ..                                | ..      | ..  |
| AUSTRALIA                | 1      | 26 032     | 21  | 1                    | 26 032     | 45 428     | 21  | ..                                | ..      | ..  |
| AZERBAIJAN               | 2      | 3 752      | 29  | 1                    | 208        | 45         | 35  | 1                                 | 3 544   | 22  |
| BAHAMAS                  | 14     | 433 248    | 24  | 14                   | 433 248    | 734 314    | 24  | ..                                | ..      | ..  |
| BANGLADESH               | 2      | 14 298     | 27  | 2                    | 14 298     | 21 569     | 27  | ..                                | ..      | ..  |
| BELGIUM                  | 1      | 128        | 34  | ..                   | ..         | ..         | ..  | 1                                 | 128     | 34  |
| BELIZE                   | 3      | 27 041     | 22  | 2                    | 26 743     | 47 256     | 23  | 1                                 | 298     | 21  |
| BRAZIL                   | 1      | 18 318     | 26  | 1                    | 18 318     | 28 936     | 26  | ..                                | ..      | ..  |
| BULGARIA                 | 3      | 17 110     | 31  | 3                    | 17 110     | 20 930     | 31  | ..                                | ..      | ..  |
| CANADA                   | 2      | 21 184     | 54  | 1                    | 19 494     | 27 829     | 34  | 1                                 | 1 690   | 73  |
| CHILE                    | 2      | 13 353     | 32  | 1                    | 13 035     | 22 059     | 24  | 1                                 | 318     | 39  |
| CHINA                    | 3      | 141 660    | 27  | 2                    | 127 389    | 232 174    | 25  | 1                                 | 14 271  | 30  |
| CHINA (TAIWAN)           | 1      | 17 619     | 24  | 1                    | 17 619     | 27 748     | 24  | ..                                | ..      | ..  |
| CYPRUS                   | 50     | 1 404 572  | 24  | 49                   | 1 400 582  | 2 475 703  | 24  | 1                                 | 3 990   | 20  |
| DENMARK                  | 2      | 643        | 52  | ..                   | ..         | ..         | ..  | 2                                 | 643     | 52  |
| EGYPT                    | 3      | 11 288     | 25  | 3                    | 11 288     | 15 935     | 25  | ..                                | ..      | ..  |
| ESTONIA                  | 2      | 13 752     | 25  | 2                    | 13 752     | 14 800     | 25  | ..                                | ..      | ..  |
| FRANCE                   | 3      | 67 513     | 27  | 3                    | 67 513     | 74 555     | 27  | ..                                | ..      | ..  |
| GERMANY                  | 1      | 11 829     | 23  | 1                    | 11 829     | 19 089     | 23  | ..                                | ..      | ..  |
| GREECE                   | 17     | 542 473    | 28  | 17                   | 542 473    | 1 006 319  | 28  | ..                                | ..      | ..  |
| HONG KONG, CHINA         | 6      | 204 991    | 23  | 6                    | 204 991    | 367 670    | 23  | ..                                | ..      | ..  |
| INDIA                    | 4      | 89 448     | 22  | 4                    | 89 448     | 155 515    | 22  | ..                                | ..      | ..  |
| INDONESIA                | 3      | 11 568     | 27  | 3                    | 11 568     | 17 682     | 27  | ..                                | ..      | ..  |
| IRAN                     | 2      | 33 392     | 25  | 2                    | 33 392     | 57 448     | 25  | ..                                | ..      | ..  |
| ITALY                    | 2      | 36 910     | 28  | 2                    | 36 910     | 57 954     | 28  | ..                                | ..      | ..  |
| JAPAN                    | 97     | 99 591     | 19  | 41                   | 80 371     | 89 666     | 22  | 56                                | 19 220  | 16  |
| KOREA (NORTH)            | 2      | 15 825     | 27  | 2                    | 15 825     | 23 552     | 27  | ..                                | ..      | ..  |
| KOREA (SOUTH)            | 1      | 10 429     | 27  | 1                    | 10 429     | 17 351     | 27  | ..                                | ..      | ..  |
| LATVIA                   | 6      | 32 407     | 27  | 5                    | 31 955     | 29 400     | 24  | 1                                 | 452     | 40  |
| LEBANON                  | 1      | 36 086     | 26  | 1                    | 36 086     | 61 767     | 26  | ..                                | ..      | ..  |
| LIBERIA                  | 81     | 3 367 266  | 25  | 80                   | 3 364 724  | 6 284 487  | 25  | 1                                 | 2 542   | 24  |
| LUXEMBOURG               | 1      | 1 607      | 26  | 1                    | 1 607      | 3 150      | 26  | ..                                | ..      | ..  |
| MALAYSIA                 | 3      | 80 147     | 25  | 3                    | 80 147     | 128 759    | 25  | ..                                | ..      | ..  |
| MALDIVE ISLANDS          | 7      | 41 749     | 30  | 7                    | 41 749     | 63 912     | 30  | ..                                | ..      | ..  |
| MALTA                    | 65     | 1 628 977  | 26  | 65                   | 1 628 977  | 2 792 726  | 26  | ..                                | ..      | ..  |
| MARSHALL ISLANDS         | 7      | 355 722    | 23  | 7                    | 355 722    | 609 919    | 23  | ..                                | ..      | ..  |
| MAURITIUS                | 3      | 26 067     | 30  | 3                    | 26 067     | 30 310     | 30  | ..                                | ..      | ..  |
| NETHERLANDS              | 1      | 1 489      | 23  | ..                   | ..         | ..         | ..  | 1                                 | 1 489   | 23  |
| NIGERIA                  | 1      | 8 939      | 27  | 1                    | 8 939      | 15 017     | 27  | ..                                | ..      | ..  |
| NORWAY                   | 9      | 692 718    | 29  | 9                    | 692 718    | 1 393 011  | 29  | ..                                | ..      | ..  |
| PANAMA                   | 99     | 2 173 106  | 26  | 97                   | 2 162 769  | 3 685 946  | 26  | 2                                 | 10 337  | 29  |
| PERU                     | 1      | 140        | 26  | ..                   | ..         | ..         | ..  | 1                                 | 140     | 26  |
| POLAND                   | 5      | 70 744     | 26  | 4                    | 67 811     | 105 304    | 27  | 1                                 | 2 933   | 23  |
| ROMANIA                  | 15     | 261 142    | 23  | 15                   | 261 142    | 418 290    | 23  | ..                                | ..      | ..  |
| RUSSIA                   | 48     | 219 373    | 27  | 17                   | 144 458    | 197 924    | 28  | 31                                | 74 915  | 26  |
| SAINT VINCENT            | 19     | 153 346    | 28  | 18                   | 149 375    | 212 120    | 28  | 1                                 | 3 971   | 14  |
| SAUDI ARABIA             | 2      | 22 673     | 30  | 2                    | 22 673     | 35 157     | 30  | ..                                | ..      | ..  |
| SINGAPORE                | 13     | 200 596    | 25  | 13                   | 200 596    | 235 830    | 25  | ..                                | ..      | ..  |
| SOUTH AFRICA             | 1      | 728        | 37  | ..                   | ..         | ..         | ..  | 1                                 | 728     | 37  |
| SPAIN                    | 11     | 5 595      | 30  | 1                    | 1 174      | 1 940      | 30  | 10                                | 4 421   | 30  |
| SWITZERLAND              | 2      | 29 806     | 28  | 2                    | 29 806     | 25 960     | 28  | ..                                | ..      | ..  |
| SYRIA                    | 2      | 13 631     | 34  | 2                    | 13 631     | 21 128     | 34  | ..                                | ..      | ..  |
| TANZANIA                 | 1      | 2 763      | 35  | 1                    | 2 763      | 3 134      | 35  | ..                                | ..      | ..  |
| THAILAND                 | 4      | 12 509     | 29  | 4                    | 12 509     | 19 918     | 29  | ..                                | ..      | ..  |
| TURKEY                   | 6      | 106 324    | 29  | 6                    | 106 324    | 192 986    | 29  | ..                                | ..      | ..  |
| UKRAINE                  | 17     | 102 885    | 28  | 8                    | 78 087     | 93 938     | 30  | 9                                 | 24 798  | 27  |
| UNITED ARAB EMIRATES     | 3      | 133 739    | 27  | 3                    | 133 739    | 274 162    | 27  | ..                                | ..      | ..  |
| UNITED KINGDOM           | 42     | 1 678 646  | 27  | 34                   | 1 666 275  | 3 122 303  | 27  | 8                                 | 12 371  | 30  |
| UNITED STATES OF AMERICA | 8      | 228 951    | 28  | 8                    | 228 951    | 355 505    | 28  | ..                                | ..      | ..  |
| VANUATU                  | 1      | 20 512     | 26  | 1                    | 20 512     | 34 196     | 26  | ..                                | ..      | ..  |
| VIETNAM                  | 3      | 1 496      | 18  | 1                    | 166        | 200        | 11  | 2                                 | 1 330   | 21  |
| UNKNOWN                  | 78     | 1 179 612  | 28  | 61                   | 1 167 822  | 2 014 676  | 27  | 17                                | 11 790  | 31  |
| TOTALS                   | 797    | 16 182 479 | 26  | 646                  | 15 986 160 | 28 071 053 | 26  | 151                               | 196 319 | 24  |

TABLE 7C DISPOSALS - BY COUNTRY OF BREAKING

1999

| COUNTRY OF BREAKING | TOTALS |            |     | CARGO CARRYING SHIPS |            |            |     | SHIPS OF MISCELLANEOUS ACTIVITIES |         |     |
|---------------------|--------|------------|-----|----------------------|------------|------------|-----|-----------------------------------|---------|-----|
|                     | No.    | GT         | Age | No.                  | GT         | Dwt        | Age | No.                               | GT      | Age |
| AZERBAIJAN          | 2      | 3 752      | 29  | 1                    | 208        | 45         | 35  | 1                                 | 3 544   | 22  |
| BANGLADESH          | 68     | 3 798 540  | 25  | 68                   | 3 798 540  | 7 367 290  | 25  | ..                                | ..      | ..  |
| BELGIUM             | 6      | 8 486      | 29  | 1                    | 1 607      | 3 150      | 26  | 5                                 | 6 879   | 29  |
| BRAZIL              | 2      | 6 405      | 36  | 2                    | 6 405      | 11 338     | 36  | ..                                | ..      | ..  |
| CANADA              | 2      | 21 184     | 54  | 1                    | 19 494     | 27 829     | 34  | 1                                 | 1 690   | 73  |
| CHINA               | 68     | 2 564 480  | 25  | 63                   | 2 542 941  | 4 634 326  | 25  | 5                                 | 21 539  | 28  |
| CHINA (TAIWAN)      | 3      | 9 901      | 24  | 2                    | 8 575      | 14 288     | 25  | 1                                 | 1 326   | 23  |
| DENMARK             | 4      | 11 615     | 43  | 1                    | 10 350     | 1 745      | 31  | 3                                 | 1 265   | 47  |
| EGYPT               | 2      | 8 180      | 25  | 2                    | 8 180      | 11 668     | 25  | ..                                | ..      | ..  |
| INDIA               | 371    | 6 802 658  | 26  | 358                  | 6 728 042  | 10 676 537 | 26  | 13                                | 74 616  | 26  |
| INDONESIA           | 1      | 1 317      | 26  | 1                    | 1 317      | 2 542      | 26  | ..                                | ..      | ..  |
| IRAN                | 1      | 13 865     | 27  | 1                    | 13 865     | 22 452     | 27  | ..                                | ..      | ..  |
| JAPAN               | 103    | 31 292     | 19  | 43                   | 11 137     | 20 626     | 23  | 60                                | 20 155  | 16  |
| KOREA (SOUTH)       | 2      | 7 316      | 23  | 1                    | 5 418      | 5 170      | 30  | 1                                 | 1 898   | 16  |
| LATVIA              | 2      | 2 431      | 37  | 1                    | 1 979      | 2 121      | 34  | 1                                 | 452     | 40  |
| MEXICO              | 4      | 65 775     | 25  | 3                    | 64 187     | 56 496     | 26  | 1                                 | 1 588   | 23  |
| NORWAY              | 1      | 198        | 64  | 1                    | 198        | 250        | 64  | ..                                | ..      | ..  |
| PAKISTAN            | 43     | 2 380 488  | 25  | 43                   | 2 380 488  | 4 638 090  | 25  | ..                                | ..      | ..  |
| PORTUGAL            | 1      | 8 721      | 28  | 1                    | 8 721      | 13 665     | 28  | ..                                | ..      | ..  |
| RUSSIA              | 20     | 10 749     | 25  | 3                    | 610        | 117        | 22  | 17                                | 10 139  | 26  |
| SINGAPORE           | 1      | 1 406      | 37  | 1                    | 1 406      | 1 195      | 37  | ..                                | ..      | ..  |
| SOUTH AFRICA        | 1      | 728        | 37  | ..                   | ..         | ..         | ..  | 1                                 | 728     | 37  |
| SPAIN               | 22     | 48 193     | 29  | 10                   | 33 704     | 53 598     | 28  | 12                                | 14 489  | 30  |
| THAILAND            | 3      | 3 383      | 31  | 3                    | 3 383      | 4 708      | 31  | ..                                | ..      | ..  |
| TURKEY              | 31     | 225 772    | 28  | 26                   | 205 973    | 293 128    | 29  | 5                                 | 19 799  | 23  |
| UKRAINE             | 3      | 2 450      | 32  | ..                   | ..         | ..         | ..  | 3                                 | 2 450   | 32  |
| UNITED KINGDOM      | 3      | 2 710      | 33  | ..                   | ..         | ..         | ..  | 3                                 | 2 710   | 33  |
| URUGUAY             | 1      | 797        | 37  | ..                   | ..         | ..         | ..  | 1                                 | 797     | 37  |
| VIETNAM             | 8      | 128 886    | 25  | 6                    | 127 556    | 204 425    | 26  | 2                                 | 1 330   | 21  |
| UNKNOWN             | 18     | 10 801     | 33  | 3                    | 1 876      | 4 254      | 40  | 15                                | 8 925   | 32  |
| TOTALS              | 797    | 16 182 479 | 26  | 646                  | 15 986 160 | 28 071 053 | 26  | 151                               | 196 319 | 24  |

TABLE 8A DISPOSALS - BY REGISTRATION, NATIONALITY OF OWNER AND SHIPTYPE CATEGORY

1999

| REGISTRATION | NATIONALITY              | SHIPTYPE CATEGORY         | DISPOSALS |         |         |     |
|--------------|--------------------------|---------------------------|-----------|---------|---------|-----|
|              |                          |                           | No.       | GT      | Dwt     | Age |
| ARGENTINA    | ARGENTINA                | CHEMICAL                  | 1         | 3 021   | 6 451   | 37  |
| AZERBAIJAN   | AZERBAIJAN               | PASSENGER SHIP            | 1         | 208     | 45      | 35  |
|              | AZERBAIJAN               | OTHER ACTIVITIES          | 1         | 3 544   | 3 491   | 22  |
| BAHAMAS      | BAHAMAS                  | CRUDE OIL TANKER          | 6         | 297 776 | 559 647 | 25  |
|              | BAHAMAS                  | BULK DRY                  | 1         | 15 734  | 27 020  | 25  |
|              | BAHAMAS                  | GENERAL CARGO             | 1         | 13 521  | 17 240  | 20  |
|              | BAHAMAS                  | CONTAINER                 | 5         | 96 825  | 115 157 | 23  |
|              | FRANCE                   | GENERAL CARGO             | 1         | 11 867  | 16 031  | 20  |
|              | FRANCE                   | CONTAINER                 | 2         | 55 646  | 58 524  | 30  |
|              | GREECE                   | GENERAL CARGO             | 1         | 11 491  | 16 291  | 23  |
|              | LIBERIA                  | CRUDE OIL TANKER          | 1         | 158 475 | 339 206 | 23  |
|              | LIBERIA                  | BULK DRY                  | 2         | 25 839  | 42 795  | 24  |
|              | LIBERIA                  | REFRIGERATED CARGO        | 6         | 54 910  | 50 455  | 27  |
|              | NORWAY                   | CRUDE OIL TANKER          | 1         | 133 297 | 274 597 | 25  |
|              | PANAMA                   | BULK DRY                  | 2         | 77 974  | 142 340 | 22  |
|              | PANAMA                   | GENERAL CARGO             | 2         | 28 629  | 44 320  | 24  |
|              | UNITED KINGDOM           | CRUDE OIL TANKER          | 2         | 301 920 | 631 390 | 25  |
|              | UNITED KINGDOM           | BULK DRY                  | 3         | 192 372 | 356 613 | 21  |
|              | UNITED KINGDOM           | GENERAL CARGO             | 2         | 19 267  | 28 997  | 24  |
|              | UNITED KINGDOM           | REFRIGERATED CARGO        | 1         | 8 697   | 6 595   | 31  |
|              | UNITED STATES OF AMERICA | BULK DRY/OIL              | 1         | 69 043  | 127 209 | 25  |
| UNKNOWN      | CRUDE OIL TANKER         | 1                         | 139 150   | 278 928 | 25      |     |
| UNKNOWN      | GENERAL CARGO            | 1                         | 330       | 452     | 34      |     |
| BANGLADESH   | BANGLADESH               | GENERAL CARGO             | 2         | 14 298  | 21 569  | 27  |
| BELGIUM      | BELGIUM                  | TOWING/PUSHING            | 1         | 128     | 128     | 34  |
| BELIZE       | BELIZE                   | BULK DRY                  | 1         | 20 756  | 38 406  | 26  |
|              | BELIZE                   | GENERAL CARGO             | 1         | 5 987   | 8 850   | 20  |
|              | BELIZE                   | FISH CATCHING             | 1         | 298     | 403     | 21  |
|              | EGYPT                    | GENERAL CARGO             | 1         | 3 108   | 4 267   | 26  |
|              | GREECE                   | BULK DRY                  | 1         | 33 950  | 54 615  | 22  |
|              | PANAMA                   | FISH CATCHING             | 1         | 487     | 630     | 33  |
|              | SINGAPORE                | GENERAL CARGO             | 1         | 6 330   | 10 202  | 27  |
|              | SINGAPORE                | CONTAINER                 | 1         | 40 549  | 32 197  | 24  |
|              | UNITED ARAB EMIRATES     | GENERAL CARGO             | 1         | 6 821   | 11 601  | 24  |
|              | UNITED KINGDOM           | CRUDE OIL TANKER          | 1         | 14 057  | 25 604  | 30  |
|              | UNKNOWN                  | OIL PRODUCTS TANKER       | 1         | 12 753  | 21 499  | 31  |
|              | UNKNOWN                  | SELF-DISCHARGING BULK DRY | 1         | 16 416  | 25 362  | 34  |
|              | UNKNOWN                  | REFRIGERATED CARGO        | 1         | 5 199   | 4 572   | 31  |
| BERMUDA      | UNITED KINGDOM           | CRUDE OIL TANKER          | 1         | 130 145 | 270 665 | 25  |
| BOLIVIA      | UNKNOWN                  | GENERAL CARGO             | 1         | 3 765   | 6 035   | 27  |
| BRAZIL       | BRAZIL                   | CRUDE OIL TANKER          | 1         | 18 318  | 28 936  | 26  |
| BULGARIA     | BULGARIA                 | GENERAL CARGO             | 1         | 8 525   | 13 259  | 31  |
|              | BULGARIA                 | REFRIGERATED CARGO        | 1         | 5 942   | 5 170   | 32  |
|              | BULGARIA                 | RO-RO CARGO               | 1         | 2 643   | 2 501   | 29  |



TABLE 8A DISPOSALS - BY REGISTRATION, NATIONALITY OF OWNER AND SHIPTYPE CATEGORY

1999

| REGISTRATION   | NATIONALITY    | SHIPTYPE CATEGORY         | No. | DISPOSALS |           |    | Age |
|----------------|----------------|---------------------------|-----|-----------|-----------|----|-----|
|                |                |                           |     | GT        | Dwt       |    |     |
| CAMBODIA       | MALAYSIA       | GENERAL CARGO             | 1   | 10 042    | 13 740    | 24 |     |
|                | UNKNOWN        | BULK DRY                  | 1   | 11 055    | 18 295    | 21 |     |
|                | UNKNOWN        | GENERAL CARGO             | 2   | 19 743    | 27 829    | 29 |     |
|                | UNKNOWN        | REFRIGERATED CARGO        | 3   | 18 490    | 19 899    | 30 |     |
| CANADA         | CANADA         | SELF-DISCHARGING BULK DRY | 1   | 19 494    | 27 829    | 34 |     |
|                | CANADA         | DREDGING                  | 1   | 1 690     | 1 690     | 73 |     |
| CAYMAN ISLANDS | UNITED KINGDOM | BULK DRY                  | 2   | 100 425   | 183 801   | 23 |     |
| CHILE          | UNITED KINGDOM | OTHER ACTIVITIES          | 1   | 1 588     | 1 236     | 23 |     |
|                | CHILE          | BULK DRY                  | 1   | 13 035    | 22 059    | 24 |     |
|                | CHILE          | FISH CATCHING             | 1   | 318       | 516       | 39 |     |
| CHINA          | CHINA          | BULK DRY                  | 1   | 52 423    | 92 828    | 27 |     |
| CHINA (TAIWAN) | CHINA (TAIWAN) | BULK DRY                  | 1   | 17 619    | 27 748    | 24 |     |
| CROATIA        | LIBERIA        | BULK DRY                  | 1   | 13 656    | 22 614    | 25 |     |
|                | LIBERIA        | GENERAL CARGO             | 2   | 15 038    | 18 650    | 23 |     |
|                | PANAMA         | GENERAL CARGO             | 3   | 35 401    | 40 814    | 22 |     |
|                | SAINT VINCENT  | GENERAL CARGO             | 1   | 624       | 765       | 47 |     |
| CYPRUS         | CYPRUS         | CRUDE OIL TANKER          | 5   | 269 657   | 514 597   | 23 |     |
|                | CYPRUS         | OIL PRODUCTS TANKER       | 1   | 17 007    | 29 990    | 29 |     |
|                | CYPRUS         | BULK DRY                  | 25  | 643 212   | 1 134 806 | 25 |     |
|                | CYPRUS         | BULK DRY/OIL              | 2   | 166 041   | 320 482   | 24 |     |
|                | CYPRUS         | GENERAL CARGO             | 12  | 137 875   | 187 365   | 24 |     |
|                | CYPRUS         | CONTAINER                 | 1   | 26 443    | 23 868    | 22 |     |
|                | GREECE         | BULK DRY                  | 1   | 46 378    | 82 445    | 31 |     |
|                | LIBERIA        | CRUDE OIL TANKER          | 1   | 46 289    | 89 735    | 24 |     |
|                | PANAMA         | BULK DRY                  | 1   | 12 042    | 15 917    | 28 |     |
|                | UNKNOWN        | BULK DRY                  | 2   | 43 939    | 69 244    | 26 |     |
|                | UNKNOWN        | GENERAL CARGO             | 2   | 20 389    | 31 715    | 25 |     |
| DENMARK        | DENMARK        | DREDGING                  | 1   | 215       | 215       | 65 |     |
|                | UNKNOWN        | PASSENGER/RO-RO CARGO     | 1   | 10 350    | 1 745     | 31 |     |
| EGYPT          | EGYPT          | GENERAL CARGO             | 2   | 8 180     | 11 668    | 25 |     |
| ESTONIA        | ESTONIA        | GENERAL CARGO             | 2   | 13 752    | 14 800    | 25 |     |
| FAEROES        | DENMARK        | DREDGING                  | 1   | 428       | 575       | 38 |     |
| GABON          | GERMANY        | BULK DRY                  | 1   | 11 829    | 19 089    | 23 |     |
| GREECE         | GREECE         | CRUDE OIL TANKER          | 1   | 62 093    | 123 348   | 24 |     |
|                | GREECE         | OIL PRODUCTS TANKER       | 4   | 53 718    | 91 590    | 33 |     |
|                | GREECE         | BULK DRY                  | 3   | 160 112   | 300 048   | 24 |     |
|                | GREECE         | GENERAL CARGO             | 1   | 797       | 2 750     | 48 |     |
|                | LIBERIA        | CRUDE OIL TANKER          | 2   | 290 582   | 611 803   | 23 |     |
|                | LIBERIA        | BULK DRY                  | 2   | 72 412    | 149 377   | 24 |     |
|                | LIBERIA        | BULK DRY/OIL              | 1   | 29 749    | 52 492    | 28 |     |
|                | LIBERIA        | CONTAINER                 | 1   | 20 325    | 20 215    | 28 |     |

TABLE 8A DISPOSALS - BY REGISTRATION, NATIONALITY OF OWNER AND SHIPTYPE CATEGORY

1999

| REGISTRATION       | NATIONALITY      | SHIPTYPE CATEGORY   | DISPOSALS |         |         |     |
|--------------------|------------------|---------------------|-----------|---------|---------|-----|
|                    |                  |                     | No.       | GT      | Dwt     | Age |
| GREECE (Continued) | PANAMA           | CRUDE OIL TANKER    | 2         | 196 771 | 395 797 | 25  |
|                    | PANAMA           | BULK DRY            | 4         | 108 008 | 194 519 | 27  |
|                    | PANAMA           | GENERAL CARGO       | 2         | 18 516  | 29 484  | 34  |
| HONDURAS           | CYPRUS           | CRUDE OIL TANKER    | 1         | 44 039  | 83 258  | 25  |
|                    | PANAMA           | GENERAL CARGO       | 1         | 1 273   | 1 840   | 33  |
|                    | UNITED KINGDOM   | GENERAL CARGO       | 1         | 4 909   | 6 013   | 31  |
|                    | UNKNOWN          | CHEMICAL            | 1         | 15 380  | 25 300  | 27  |
|                    | UNKNOWN          | BULK DRY            | 2         | 26 811  | 44 220  | 26  |
|                    | UNKNOWN          | GENERAL CARGO       | 2         | 21 361  | 31 346  | 27  |
| HONG KONG, CHINA   | HONG KONG, CHINA | BULK DRY            | 1         | 64 409  | 118 065 | 24  |
| INDIA              | INDIA            | BULK DRY            | 3         | 76 245  | 134 661 | 23  |
|                    | INDIA            | GENERAL CARGO       | 1         | 13 203  | 20 854  | 18  |
| INDONESIA          | INDONESIA        | GENERAL CARGO       | 3         | 11 568  | 17 682  | 27  |
| IRAN               | IRAN             | BULK DRY            | 2         | 33 392  | 57 448  | 25  |
| ISLE OF MAN        | UNITED KINGDOM   | CRUDE OIL TANKER    | 1         | 153 687 | 317 996 | 23  |
|                    | UNKNOWN          | GENERAL CARGO       | 1         | 17 006  | 24 270  | 22  |
| ITALY              | ITALY            | BULK DRY            | 1         | 30 135  | 54 223  | 24  |
|                    | ITALY            | OTHER DRY CARGO     | 1         | 6 775   | 3 731   | 32  |
| JAPAN              | JAPAN            | CHEMICAL            | 2         | 316     | 545     | 20  |
|                    | JAPAN            | OIL PRODUCTS TANKER | 5         | 768     | 1 415   | 24  |
|                    | JAPAN            | OTHER LIQUIDS       | 3         | 410     | 672     | 25  |
|                    | JAPAN            | OTHER BULK DRY      | 4         | 1 319   | 2 161   | 24  |
|                    | JAPAN            | GENERAL CARGO       | 21        | 6 795   | 14 427  | 19  |
|                    | JAPAN            | CONTAINER           | 1         | 32 416  | 29 194  | 23  |
|                    | JAPAN            | PASSENGER SHIP      | 4         | 883     | 456     | 30  |
|                    | JAPAN            | FISH CATCHING       | 42        | 13 707  | 15 380  | 15  |
|                    | JAPAN            | OTHER FISHING       | 2         | 482     | 735     | 19  |
|                    | JAPAN            | RESEARCH            | 1         | 253     | 253     | 18  |
|                    | JAPAN            | TOWING/PUSHING      | 1         | 292     | 253     | 29  |
|                    | JAPAN            | DREDGING            | 3         | 843     | 1 911   | 13  |
|                    | JAPAN            | OTHER ACTIVITIES    | 7         | 3 643   | 3 611   | 22  |
|                    | UNKNOWN          | OTHER LIQUIDS       | 1         | 134     | 220     | 41  |
|                    | UNKNOWN          | OTHER BULK DRY      | 1         | 166     | 109     | 31  |
|                    | UNKNOWN          | GENERAL CARGO       | 2         | 346     | 621     | 25  |
| UNKNOWN            | FISH CATCHING    | 4                   | 935       | 935     | 19      |     |
| KOREA (NORTH)      | KOREA (NORTH)    | GENERAL CARGO       | 2         | 15 825  | 23 552  | 27  |
|                    | UNKNOWN          | BULK DRY            | 1         | 23 573  | 49 898  | 23  |
| KOREA (SOUTH)      | KOREA (SOUTH)    | BULK DRY            | 1         | 10 429  | 17 351  | 27  |
| KUWAIT             | UNKNOWN          | GENERAL CARGO       | 1         | 15 455  | 23 841  | 24  |
| LATVIA             | LATVIA           | FISH CATCHING       | 1         | 452     | 305     | 40  |
| LEBANON            | LEBANON          | BULK DRY            | 1         | 36 086  | 61 767  | 26  |

TABLE 8A DISPOSALS - BY REGISTRATION, NATIONALITY OF OWNER AND SHIPTYPE CATEGORY

1999

| REGISTRATION     | NATIONALITY      | SHIPTYPE CATEGORY       | DISPOSALS        |         |           |         |
|------------------|------------------|-------------------------|------------------|---------|-----------|---------|
|                  |                  |                         | No.              | GT      | Dwt       | Age     |
| LIBERIA          | HONG KONG, CHINA | BULK DRY                | 1                | 64 618  | 118 455   | 22      |
|                  | AUSTRALIA        | BULK DRY                | 1                | 26 032  | 45 428    | 21      |
|                  | GREECE           | CRUDE OIL TANKER        | 1                | 114 458 | 234 164   | 23      |
|                  | LIBERIA          | LPG TANKER              | 2                | 24 731  | 26 583    | 34      |
|                  | LIBERIA          | CRUDE OIL TANKER        | 7                | 842 905 | 1 724 568 | 25      |
|                  | LIBERIA          | OIL PRODUCTS TANKER     | 3                | 52 165  | 93 998    | 25      |
|                  | LIBERIA          | BULK DRY                | 8                | 293 808 | 534 818   | 24      |
|                  | LIBERIA          | BULK DRY/OIL            | 1                | 89 468  | 168 937   | 24      |
|                  | LIBERIA          | OTHER BULK DRY          | 2                | 75 150  | 88 965    | 23      |
|                  | LIBERIA          | GENERAL CARGO           | 3                | 37 034  | 56 276    | 23      |
|                  | LIBERIA          | CONTAINER               | 2                | 42 556  | 44 886    | 28      |
|                  | LIBERIA          | RO-RO CARGO             | 1                | 14 433  | 6 049     | 21      |
|                  | LIBERIA          | OTHER DRY CARGO         | 1                | 36 021  | 49 059    | 30      |
|                  | MARSHALL ISLANDS | CRUDE OIL TANKER        | 4                | 309 062 | 549 408   | 24      |
|                  | PANAMA           | BULK DRY                | 2                | 104 520 | 196 885   | 23      |
|                  | UNITED KINGDOM   | CRUDE OIL TANKER        | 1                | 188 018 | 390 039   | 23      |
|                  | MALAYSIA         | MALAYSIA                | CRUDE OIL TANKER | 1       | 59 602    | 102 719 |
| MALAYSIA         |                  | CONTAINER               | 1                | 10 503  | 12 300    | 27      |
| MALDIVE ISLANDS  | MALDIVE ISLANDS  | GENERAL CARGO           | 7                | 41 749  | 63 912    | 30      |
| MALTA            | CHINA            | BULK DRY                | 1                | 74 966  | 139 346   | 23      |
|                  | CYPRUS           | BULK DRY/OIL            | 1                | 89 547  | 169 317   | 25      |
|                  | LATVIA           | REFRIGERATED CARGO      | 5                | 31 955  | 29 400    | 24      |
|                  | MALTA            | CRUDE OIL TANKER        | 9                | 478 943 | 914 894   | 24      |
|                  | MALTA            | OIL PRODUCTS TANKER     | 5                | 207 938 | 382 836   | 25      |
|                  | MALTA            | BULK DRY                | 23               | 491 815 | 839 041   | 25      |
|                  | MALTA            | BULK DRY/OIL            | 1                | 60 482  | 102 538   | 24      |
|                  | MALTA            | GENERAL CARGO           | 13               | 137 453 | 184 302   | 26      |
|                  | MALTA            | PASSENGER/GENERAL CARGO | 1                | 3 338   | 683       | 35      |
|                  | MALTA            | CONTAINER               | 1                | 17 264  | 16 324    | 20      |
|                  | MALTA            | REFRIGERATED CARGO      | 2                | 19 751  | 21 629    | 28      |
|                  | MALTA            | PASSENGER (CRUISE)      | 1                | 21 370  | 8 836     | 45      |
|                  | UNKNOWN          | CRUDE OIL TANKER        | 1                | 67 274  | 134 372   | 24      |
| MARSHALL ISLANDS | HONG KONG, CHINA | BULK DRY                | 1                | 19 530  | 34 995    | 23      |
|                  | LIBERIA          | CRUDE OIL TANKER        | 2                | 261 078 | 538 202   | 25      |
|                  | MARSHALL ISLANDS | BULK DRY                | 1                | 19 355  | 32 377    | 27      |
| MAURITIUS        | MAURITIUS        | GENERAL CARGO           | 3                | 26 067  | 30 310    | 30      |
| NETHERLANDS      | NETHERLANDS      | DREDGING                | 1                | 1 489   | 1 489     | 23      |
| NIGERIA          | NIGERIA          | GENERAL CARGO           | 1                | 8 939   | 15 017    | 27      |
| NORWAY           | NORWAY           | GENERAL CARGO           | 1                | 198     | 250       | 64      |
| NORWAY (NIS)     | NORWAY           | CHEMICAL                | 1                | 15 483  | 25 200    | 25      |
|                  | NORWAY           | CRUDE OIL TANKER        | 6                | 543 740 | 1 092 964 | 25      |
|                  | UNITED KINGDOM   | CRUDE OIL TANKER        | 1                | 169 658 | 357 647   | 22      |
|                  | UNKNOWN          | CRUDE OIL TANKER        | 1                | 71 490  | 138 367   | 25      |

TABLE 8A DISPOSALS - BY REGISTRATION, NATIONALITY OF OWNER AND SHIPTYPE CATEGORY

1999

| REGISTRATION             | NATIONALITY        | SHIPTYPE CATEGORY   | DISPOSALS |         |         |     |
|--------------------------|--------------------|---------------------|-----------|---------|---------|-----|
|                          |                    |                     | No.       | GT      | Dwt     | Age |
| PANAMA                   | HONG KONG, CHINA   | BULK DRY            | 1         | 33 057  | 54 645  | 23  |
|                          | HONG KONG, CHINA   | GENERAL CARGO       | 1         | 3 685   | 6 515   | 24  |
|                          | BAHAMAS            | GENERAL CARGO       | 1         | 9 392   | 15 250  | 30  |
|                          | CHINA              | OTHER FISHING       | 1         | 14 271  | 10 043  | 30  |
|                          | CYPRUS             | BULK DRY            | 1         | 6 761   | 12 020  | 25  |
|                          | GREECE             | BULK DRY            | 3         | 50 747  | 86 113  | 26  |
|                          | GREECE             | GENERAL CARGO       | 1         | 8 729   | 14 955  | 29  |
|                          | LIBERIA            | CRUDE OIL TANKER    | 1         | 114 174 | 233 478 | 25  |
|                          | LIBERIA            | BULK DRY            | 6         | 140 647 | 242 870 | 26  |
|                          | LIBERIA            | BULK DRY/OIL        | 1         | 83 712  | 138 842 | 23  |
|                          | LIBERIA            | GENERAL CARGO       | 1         | 9 883   | 12 661  | 29  |
|                          | LIBERIA            | CONTAINER           | 2         | 25 639  | 31 308  | 28  |
|                          | MALTA              | BULK DRY            | 1         | 20 464  | 34 241  | 28  |
|                          | MALTA              | GENERAL CARGO       | 1         | 869     | 1 016   | 28  |
|                          | PANAMA             | LPG TANKER          | 1         | 1 406   | 1 195   | 37  |
|                          | PANAMA             | CRUDE OIL TANKER    | 6         | 434 198 | 860 979 | 26  |
|                          | PANAMA             | OIL PRODUCTS TANKER | 2         | 48 569  | 87 579  | 26  |
|                          | PANAMA             | BULK DRY            | 20        | 435 305 | 745 548 | 25  |
|                          | PANAMA             | OTHER BULK DRY      | 2         | 70 479  | 88 798  | 25  |
|                          | PANAMA             | GENERAL CARGO       | 19        | 173 257 | 269 412 | 27  |
|                          | PANAMA             | CONTAINER           | 12        | 169 406 | 190 446 | 25  |
|                          | PANAMA             | REFRIGERATED CARGO  | 8         | 62 135  | 64 370  | 27  |
|                          | PANAMA             | RO-RO CARGO         | 2         | 13 359  | 12 008  | 25  |
|                          | PANAMA             | OTHER DRY CARGO     | 1         | 13 058  | 7 323   | 32  |
|                          | PANAMA             | OTHER FISHING       | 1         | 9 850   | 9 087   | 25  |
|                          | SINGAPORE          | OTHER BULK DRY      | 1         | 17 756  | 23 495  | 25  |
|                          | SINGAPORE          | CONTAINER           | 2         | 42 426  | 50 738  | 26  |
|                          | SWITZERLAND        | CONTAINER           | 1         | 26 962  | 23 942  | 22  |
|                          | SWITZERLAND        | OTHER DRY CARGO     | 1         | 2 844   | 2 018   | 33  |
|                          | UKRAINE            | GENERAL CARGO       | 1         | 8 062   | 10 070  | 25  |
|                          | UNITED KINGDOM     | CHEMICAL            | 1         | 17 851  | 29 990  | 29  |
|                          | UNITED KINGDOM     | CRUDE OIL TANKER    | 1         | 13 434  | 22 861  | 25  |
|                          | UNITED KINGDOM     | OIL PRODUCTS TANKER | 1         | 3 077   | 4 399   | 37  |
| UNITED STATES OF AMERICA | BULK DRY           | 1                   | 36 454    | 66 091  | 24      |     |
| UNKNOWN                  | CONTAINER          | 3                   | 33 897    | 37 410  | 22      |     |
| UNKNOWN                  | REFRIGERATED CARGO | 1                   | 10 103    | 10 963  | 27      |     |
| PHILIPPINES              | UNKNOWN            | CONTAINER           | 1         | 14 466  | 21 357  | 26  |
| POLAND                   | POLAND             | BULK DRY            | 3         | 59 516  | 93 679  | 26  |
|                          | POLAND             | FISH CATCHING       | 1         | 2 933   | 1 376   | 23  |
| PORTUGAL                 | UNKNOWN            | FISH CATCHING       | 1         | 767     | 509     | 41  |
| ROMANIA                  | ROMANIA            | BULK DRY            | 13        | 246 262 | 398 553 | 24  |
|                          | ROMANIA            | GENERAL CARGO       | 2         | 14 880  | 19 737  | 20  |
|                          | UNKNOWN            | GENERAL CARGO       | 3         | 29 984  | 40 700  | 20  |
| RUSSIA                   | RUSSIA             | BULK DRY/OIL        | 1         | 65 819  | 116 283 | 21  |
|                          | RUSSIA             | GENERAL CARGO       | 8         | 50 191  | 65 783  | 30  |
|                          | RUSSIA             | REFRIGERATED CARGO  | 2         | 10 656  | 9 564   | 30  |
|                          | RUSSIA             | PASSENGER (CRUISE)  | 2         | 11 428  | 4 118   | 32  |
|                          | RUSSIA             | PASSENGER SHIP      | 4         | 6 364   | 2 176   | 25  |

TABLE 8A DISPOSALS - BY REGISTRATION, NATIONALITY OF OWNER AND SHIPTYPE CATEGORY

1999

| REGISTRATION       | NATIONALITY      | SHIPTYPE CATEGORY     | DISPOSALS |         |         |     |
|--------------------|------------------|-----------------------|-----------|---------|---------|-----|
|                    |                  |                       | No.       | GT      | Dwt     | Age |
| RUSSIA (Continued) | RUSSIA           | FISH CATCHING         | 19        | 32 423  | 16 647  | 25  |
|                    | RUSSIA           | OTHER FISHING         | 5         | 41 298  | 34 984  | 25  |
|                    | RUSSIA           | TOWING/PUSHING        | 5         | 790     | 217     | 32  |
|                    | RUSSIA           | OTHER ACTIVITIES      | 2         | 404     | 611     | 20  |
|                    | UNKNOWN          | FISH CATCHING         | 1         | 169     | 94      | 29  |
|                    | UNKNOWN          | OTHER FISHING         | 1         | 5 801   | 5 816   | 19  |
|                    | UNKNOWN          | TOWING/PUSHING        | 1         | 1 326   | 336     | 23  |
| SAINT VINCENT      | HONG KONG, CHINA | BULK DRY              | 1         | 19 692  | 34 995  | 24  |
|                    | CYPRUS           | FISH CATCHING         | 1         | 3 990   | 2 119   | 20  |
|                    | JAPAN            | OTHER DRY CARGO       | 1         | 37 464  | 40 796  | 14  |
|                    | LIBERIA          | CRUDE OIL TANKER      | 2         | 178 815 | 351 668 | 25  |
|                    | LIBERIA          | BULK DRY              | 11        | 280 382 | 495 235 | 26  |
|                    | LIBERIA          | GENERAL CARGO         | 3         | 27 922  | 38 622  | 26  |
|                    | LIBERIA          | REFRIGERATED CARGO    | 1         | 6 627   | 9 340   | 26  |
|                    | LIBERIA          | FISH CATCHING         | 1         | 2 542   | 1 212   | 24  |
|                    | MALTA            | BULK DRY              | 3         | 41 706  | 69 626  | 28  |
|                    | MALTA            | GENERAL CARGO         | 1         | 12 030  | 14 930  | 21  |
|                    | MARSHALL ISLANDS | GENERAL CARGO         | 2         | 27 305  | 28 134  | 20  |
|                    | PANAMA           | CRUDE OIL TANKER      | 1         | 126 625 | 254 735 | 25  |
|                    | PANAMA           | GENERAL CARGO         | 2         | 15 782  | 22 661  | 26  |
|                    | PANAMA           | REFRIGERATED CARGO    | 1         | 8 479   | 11 300  | 24  |
|                    | POLAND           | GENERAL CARGO         | 1         | 8 295   | 11 625  | 28  |
|                    | SAINT VINCENT    | BULK DRY              | 2         | 52 686  | 92 676  | 25  |
|                    | SAINT VINCENT    | OTHER BULK DRY        | 1         | 2 155   | 3 009   | 46  |
|                    | SAINT VINCENT    | GENERAL CARGO         | 12        | 76 322  | 108 414 | 27  |
|                    | SAINT VINCENT    | REFRIGERATED CARGO    | 1         | 6 478   | 5 656   | 20  |
|                    | SAINT VINCENT    | PASSENGER/RO-RO CARGO | 1         | 11 110  | 1 600   | 27  |
|                    | SAINT VINCENT    | FISH CATCHING         | 1         | 3 971   | 2 119   | 14  |
|                    | SINGAPORE        | GENERAL CARGO         | 1         | 8 924   | 14 935  | 29  |
|                    | UKRAINE          | GENERAL CARGO         | 1         | 11 837  | 16 618  | 25  |
|                    | UNITED KINGDOM   | BULK DRY              | 2         | 101 190 | 188 624 | 24  |
|                    | UNITED KINGDOM   | BULK DRY/OIL          | 1         | 42 825  | 78 075  | 25  |
|                    | UNITED KINGDOM   | GENERAL CARGO         | 6         | 64 698  | 95 314  | 27  |
|                    | UNITED KINGDOM   | CONTAINER             | 1         | 56 822  | 47 442  | 27  |
|                    | UNITED KINGDOM   | PASSENGER/RO-RO CARGO | 2         | 26 804  | 21 598  | 30  |
|                    | UNITED KINGDOM   | FISH CATCHING         | 1         | 2 811   | 1 268   | 29  |
|                    | UNKNOWN          | BULK DRY              | 1         | 88 174  | 165 040 | 26  |
|                    | UNKNOWN          | BULK DRY/OIL          | 1         | 43 386  | 78 075  | 25  |
|                    | UNKNOWN          | GENERAL CARGO         | 1         | 8 701   | 12 038  | 29  |
|                    | UNKNOWN          | REFRIGERATED CARGO    | 2         | 17 394  | 13 220  | 30  |
| SAUDI ARABIA       | SAUDI ARABIA     | OTHER BULK DRY        | 1         | 11 669  | 20 357  | 32  |
|                    | SAUDI ARABIA     | GENERAL CARGO         | 1         | 11 004  | 14 800  | 28  |
| SINGAPORE          | SINGAPORE        | GENERAL CARGO         | 4         | 44 875  | 55 414  | 25  |
|                    | SINGAPORE        | CONTAINER             | 3         | 39 736  | 48 849  | 24  |
|                    | UNKNOWN          | GENERAL CARGO         | 2         | 7 974   | 12 927  | 27  |
| SOUTH AFRICA       | SOUTH AFRICA     | FISH CATCHING         | 1         | 728     | 527     | 37  |

TABLE 8A DISPOSALS - BY REGISTRATION, NATIONALITY OF OWNER AND SHIPTYPE CATEGORY

1999

| REGISTRATION             | NATIONALITY              | SHIPTYPE CATEGORY   | DISPOSALS |         |         |     |
|--------------------------|--------------------------|---------------------|-----------|---------|---------|-----|
|                          |                          |                     | No.       | GT      | Dwt     | Age |
| SPAIN                    | PERU                     | FISH CATCHING       | 1         | 140     | 91      | 26  |
|                          | SPAIN                    | FISH CATCHING       | 8         | 2 411   | 2 407   | 29  |
|                          | SPAIN                    | OTHER ACTIVITIES    | 2         | 2 010   | 2 622   | 33  |
|                          | UNKNOWN                  | GENERAL CARGO       | 1         | 728     | 1 050   | 32  |
|                          | UNKNOWN                  | FISH CATCHING       | 6         | 1 183   | 1 044   | 37  |
| SPAIN (CSR)              | SPAIN                    | CHEMICAL            | 1         | 1 174   | 1 940   | 30  |
| SWEDEN                   | UNKNOWN                  | OTHER OFFSHORE      | 1         | 622     | 622     | 37  |
| SYRIA                    | SYRIA                    | GENERAL CARGO       | 2         | 13 631  | 21 128  | 34  |
| TANZANIA                 | TANZANIA                 | GENERAL CARGO       | 1         | 2 763   | 3 134   | 35  |
| THAILAND                 | THAILAND                 | LPG TANKER          | 1         | 587     | 532     | 23  |
|                          | THAILAND                 | OIL PRODUCTS TANKER | 2         | 2 796   | 4 176   | 35  |
|                          | THAILAND                 | GENERAL CARGO       | 1         | 9 126   | 15 210  | 22  |
| TURKEY                   | TURKEY                   | BULK DRY            | 3         | 86 820  | 159 131 | 25  |
|                          | TURKEY                   | GENERAL CARGO       | 2         | 18 724  | 33 075  | 32  |
|                          | TURKEY                   | PASSENGER SHIP      | 1         | 780     | 780     | 38  |
|                          | UNKNOWN                  | BULK DRY            | 1         | 16 796  | 26 453  | 27  |
|                          | UNKNOWN                  | BULK DRY            | 1         | 16 796  | 26 453  | 27  |
| UKRAINE                  | UKRAINE                  | BULK DRY            | 1         | 15 771  | 22 896  | 30  |
|                          | UKRAINE                  | GENERAL CARGO       | 2         | 19 717  | 25 170  | 30  |
|                          | UKRAINE                  | REFRIGERATED CARGO  | 2         | 18 792  | 16 930  | 29  |
|                          | UKRAINE                  | PASSENGER (CRUISE)  | 1         | 3 908   | 2 254   | 42  |
|                          | UKRAINE                  | FISH CATCHING       | 5         | 14 730  | 8 195   | 20  |
|                          | UKRAINE                  | DREDGING            | 2         | 1 861   | 1 234   | 30  |
|                          | UKRAINE                  | OTHER ACTIVITIES    | 2         | 8 207   | 10 860  | 42  |
| UNITED ARAB EMIRATES     | UNITED ARAB EMIRATES     | CRUDE OIL TANKER    | 1         | 122 960 | 256 387 | 27  |
|                          | UNITED ARAB EMIRATES     | GENERAL CARGO       | 1         | 3 958   | 6 174   | 29  |
|                          | UNKNOWN                  | CRUDE OIL TANKER    | 2         | 166 358 | 336 991 | 29  |
|                          | UNKNOWN                  | CONTAINER           | 1         | 14 539  | 15 763  | 31  |
| UNITED KINGDOM           | UNITED KINGDOM           | OTHER BULK DRY      | 1         | 749     | 1 052   | 39  |
|                          | UNITED KINGDOM           | CONTAINER           | 2         | 55 670  | 57 588  | 30  |
|                          | UNITED KINGDOM           | DREDGING            | 4         | 6 076   | 7 673   | 29  |
|                          | UNITED KINGDOM           | OTHER ACTIVITIES    | 2         | 1 896   | 3 252   | 36  |
|                          | UNKNOWN                  | OIL PRODUCTS TANKER | 1         | 13 340  | 22 333  | 25  |
| UNITED STATES OF AMERICA | UNITED STATES OF AMERICA | CHEMICAL            | 1         | 19 046  | 37 702  | 29  |
|                          | UNITED STATES OF AMERICA | OIL PRODUCTS TANKER | 2         | 40 221  | 68 007  | 34  |
|                          | UNITED STATES OF AMERICA | CONTAINER           | 3         | 64 187  | 56 496  | 26  |
| VANUATU                  | PANAMA                   | REFRIGERATED CARGO  | 1         | 7 577   | 7 676   | 21  |
|                          | VANUATU                  | BULK DRY            | 1         | 20 512  | 34 196  | 26  |
| VIETNAM                  | VIETNAM                  | GENERAL CARGO       | 1         | 166     | 200     | 11  |
|                          | VIETNAM                  | FISH CATCHING       | 2         | 1 330   | 790     | 21  |

TABLE 8B DISPOSALS - BY NATIONALITY OF OWNER, REGISTRATION AND SHIPTYPE CATEGORY

1999

| NATIONALITY    | REGISTRATION   | SHIPTYPE CATEGORY         | No.                | DISPOSALS |           |     |
|----------------|--|---------------------------|--------------------|-----------|-----------|-----|
|                |  |                           |                    | GT        | Dwt       | Age |
| ARGENTINA      | ARGENTINA  | CHEMICAL                  | 1                  | 3 021     | 6 451     | 37  |
| AUSTRALIA      | LIBERIA  | BULK DRY                  | 1                  | 26 032    | 45 428    | 21  |
| AZERBAIJAN     | AZERBAIJAN<br>AZERBAIJAN   | PASSENGER SHIP            | 1                  | 208       | 45        | 35  |
|                |  | OTHER ACTIVITIES          | 1                  | 3 544     | 3 491     | 22  |
| BAHAMAS        | BAHAMAS<br>BAHAMAS<br>BAHAMAS<br>BAHAMAS<br>PANAMA   | CRUDE OIL TANKER          | 6                  | 297 776   | 559 647   | 25  |
|                |  | BULK DRY                  | 1                  | 15 734    | 27 020    | 25  |
|                |  | GENERAL CARGO             | 1                  | 13 521    | 17 240    | 20  |
|                |  | CONTAINER                 | 5                  | 96 825    | 115 157   | 23  |
|                |  | GENERAL CARGO             | 1                  | 9 392     | 15 250    | 30  |
| BANGLADESH     | BANGLADESH   | GENERAL CARGO             | 2                  | 14 298    | 21 569    | 27  |
| BELGIUM        | BELGIUM  | TOWING/PUSHING            | 1                  | 128       | 128       | 34  |
| BELIZE         | BELIZE<br>BELIZE<br>BELIZE   | BULK DRY                  | 1                  | 20 756    | 38 406    | 26  |
|                |  | GENERAL CARGO             | 1                  | 5 987     | 8 850     | 20  |
|                |  | FISH CATCHING             | 1                  | 298       | 403       | 21  |
| BRAZIL         | BRAZIL   | CRUDE OIL TANKER          | 1                  | 18 318    | 28 936    | 26  |
| BULGARIA       | BULGARIA<br>BULGARIA<br>BULGARIA   | GENERAL CARGO             | 1                  | 8 525     | 13 259    | 31  |
|                |  | REFRIGERATED CARGO        | 1                  | 5 942     | 5 170     | 32  |
|                |  | RO-RO CARGO               | 1                  | 2 643     | 2 501     | 29  |
| CANADA         | CANADA<br>CANADA   | SELF-DISCHARGING BULK DRY | 1                  | 19 494    | 27 829    | 34  |
|                |  | DREDGING                  | 1                  | 1 690     | 1 690     | 73  |
| CHILE          | CHILE<br>CHILE   | BULK DRY                  | 1                  | 13 035    | 22 059    | 24  |
|                |  | FISH CATCHING             | 1                  | 318       | 516       | 39  |
| CHINA          | CHINA<br>MALTA<br>PANAMA   | BULK DRY                  | 1                  | 52 423    | 92 828    | 27  |
|                |  | BULK DRY                  | 1                  | 74 966    | 139 346   | 23  |
|                |  | OTHER FISHING             | 1                  | 14 271    | 10 043    | 30  |
| CHINA (TAIWAN) | CHINA (TAIWAN)   | BULK DRY                  | 1                  | 17 619    | 27 748    | 24  |
| CYPRUS         | CYPRUS<br>CYPRUS<br>CYPRUS<br>CYPRUS<br>CYPRUS<br>CYPRUS<br>HONDURAS<br>MALTA<br>PANAMA<br>SAINT VINCENT | CRUDE OIL TANKER          | 5                  | 269 657   | 514 597   | 23  |
|                |  | OIL PRODUCTS TANKER       | 1                  | 17 007    | 29 990    | 29  |
|                |  | BULK DRY                  | 25                 | 643 212   | 1 134 806 | 25  |
|                |  | BULK DRY/OIL              | 2                  | 166 041   | 320 482   | 24  |
|                |  | GENERAL CARGO             | 12                 | 137 875   | 187 365   | 24  |
|                |  | CONTAINER                 | 1                  | 26 443    | 23 868    | 22  |
|                |  | CRUDE OIL TANKER          | 1                  | 44 039    | 83 258    | 25  |
|                |  | BULK DRY/OIL              | 1                  | 89 547    | 169 317   | 25  |
|                |  | BULK DRY                  | 1                  | 6 761     | 12 020    | 25  |
|                |  | FISH CATCHING             | 1                  | 3 990     | 2 119     | 20  |
|                |  | DENMARK                   | FAEROES<br>DENMARK | DREDGING  | 1         | 428 |
| DREDGING       | 1  |                           |                    | 215       | 215       | 65  |

TABLE 8B DISPOSALS - BY NATIONALITY OF OWNER, REGISTRATION AND SHIPTYPE CATEGORY

1999

| NATIONALITY      | REGISTRATION     | SHIPTYPE CATEGORY   | No. | DISPOSALS |         |     |
|------------------|------------------|---------------------|-----|-----------|---------|-----|
|                  |                  |                     |     | GT        | Dwt     | Age |
| EGYPT            | BELIZE           | GENERAL CARGO       | 1   | 3 108     | 4 267   | 26  |
|                  | EGYPT            | GENERAL CARGO       | 2   | 8 180     | 11 668  | 25  |
| ESTONIA          | ESTONIA          | GENERAL CARGO       | 2   | 13 752    | 14 800  | 25  |
| FRANCE           | BAHAMAS          | GENERAL CARGO       | 1   | 11 867    | 16 031  | 20  |
|                  | BAHAMAS          | CONTAINER           | 2   | 55 646    | 58 524  | 30  |
| GERMANY          | GABON            | BULK DRY            | 1   | 11 829    | 19 089  | 23  |
| GREECE           | BAHAMAS          | GENERAL CARGO       | 1   | 11 491    | 16 291  | 23  |
|                  | BELIZE           | BULK DRY            | 1   | 33 950    | 54 615  | 22  |
|                  | CYPRUS           | BULK DRY            | 1   | 46 378    | 82 445  | 31  |
|                  | GREECE           | CRUDE OIL TANKER    | 1   | 62 093    | 123 348 | 24  |
|                  | GREECE           | OIL PRODUCTS TANKER | 4   | 53 718    | 91 590  | 33  |
|                  | GREECE           | BULK DRY            | 3   | 160 112   | 300 048 | 24  |
|                  | GREECE           | GENERAL CARGO       | 1   | 797       | 2 750   | 48  |
|                  | LIBERIA          | CRUDE OIL TANKER    | 1   | 114 458   | 234 164 | 23  |
|                  | PANAMA           | BULK DRY            | 3   | 50 747    | 86 113  | 26  |
|                  | PANAMA           | GENERAL CARGO       | 1   | 8 729     | 14 955  | 29  |
| HONG KONG, CHINA | HONG KONG, CHINA | BULK DRY            | 1   | 64 409    | 118 065 | 24  |
|                  | LIBERIA          | BULK DRY            | 1   | 64 618    | 118 455 | 22  |
|                  | MARSHALL ISLANDS | BULK DRY            | 1   | 19 530    | 34 995  | 23  |
|                  | PANAMA           | BULK DRY            | 1   | 33 057    | 54 645  | 23  |
|                  | PANAMA           | GENERAL CARGO       | 1   | 3 685     | 6 515   | 24  |
|                  | SAINT VINCENT    | BULK DRY            | 1   | 19 692    | 34 995  | 24  |
| INDIA            | INDIA            | BULK DRY            | 3   | 76 245    | 134 661 | 23  |
|                  | INDIA            | GENERAL CARGO       | 1   | 13 203    | 20 854  | 18  |
| INDONESIA        | INDONESIA        | GENERAL CARGO       | 3   | 11 568    | 17 682  | 27  |
| IRAN             | IRAN             | BULK DRY            | 2   | 33 392    | 57 448  | 25  |
| ITALY            | ITALY            | BULK DRY            | 1   | 30 135    | 54 223  | 24  |
|                  | ITALY            | OTHER DRY CARGO     | 1   | 6 775     | 3 731   | 32  |
| JAPAN            | JAPAN            | CHEMICAL            | 2   | 316       | 545     | 20  |
|                  | JAPAN            | OIL PRODUCTS TANKER | 5   | 768       | 1 415   | 24  |
|                  | JAPAN            | OTHER LIQUIDS       | 3   | 410       | 672     | 25  |
|                  | JAPAN            | OTHER BULK DRY      | 4   | 1 319     | 2 161   | 24  |
|                  | JAPAN            | GENERAL CARGO       | 21  | 6 795     | 14 427  | 19  |
|                  | JAPAN            | CONTAINER           | 1   | 32 416    | 29 194  | 23  |
|                  | JAPAN            | PASSENGER SHIP      | 4   | 883       | 456     | 30  |
|                  | JAPAN            | FISH CATCHING       | 42  | 13 707    | 15 380  | 15  |
|                  | JAPAN            | OTHER FISHING       | 2   | 482       | 735     | 19  |
|                  | JAPAN            | RESEARCH            | 1   | 253       | 253     | 18  |
|                  | JAPAN            | TOWING/PUSHING      | 1   | 292       | 253     | 29  |
|                  | JAPAN            | DREDGING            | 3   | 843       | 1 911   | 13  |
|                  | JAPAN            | OTHER ACTIVITIES    | 7   | 3 643     | 3 611   | 22  |
|                  | SAINT VINCENT    | OTHER DRY CARGO     | 1   | 37 464    | 40 796  | 14  |



TABLE 8B DISPOSALS - BY NATIONALITY OF OWNER, REGISTRATION AND SHIPTYPE CATEGORY

1999

| NATIONALITY     | REGISTRATION     | SHIPTYPE CATEGORY   | DISPOSALS |         |           |     |
|-----------------|------------------|---------------------|-----------|---------|-----------|-----|
|                 |                  |                     | No.       | GT      | Dwt       | Age |
| KOREA (NORTH)   | KOREA (NORTH)    | GENERAL CARGO       | 2         | 15 825  | 23 552    | 27  |
| KOREA (SOUTH)   | KOREA (SOUTH)    | BULK DRY            | 1         | 10 429  | 17 351    | 27  |
| LATVIA          | LATVIA           | FISH CATCHING       | 1         | 452     | 305       | 40  |
|                 | MALTA            | REFRIGERATED CARGO  | 5         | 31 955  | 29 400    | 24  |
| LEBANON         | LEBANON          | BULK DRY            | 1         | 36 086  | 61 767    | 26  |
| LIBERIA         | BAHAMAS          | CRUDE OIL TANKER    | 1         | 158 475 | 339 206   | 23  |
|                 | BAHAMAS          | BULK DRY            | 2         | 25 839  | 42 795    | 24  |
|                 | BAHAMAS          | REFRIGERATED CARGO  | 6         | 54 910  | 50 455    | 27  |
|                 | CROATIA          | BULK DRY            | 1         | 13 656  | 22 614    | 25  |
|                 | CROATIA          | GENERAL CARGO       | 2         | 15 038  | 18 650    | 23  |
|                 | CYPRUS           | CRUDE OIL TANKER    | 1         | 46 289  | 89 735    | 24  |
|                 | GREECE           | CRUDE OIL TANKER    | 2         | 290 582 | 611 803   | 23  |
|                 | GREECE           | BULK DRY            | 2         | 72 412  | 149 377   | 24  |
|                 | GREECE           | BULK DRY/OIL        | 1         | 29 749  | 52 492    | 28  |
|                 | GREECE           | CONTAINER           | 1         | 20 325  | 20 215    | 28  |
|                 | LIBERIA          | LPG TANKER          | 2         | 24 731  | 26 583    | 34  |
|                 | LIBERIA          | CRUDE OIL TANKER    | 7         | 842 905 | 1 724 568 | 25  |
|                 | LIBERIA          | OIL PRODUCTS TANKER | 3         | 52 165  | 93 998    | 25  |
|                 | LIBERIA          | BULK DRY            | 8         | 293 808 | 534 818   | 24  |
|                 | LIBERIA          | BULK DRY/OIL        | 1         | 89 468  | 168 937   | 24  |
|                 | LIBERIA          | OTHER BULK DRY      | 2         | 75 150  | 88 965    | 23  |
|                 | LIBERIA          | GENERAL CARGO       | 3         | 37 034  | 56 276    | 23  |
|                 | LIBERIA          | CONTAINER           | 2         | 42 556  | 44 886    | 28  |
|                 | LIBERIA          | RO-RO CARGO         | 1         | 14 433  | 6 049     | 21  |
|                 | LIBERIA          | OTHER DRY CARGO     | 1         | 36 021  | 49 059    | 30  |
|                 | MARSHALL ISLANDS | CRUDE OIL TANKER    | 2         | 261 078 | 538 202   | 25  |
|                 | PANAMA           | CRUDE OIL TANKER    | 1         | 114 174 | 233 478   | 25  |
|                 | PANAMA           | BULK DRY            | 6         | 140 647 | 242 870   | 26  |
|                 | PANAMA           | BULK DRY/OIL        | 1         | 83 712  | 138 842   | 23  |
|                 | PANAMA           | GENERAL CARGO       | 1         | 9 883   | 12 661    | 29  |
|                 | PANAMA           | CONTAINER           | 2         | 25 639  | 31 308    | 28  |
|                 | SAINT VINCENT    | CRUDE OIL TANKER    | 2         | 178 815 | 351 668   | 25  |
|                 | SAINT VINCENT    | BULK DRY            | 11        | 280 382 | 495 235   | 26  |
|                 | SAINT VINCENT    | GENERAL CARGO       | 3         | 27 922  | 38 622    | 26  |
|                 | SAINT VINCENT    | REFRIGERATED CARGO  | 1         | 6 627   | 9 340     | 26  |
| SAINT VINCENT   | FISH CATCHING    | 1                   | 2 542     | 1 212   | 24        |     |
| UNKNOWN         | GENERAL CARGO    | 1                   | 299       | 780     | 28        |     |
| LUXEMBOURG      | UNKNOWN          | OIL PRODUCTS TANKER | 1         | 1 607   | 3 150     | 26  |
| MALAYSIA        | CAMBODIA         | GENERAL CARGO       | 1         | 10 042  | 13 740    | 24  |
|                 | MALAYSIA         | CRUDE OIL TANKER    | 1         | 59 602  | 102 719   | 24  |
|                 | MALAYSIA         | CONTAINER           | 1         | 10 503  | 12 300    | 27  |
| MALDIVE ISLANDS | MALDIVE ISLANDS  | GENERAL CARGO       | 7         | 41 749  | 63 912    | 30  |
| MALTA           | MALTA            | CRUDE OIL TANKER    | 9         | 478 943 | 914 894   | 24  |
|                 | MALTA            | OIL PRODUCTS TANKER | 5         | 207 938 | 382 836   | 25  |
|                 | MALTA            | BULK DRY            | 23        | 491 815 | 839 041   | 25  |
|                 | MALTA            | BULK DRY/OIL        | 1         | 60 482  | 102 538   | 24  |

TABLE 8B DISPOSALS - BY NATIONALITY OF OWNER, REGISTRATION AND SHIPTYPE CATEGORY

1999

| NATIONALITY       | REGISTRATION     | SHIPTYPE CATEGORY       | No.              | DISPOSALS |           |         |
|-------------------|------------------|-------------------------|------------------|-----------|-----------|---------|
|                   |                  |                         |                  | GT        | Dwt       | Age     |
| MALTA (Continued) | MALTA            | GENERAL CARGO           | 13               | 137 453   | 184 302   | 26      |
|                   | MALTA            | PASSENGER/GENERAL CARGO | 1                | 3 338     | 683       | 35      |
|                   | MALTA            | CONTAINER               | 1                | 17 264    | 16 324    | 20      |
|                   | MALTA            | REFRIGERATED CARGO      | 2                | 19 751    | 21 629    | 28      |
|                   | MALTA            | PASSENGER (CRUISE)      | 1                | 21 370    | 8 836     | 45      |
|                   | PANAMA           | BULK DRY                | 1                | 20 464    | 34 241    | 28      |
|                   | PANAMA           | GENERAL CARGO           | 1                | 869       | 1 016     | 28      |
|                   | SAINT VINCENT    | BULK DRY                | 3                | 41 706    | 69 626    | 28      |
|                   | SAINT VINCENT    | GENERAL CARGO           | 1                | 12 030    | 14 930    | 21      |
|                   | UNKNOWN          | CRUDE OIL TANKER        | 1                | 62 258    | 121 408   | 23      |
|                   | UNKNOWN          | BULK DRY                | 1                | 36 032    | 63 990    | 24      |
|                   | UNKNOWN          | CONTAINER               | 1                | 17 264    | 16 432    | 19      |
|                   | MARSHALL ISLANDS | LIBERIA                 | CRUDE OIL TANKER | 4         | 309 062   | 549 408 |
| MARSHALL ISLANDS  |                  | BULK DRY                | 1                | 19 355    | 32 377    | 27      |
| SAINT VINCENT     |                  | GENERAL CARGO           | 2                | 27 305    | 28 134    | 20      |
| MAURITIUS         | MAURITIUS        | GENERAL CARGO           | 3                | 26 067    | 30 310    | 30      |
| NETHERLANDS       | NETHERLANDS      | DREDGING                | 1                | 1 489     | 1 489     | 23      |
| NIGERIA           | NIGERIA          | GENERAL CARGO           | 1                | 8 939     | 15 017    | 27      |
| NORWAY            | BAHAMAS          | CRUDE OIL TANKER        | 1                | 133 297   | 274 597   | 25      |
|                   | NORWAY           | GENERAL CARGO           | 1                | 198       | 250       | 64      |
|                   | NORWAY (NIS)     | CHEMICAL                | 1                | 15 483    | 25 200    | 25      |
|                   | NORWAY (NIS)     | CRUDE OIL TANKER        | 6                | 543 740   | 1 092 964 | 25      |
| PANAMA            | BAHAMAS          | BULK DRY                | 2                | 77 974    | 142 340   | 22      |
|                   | BAHAMAS          | GENERAL CARGO           | 2                | 28 629    | 44 320    | 24      |
|                   | BELIZE           | FISH CATCHING           | 1                | 487       | 630       | 33      |
|                   | CROATIA          | GENERAL CARGO           | 3                | 35 401    | 40 814    | 22      |
|                   | CYPRUS           | BULK DRY                | 1                | 12 042    | 15 917    | 28      |
|                   | GREECE           | CRUDE OIL TANKER        | 2                | 196 771   | 395 797   | 25      |
|                   | GREECE           | BULK DRY                | 4                | 108 008   | 194 519   | 27      |
|                   | GREECE           | GENERAL CARGO           | 2                | 18 516    | 29 484    | 34      |
|                   | HONDURAS         | GENERAL CARGO           | 1                | 1 273     | 1 840     | 33      |
|                   | LIBERIA          | BULK DRY                | 2                | 104 520   | 196 885   | 23      |
|                   | PANAMA           | LPG TANKER              | 1                | 1 406     | 1 195     | 37      |
|                   | PANAMA           | CRUDE OIL TANKER        | 6                | 434 198   | 860 979   | 26      |
|                   | PANAMA           | OIL PRODUCTS TANKER     | 2                | 48 569    | 87 579    | 26      |
|                   | PANAMA           | BULK DRY                | 20               | 435 305   | 745 548   | 25      |
|                   | PANAMA           | OTHER BULK DRY          | 2                | 70 479    | 88 798    | 25      |
|                   | PANAMA           | GENERAL CARGO           | 19               | 173 257   | 269 412   | 27      |
|                   | PANAMA           | CONTAINER               | 12               | 169 406   | 190 446   | 25      |
|                   | PANAMA           | REFRIGERATED CARGO      | 8                | 62 135    | 64 370    | 27      |
|                   | PANAMA           | RO-RO CARGO             | 2                | 13 359    | 12 008    | 25      |
|                   | PANAMA           | OTHER DRY CARGO         | 1                | 13 058    | 7 323     | 32      |
|                   | PANAMA           | OTHER FISHING           | 1                | 9 850     | 9 087     | 25      |
|                   | SAINT VINCENT    | CRUDE OIL TANKER        | 1                | 126 625   | 254 735   | 25      |
|                   | SAINT VINCENT    | GENERAL CARGO           | 2                | 15 782    | 22 661    | 26      |
|                   | SAINT VINCENT    | REFRIGERATED CARGO      | 1                | 8 479     | 11 300    | 24      |
|                   | VANUATU          | REFRIGERATED CARGO      | 1                | 7 577     | 7 676     | 21      |

TABLE 8B DISPOSALS - BY NATIONALITY OF OWNER, REGISTRATION AND SHIPTYPE CATEGORY

1999

| NATIONALITY   | REGISTRATION  | SHIPTYPE CATEGORY     | No. | DISPOSALS |         |     |
|---------------|---------------|-----------------------|-----|-----------|---------|-----|
|               |               |                       |     | GT        | Dwt     | Age |
| PERU          | SPAIN         | FISH CATCHING         | 1   | 140       | 91      | 26  |
| POLAND        | POLAND        | BULK DRY              | 3   | 59 516    | 93 679  | 26  |
|               | POLAND        | FISH CATCHING         | 1   | 2 933     | 1 376   | 23  |
|               | SAINT VINCENT | GENERAL CARGO         | 1   | 8 295     | 11 625  | 28  |
| ROMANIA       | ROMANIA       | BULK DRY              | 13  | 246 262   | 398 553 | 24  |
|               | ROMANIA       | GENERAL CARGO         | 2   | 14 880    | 19 737  | 20  |
| RUSSIA        | RUSSIA        | BULK DRY/OIL          | 1   | 65 819    | 116 283 | 21  |
|               | RUSSIA        | GENERAL CARGO         | 8   | 50 191    | 65 783  | 30  |
|               | RUSSIA        | REFRIGERATED CARGO    | 2   | 10 656    | 9 564   | 30  |
|               | RUSSIA        | PASSENGER (CRUISE)    | 2   | 11 428    | 4 118   | 32  |
|               | RUSSIA        | PASSENGER SHIP        | 4   | 6 364     | 2 176   | 25  |
|               | RUSSIA        | FISH CATCHING         | 19  | 32 423    | 16 647  | 25  |
|               | RUSSIA        | OTHER FISHING         | 5   | 41 298    | 34 984  | 25  |
|               | RUSSIA        | TOWING/PUSHING        | 5   | 790       | 217     | 32  |
|               | RUSSIA        | OTHER ACTIVITIES      | 2   | 404       | 611     | 20  |
| SAINT VINCENT | CROATIA       | GENERAL CARGO         | 1   | 624       | 765     | 47  |
|               | SAINT VINCENT | BULK DRY              | 2   | 52 686    | 92 676  | 25  |
|               | SAINT VINCENT | OTHER BULK DRY        | 1   | 2 155     | 3 009   | 46  |
|               | SAINT VINCENT | GENERAL CARGO         | 12  | 76 322    | 108 414 | 27  |
|               | SAINT VINCENT | REFRIGERATED CARGO    | 1   | 6 478     | 5 656   | 20  |
|               | SAINT VINCENT | PASSENGER/RO-RO CARGO | 1   | 11 110    | 1 600   | 27  |
|               | SAINT VINCENT | FISH CATCHING         | 1   | 3 971     | 2 119   | 14  |
| SAUDI ARABIA  | SAUDI ARABIA  | OTHER BULK DRY        | 1   | 11 669    | 20 357  | 32  |
|               | SAUDI ARABIA  | GENERAL CARGO         | 1   | 11 004    | 14 800  | 28  |
|               | SAUDI ARABIA  | GENERAL CARGO         | 1   | 11 004    | 14 800  | 28  |
| SINGAPORE     | BELIZE        | GENERAL CARGO         | 1   | 6 330     | 10 202  | 27  |
|               | BELIZE        | CONTAINER             | 1   | 40 549    | 32 197  | 24  |
|               | PANAMA        | OTHER BULK DRY        | 1   | 17 756    | 23 495  | 25  |
|               | PANAMA        | CONTAINER             | 2   | 42 426    | 50 738  | 26  |
|               | SAINT VINCENT | GENERAL CARGO         | 1   | 8 924     | 14 935  | 29  |
|               | SINGAPORE     | GENERAL CARGO         | 4   | 44 875    | 55 414  | 25  |
|               | SINGAPORE     | CONTAINER             | 3   | 39 736    | 48 849  | 24  |
| SOUTH AFRICA  | SOUTH AFRICA  | FISH CATCHING         | 1   | 728       | 527     | 37  |
| SPAIN         | SPAIN (CSR)   | CHEMICAL              | 1   | 1 174     | 1 940   | 30  |
|               | SPAIN         | FISH CATCHING         | 8   | 2 411     | 2 407   | 29  |
|               | SPAIN         | OTHER ACTIVITIES      | 2   | 2 010     | 2 622   | 33  |
| SWITZERLAND   | PANAMA        | CONTAINER             | 1   | 26 962    | 23 942  | 22  |
|               | PANAMA        | OTHER DRY CARGO       | 1   | 2 844     | 2 018   | 33  |
| SYRIA         | SYRIA         | GENERAL CARGO         | 2   | 13 631    | 21 128  | 34  |
| TANZANIA      | TANZANIA      | GENERAL CARGO         | 1   | 2 763     | 3 134   | 35  |
| THAILAND      | THAILAND      | LPG TANKER            | 1   | 587       | 532     | 23  |
|               | THAILAND      | OIL PRODUCTS TANKER   | 2   | 2 796     | 4 176   | 35  |
|               | THAILAND      | GENERAL CARGO         | 1   | 9 126     | 15 210  | 22  |

TABLE 8B DISPOSALS - BY NATIONALITY OF OWNER, REGISTRATION AND SHIPTYPE CATEGORY

1999

| NATIONALITY              | REGISTRATION             | SHIPTYPE CATEGORY     | No.           | DISPOSALS |         |         |
|--------------------------|--------------------------|-----------------------|---------------|-----------|---------|---------|
|                          |                          |                       |               | GT        | Dwt     | Age     |
| TURKEY                   | TURKEY                   | BULK DRY              | 3             | 86 820    | 159 131 | 25      |
|                          | TURKEY                   | GENERAL CARGO         | 2             | 18 724    | 33 075  | 32      |
|                          | TURKEY                   | PASSENGER SHIP        | 1             | 780       | 780     | 38      |
| UKRAINE                  | PANAMA                   | GENERAL CARGO         | 1             | 8 062     | 10 070  | 25      |
|                          | SAINT VINCENT            | GENERAL CARGO         | 1             | 11 837    | 16 618  | 25      |
|                          | UKRAINE                  | BULK DRY              | 1             | 15 771    | 22 896  | 30      |
|                          | UKRAINE                  | GENERAL CARGO         | 2             | 19 717    | 25 170  | 30      |
|                          | UKRAINE                  | REFRIGERATED CARGO    | 2             | 18 792    | 16 930  | 29      |
|                          | UKRAINE                  | PASSENGER (CRUISE)    | 1             | 3 908     | 2 254   | 42      |
|                          | UKRAINE                  | FISH CATCHING         | 5             | 14 730    | 8 195   | 20      |
|                          | UKRAINE                  | DREDGING              | 2             | 1 861     | 1 234   | 30      |
|                          | UKRAINE                  | OTHER ACTIVITIES      | 2             | 8 207     | 10 860  | 42      |
|                          | UNITED ARAB EMIRATES     | BELIZE                | GENERAL CARGO | 1         | 6 821   | 11 601  |
| UNITED ARAB EMIRATES     |                          | CRUDE OIL TANKER      | 1             | 122 960   | 256 387 | 27      |
| UNITED ARAB EMIRATES     |                          | GENERAL CARGO         | 1             | 3 958     | 6 174   | 29      |
| UNITED KINGDOM           | BAHAMAS                  | CRUDE OIL TANKER      | 2             | 301 920   | 631 390 | 25      |
|                          | BAHAMAS                  | BULK DRY              | 3             | 192 372   | 356 613 | 21      |
|                          | BAHAMAS                  | GENERAL CARGO         | 2             | 19 267    | 28 997  | 24      |
|                          | BAHAMAS                  | REFRIGERATED CARGO    | 1             | 8 697     | 6 595   | 31      |
|                          | BELIZE                   | CRUDE OIL TANKER      | 1             | 14 057    | 25 604  | 30      |
|                          | BERMUDA                  | CRUDE OIL TANKER      | 1             | 130 145   | 270 665 | 25      |
|                          | CAYMAN ISLANDS           | BULK DRY              | 2             | 100 425   | 183 801 | 23      |
|                          | CAYMAN ISLANDS           | OTHER ACTIVITIES      | 1             | 1 588     | 1 236   | 23      |
|                          | HONDURAS                 | GENERAL CARGO         | 1             | 4 909     | 6 013   | 31      |
|                          | ISLE OF MAN              | CRUDE OIL TANKER      | 1             | 153 687   | 317 996 | 23      |
|                          | LIBERIA                  | CRUDE OIL TANKER      | 1             | 188 018   | 390 039 | 23      |
|                          | NORWAY (NIS)             | CRUDE OIL TANKER      | 1             | 169 658   | 357 647 | 22      |
|                          | PANAMA                   | CHEMICAL              | 1             | 17 851    | 29 990  | 29      |
|                          | PANAMA                   | CRUDE OIL TANKER      | 1             | 13 434    | 22 861  | 25      |
|                          | PANAMA                   | OIL PRODUCTS TANKER   | 1             | 3 077     | 4 399   | 37      |
|                          | SAINT VINCENT            | BULK DRY              | 2             | 101 190   | 188 624 | 24      |
|                          | SAINT VINCENT            | BULK DRY/OIL          | 1             | 42 825    | 78 075  | 25      |
|                          | SAINT VINCENT            | GENERAL CARGO         | 6             | 64 698    | 95 314  | 27      |
|                          | SAINT VINCENT            | CONTAINER             | 1             | 56 822    | 47 442  | 27      |
|                          | SAINT VINCENT            | PASSENGER/RO-RO CARGO | 2             | 26 804    | 21 598  | 30      |
|                          | SAINT VINCENT            | FISH CATCHING         | 1             | 2 811     | 1 268   | 29      |
|                          | UNITED KINGDOM           | OTHER BULK DRY        | 1             | 749       | 1 052   | 39      |
|                          | UNITED KINGDOM           | CONTAINER             | 2             | 55670     | 57 588  | 30      |
|                          | UNITED KINGDOM           | DREDGING              | 4             | 6076      | 7 673   | 29      |
|                          | UNITED KINGDOM           | OTHER ACTIVITIES      | 2             | 1896      | 3 252   | 36      |
|                          | UNITED STATES OF AMERICA | BAHAMAS               | BULK DRY/OIL  | 1         | 69043   | 127 209 |
| PANAMA                   |                          | BULK DRY              | 1             | 36454     | 66 091  | 24      |
| UNITED STATES OF AMERICA |                          | CHEMICAL              | 1             | 19046     | 37 702  | 29      |
| UNITED STATES OF AMERICA |                          | OIL PRODUCTS TANKER   | 2             | 40221     | 68 007  | 34      |
| UNITED STATES OF AMERICA |                          | CONTAINER             | 3             | 64187     | 56 496  | 26      |
| VANUATU                  | VANUATU                  | BULK DRY              | 1             | 20 512    | 34 196  | 26      |
| VIETNAM                  | VIETNAM                  | GENERAL CARGO         | 1             | 166       | 200     | 11      |
|                          | VIETNAM                  | FISH CATCHING         | 2             | 1 330     | 790     | 21      |

TABLE 9 DISPOSALS - BY COUNTRY OF BREAKING, SHIP BREAKER AND SHIPTYPE CATEGORY

1999

| COUNTRY OF BREAKING | SHIP BREAKER / PLACE              | SHIPTYPE            | No.   | GT        | Dwt       | Age |
|---------------------|-----------------------------------|---------------------|-------|-----------|-----------|-----|
|                     |                                   |                     |       |           |           |     |
| BANGLADESH          | Mongla                            | GENERAL CARGO       | 1     | 3 966     | 6 687     | 29  |
|                     | A.B. SHIPBREAKING INDUSTRIES LTD. | GENERAL CARGO       | 1     | 12 083    | 18 421    | 22  |
|                     | ABC STEEL ENTERPRISE LTD.         | GENERAL CARGO       | 1     | 10 519    | 14 678    | 22  |
|                     | AMBIA SHIPBREAKERS LTD.           | CRUDE OIL TANKER    | 1     | 46 466    | 81 279    | 23  |
|                     | BROTHERS ASSOCIATES               | CRUDE OIL TANKER    | 1     | 62 258    | 121 408   | 23  |
|                     | BROTHERS ASSOCIATES               | OIL PRODUCTS TANKER | 1     | 13 227    | 22 455    | 39  |
|                     | Chittagong                        | CRUDE OIL TANKER    | 19    | 1 555 834 | 3 062 410 | 24  |
|                     | Chittagong                        | OIL PRODUCTS TANKER | 2     | 36 153    | 60 800    | 31  |
|                     | Chittagong                        | BULK DRY            | 2     | 51 812    | 90 272    | 24  |
|                     | Chittagong                        | GENERAL CARGO       | 6     | 58 616    | 88 194    | 27  |
|                     | Chittagong                        | CONTAINER           | 1     | 8 360     | 12 396    | 26  |
|                     | DIAMOND STEEL PRODUCTS CO.        | OIL PRODUCTS TANKER | 1     | 65 892    | 130 286   | 25  |
|                     | GENERAL IRON & STEEL CO.          | BULK DRY            | 1     | 64 154    | 118 750   | 20  |
|                     | GOLDEN IRON WORKS LTD.            | BULK DRY            | 1     | 12 503    | 22 623    | 24  |
|                     | HABIB STEELS LTD.                 | CRUDE OIL TANKER    | 1     | 152 594   | 318 754   | 24  |
|                     | HABIB STEELS LTD.                 | OIL PRODUCTS TANKER | 1     | 17 919    | 32 116    | 25  |
|                     | HABIB STEELS LTD.                 | GENERAL CARGO       | 1     | 9 934     | 13 738    | 27  |
|                     | K.Z. ENTERPRISE LTD.              | CRUDE OIL TANKER    | 1     | 48 529    | 87 283    | 24  |
|                     | KABIR STEEL LTD.                  | CRUDE OIL TANKER    | 4     | 493 127   | 1 005 469 | 24  |
|                     | MANNAN STEELS                     | BULK DRY            | 2     | 25 860    | 44 722    | 27  |
|                     | MUZTABA STEEL INDUSTRIES, AHMED   | OIL PRODUCTS TANKER | 1     | 19 869    | 38 102    | 25  |
|                     | NAMREEN ENTERPRISE                | CRUDE OIL TANKER    | 5     | 265 734   | 490 788   | 24  |
|                     | NAMREEN ENTERPRISE                | OIL PRODUCTS TANKER | 1     | 46 350    | 89 467    | 24  |
|                     | NAMREEN ENTERPRISE                | GENERAL CARGO       | 1     | 2 896     | 4 480     | 29  |
|                     | R.M. RE-ROLLING MILLS LTD.        | CRUDE OIL TANKER    | 1     | 44 109    | 84 039    | 26  |
|                     | R.M. SHIP SCRAPPERS LTD.          | CRUDE OIL TANKER    | 1     | 47 699    | 90 900    | 24  |
|                     | R.M. SHIP SCRAPPERS LTD.          | BULK DRY            | 1     | 15 896    | 26 505    | 27  |
|                     | R.M. SHIP SCRAPPERS LTD.          | OTHER BULK DRY      | 1     | 36 690    | 46 624    | 25  |
|                     | R.M. SHIPBREAKING INDUSTRIES LTD. | BULK DRY            | 1     | 64 409    | 118 065   | 24  |
|                     | RAHMAN SHIPBREAKERS LTD.          | CRUDE OIL TANKER    | 1     | 134 514   | 276 368   | 25  |
|                     | RAHMAN SHIPBREAKERS LTD.          | GENERAL CARGO       | 1     | 5 078     | 8 447     | 24  |
|                     | ROYAL STEEL CO.                   | CRUDE OIL TANKER    | 1     | 72 319    | 141 671   | 25  |
|                     | Z.N. ENTERPRISE                   | CRUDE OIL TANKER    | 2     | 284 649   | 586 743   | 24  |
| Z.N. ENTERPRISE     | GENERAL CARGO                     | 1                   | 8 522 | 12 350    | 25        |     |
| CHINA               |                                   | BULK DRY            | 2     | 104 183   | 192 813   | 22  |
|                     |                                   | OTHER FISHING       | 1     | 14 271    | 10 043    | 30  |
|                     | Jiangyin, Jiangsu Prov.           | CONTAINER           | 2     | 42 556    | 44 886    | 28  |
|                     | Panyu, Guangdong Prov.            | CHEMICAL            | 1     | 19 046    | 37 702    | 29  |

TABLE 9 DISPOSALS - BY COUNTRY OF BREAKING, SHIP BREAKER AND SHIPTYPE CATEGORY

1999

| COUNTRY OF BREAKING | SHIP BREAKER / PLACE                                       | SHIPTYPE           |     |         |           |     |
|---------------------|--|--------------------|-----|---------|-----------|-----|
|                     |  |                    | No. | GT      | Dwt       | Age |
| CHINA (Continued)   | Panyu, Guangdong Prov.                                     | CRUDE OIL TANKER   | 1   | 77 648  | 134 999   | 25  |
|                     | Panyu, Guangdong Prov.                                     | BULK DRY           | 1   | 17 954  | 27 746    | 27  |
|                     | Panyu, Guangdong Prov.                                     | CONTAINER          | 2   | 55 670  | 57 588    | 30  |
|                     | Shenyang, Liaoning Prov.                                   | GENERAL CARGO      | 1   | 1 948   | 2 140     | 32  |
|                     | Zhangjiagang, Jiangsu Prov.                                | CRUDE OIL TANKER   | 1   | 76 883  | 146 110   | 24  |
|                     | Zhangjiagang, Jiangsu Prov.                                | BULK DRY           | 1   | 30 078  | 54 270    | 24  |
|                     | Zhangjiagang, Jiangsu Prov.                                | FISH CATCHING      | 1   | 586     | 315       | 30  |
|                     | Zhapu, Zhejiang Prov.                                      | BULK DRY           | 1   | 38 412  | 71 730    | 22  |
|                     | Zhenjiang, Jiangsu Prov.                                   | BULK DRY           | 1   | 19 355  | 32 377    | 27  |
|                     | Dalian, Liaoning Prov.                                     | FISH CATCHING      | 1   | 747     | 338       | 24  |
|                     | Guangzhou, Guangdong Prov.                                 | BULK DRY           | 2   | 70 042  | 120 576   | 26  |
|                     | Guangzhou, Guangdong Prov.                                 | REFRIGERATED CARGO | 1   | 8 479   | 11 300    | 24  |
|                     | GUANGDONG XINHUI SHUANGSHUI SHIPBREAKING FACTORY           | BULK DRY           | 1   | 37 178  | 60 507    | 23  |
|                     | Huangpu, Guangdong Prov.                                   | BULK DRY           | 1   | 40 119  | 71 200    | 23  |
|                     | JIANGSU YANGZIJIAN SHIPYARD                                | BULK DRY           | 1   | 16 383  | 26 385    | 27  |
|                     | KOUAN SHIPBUILDING INDUSTRY CO.                            | BULK DRY           | 3   | 59 221  | 103 614   | 26  |
|                     | Nantong, Jiangsu Prov.                                     | BULK DRY           | 1   | 35 477  | 63 990    | 24  |
|                     | NANJING QIXIASHAN DEMOLITION YARD                          | BULK DRY           | 1   | 30 332  | 52 327    | 25  |
|                     | PANYU SHIP-BREAKING UNDER STEEL ROLLING CO.                | BULK DRY           | 1   | 65 210  | 125 180   | 21  |
|                     | Shanghai   | BULK DRY           | 1   | 30 002  | 53 948    | 26  |
|                     | Shanghai   | CONTAINER          | 1   | 3 452   | 2 904     | 27  |
|                     | Shanghai   | FISH CATCHING      | 1   | 2 841   | 1 496     | 31  |
|                     | Shidao, Shandong Prov.                                     | BULK DRY           | 1   | 10 429  | 17 351    | 27  |
|                     | Tianjin  | FISH CATCHING      | 1   | 3 094   | 2 624     | 27  |
|                     | TIANJIN TIANMA SHIPBREAKING CO. LTD.                       | BULK DRY           | 1   | 32 689  | 54 615    | 23  |
|                     | TIANJIN TIANMA SHIPBREAKING CO. LTD.                       | GENERAL CARGO      | 1   | 6 168   | 8 230     | 27  |
|                     | TIANJIN TIANMA SHIPBREAKING CO. LTD.                       | PASSENGER SHIP     | 1   | 5 754   | 2 059     | 32  |
|                     | Xinhui, Guangdong Prov.                                    | CRUDE OIL TANKER   | 5   | 669 070 | 1 376 349 | 25  |
|                     | Xinhui, Guangdong Prov.                                    | BULK DRY           | 12  | 440 904 | 811 543   | 24  |
|                     | Xinhui, Guangdong Prov.                                    | BULK DRY/OIL       | 1   | 89 468  | 168 937   | 24  |
|                     | Xinhui, Guangdong Prov.                                    | OTHER BULK DRY     | 2   | 67 634  | 83 987    | 23  |
|                     | Xinhui, Guangdong Prov.                                    | GENERAL CARGO      | 4   | 26 362  | 31 117    | 24  |
|                     | Xinhui, Guangdong Prov.                                    | REFRIGERATED CARGO | 1   | 6 696   | 6 905     | 22  |
|                     | XINHUI SHIP BREAKING IRON & STEEL FACTORY                  | BULK DRY/OIL       | 1   | 69 043  | 127 209   | 25  |
|                     | XINHUI YILI CONTAINER CORNER                               | CRUDE OIL TANKER   | 1   | 114 174 | 233 478   | 25  |
|                     | Yantai, Shandong Prov.                                     | BULK DRY           | 1   | 35 677  | 66 289    | 25  |
|                     | Zhanjiang, Guangdong Prov.                                 | BULK DRY           | 1   | 33 465  | 54 615    | 21  |
|                     | Zhuhai, Guangdong Prov.                                    | BULK DRY           | 1   | 19 530  | 34 995    | 23  |
|                     | ZHANGJIAGANG HONGCHANG SHIP DISASSEMBLING & STEEL CO. LTD. | BULK DRY           | 1   | 36 250  | 62 355    | 27  |

TABLE 9 DISPOSALS - BY COUNTRY OF BREAKING, SHIP BREAKER AND SHIPTYPE CATEGORY

1999

| COUNTRY OF BREAKING | SHIP BREAKER / PLACE                             | SHIPTYPE                  | No. | GT        | Dwt       | Age |
|---------------------|--|---------------------------|-----|-----------|-----------|-----|
|                     |  |                           |     |           |           |     |
| INDIA               | Alang  | LPG TANKER                | 1   | 10 343    | 10 922    | 35  |
|                     | Alang  | CHEMICAL                  | 1   | 15 380    | 25 300    | 27  |
|                     | Alang  | CRUDE OIL TANKER          | 6   | 507 554   | 1 038 258 | 25  |
|                     | Alang  | OIL PRODUCTS TANKER       | 4   | 104 108   | 171 970   | 27  |
|                     | Alang  | BULK DRY                  | 56  | 1 561 198 | 2 754 481 | 25  |
|                     | Alang  | BULK DRY/OIL              | 4   | 203 161   | 365 503   | 23  |
|                     | Alang  | SELF-DISCHARGING BULK DRY | 1   | 16 416    | 25 362    | 34  |
|                     | Alang  | OTHER BULK DRY            | 2   | 29 425    | 43 852    | 29  |
|                     | Alang  | GENERAL CARGO             | 59  | 587 443   | 803 296   | 26  |
|                     | Alang  | CONTAINER                 | 14  | 278 168   | 302 284   | 25  |
|                     | Alang  | REFRIGERATED CARGO        | 9   | 74 782    | 74 144    | 26  |
|                     | Alang  | RO-RO CARGO               | 2   | 22 770    | 13 255    | 22  |
|                     | Alang  | PASSENGER/RO-RO CARGO     | 2   | 15 557    | 2 927     | 32  |
|                     | Alang  | PASSENGER (CRUISE)        | 1   | 21 370    | 8 836     | 45  |
|                     | Alang  | OTHER DRY CARGO           | 1   | 36 021    | 49 059    | 30  |
|                     | Alang  | FISH CATCHING             | 2   | 5 478     | 2 515     | 27  |
|                     | Alang  | OTHER FISHING             | 1   | 9 850     | 9 087     | 25  |
|                     | Jamnagar   | CONTAINER                 | 1   | 17 640    | 15 550    | 22  |
|                     | Valinokkam                                       | GENERAL CARGO             | 1   | 6 330     | 10 202    | 27  |
|                     | ABICHAL SHIPBREAKERS                             | OIL PRODUCTS TANKER       | 1   | 3 077     | 4 399     | 37  |
|                     | ABICHAL SHIPBREAKERS                             | FISH CATCHING             | 2   | 5 091     | 2 364     | 28  |
|                     | ABID & CO. STEEL PVT. LTD.                       | OTHER FISHING             | 1   | 14 289    | 10 094    | 27  |
|                     | ALANG AUTO & GENERAL ENGINEERING CO. (PVT.) LTD. | GENERAL CARGO             | 3   | 43 538    | 56 645    | 22  |
|                     | ALANG SHIPBREAKERS PVT. LTD.                     | BULK DRY                  | 1   | 33 521    | 51 646    | 25  |
|                     | ALANG SHIPBREAKING CORP.                         | BULK DRY                  | 1   | 19 196    | 31 738    | 24  |
|                     | ANNAPURNA SHIPBREAKING CO.                       | GENERAL CARGO             | 4   | 41 641    | 55 520    | 24  |
|                     | ANUPAMA STEEL (PVT.) LTD.                        | BULK DRY                  | 1   | 8 721     | 13 665    | 28  |
|                     | ARIHANT SHIPBREAKERS                             | BULK DRY                  | 1   | 16 024    | 26 784    | 25  |
|                     | ARTI SHIPBREAKERS                                | REFRIGERATED CARGO        | 1   | 5 296     | 4 680     | 36  |
|                     | ARYA SHIPBREAKING CO. PVT. LTD.                  | BULK DRY                  | 1   | 10 598    | 16 887    | 28  |
|                     | ARYA STEEL                                       | CONTAINER                 | 2   | 83 784    | 71 384    | 25  |
|                     | ATTAR CONSTRUCTION CO. LTD.                      | REFRIGERATED CARGO        | 1   | 6 513     | 6 118     | 26  |
|                     | BANSAL SHIPBREAKERS                              | CRUDE OIL TANKER          | 1   | 13 434    | 22 861    | 25  |
|                     | BANSAL SHIPBREAKERS                              | FISH CATCHING             | 1   | 2 811     | 1 268     | 29  |
|                     | BANSAL SHIPBREAKERS                              | OTHER FISHING             | 1   | 5 801     | 5 816     | 19  |
|                     | BHAGWATI SHIPBREAKING INDUSTRIES                 | CONTAINER                 | 1   | 20 325    | 20 215    | 28  |
|                     | Calcutta   | BULK DRY                  | 5   | 49 994    | 82 617    | 24  |
|                     | Calcutta   | GENERAL CARGO             | 9   | 80 641    | 120 443   | 28  |
|                     | Calcutta   | REFRIGERATED CARGO        | 1   | 6 391     | 5 880     | 24  |

TABLE 9 DISPOSALS - BY COUNTRY OF BREAKING, SHIP BREAKER AND SHIPTYPE CATEGORY

1999

| COUNTRY OF BREAKING | SHIP BREAKER / PLACE                        | SHIPTYPE            | No. | GT      | Dwt     | Age |
|---------------------|---|---------------------|-----|---------|---------|-----|
|                     |   |                     |     |         |         |     |
| INDIA (Continued)   | Calcutta                                    | RO-RO CARGO         | 1   | 5 022   | 4 802   | 26  |
|                     | Calcutta                                    | OTHER FISHING       | 1   | 5 808   | 5 816   | 20  |
|                     | CAPITAL STEEL CORP.                         | CONTAINER           | 1   | 20 537  | 24 946  | 21  |
|                     | CHAUDHARY INDUSTRIES                        | BULK DRY            | 3   | 84 645  | 147 274 | 23  |
|                     | CHHOTELAL, BHIKAMAL                         | BULK DRY/OIL        | 1   | 60 482  | 102 538 | 24  |
|                     | CROWN STEEL CO.                             | BULK DRY            | 1   | 14 851  | 27 515  | 29  |
|                     | CROWN STEEL CO.                             | REFRIGERATED CARGO  | 1   | 10 101  | 10 704  | 25  |
|                     | DHANNAMAL, JAWANDAMAL,                      | GENERAL CARGO       | 1   | 3 736   | 4 648   | 30  |
|                     | DHANNAMAL, JAWANDAMAL,                      | CONTAINER           | 1   | 27 823  | 29 262  | 30  |
|                     | DHANNAMAL, JAWANDAMAL,                      | REFRIGERATED CARGO  | 1   | 5 533   | 6 023   | 26  |
|                     | DIAMOND INDUSTRIES (SHIP BREAKING DIVISION) | BULK DRY            | 1   | 39 562  | 70 610  | 22  |
|                     | G.K. STEEL                                  | BULK DRY            | 1   | 23 918  | 41 333  | 21  |
|                     | G.K. STEEL                                  | GENERAL CARGO       | 1   | 14 223  | 19 820  | 26  |
|                     | G.N. SHIPBREAKERS                           | GENERAL CARGO       | 2   | 18 398  | 28 325  | 29  |
|                     | GAURAV MERCANTILE LTD.                      | REFRIGERATED CARGO  | 2   | 17 561  | 18 639  | 25  |
|                     | GAUTAM SHIPBREAKING INDUSTRIES PVT. LTD.    | OTHER BULK DRY      | 1   | 41 305  | 47 152  | 24  |
|                     | GAYATRI SHIPBREAKERS CORP.                  | BULK DRY            | 1   | 12 583  | 20 198  | 23  |
|                     | GHASIRAM GOKALCHAND SHIPBREAKING YARD       | CRUDE OIL TANKER    | 1   | 158 475 | 339 206 | 23  |
|                     | GHAZIABAD SHIPBREAKERS PVT. LTD.            | BULK DRY            | 1   | 33 561  | 54 615  | 23  |
|                     | GOHILWAD SHIPBREAKING CO.                   | OIL PRODUCTS TANKER | 1   | 13 642  | 24 900  | 31  |
|                     | GUPTA STEEL (SHIPBREAKERS)                  | CRUDE OIL TANKER    | 1   | 17 104  | 25 935  | 31  |
|                     | GUPTA STEEL (SHIPBREAKERS)                  | OIL PRODUCTS TANKER | 1   | 13 340  | 22 333  | 25  |
|                     | GUPTA STEEL (SHIPBREAKERS)                  | BULK DRY            | 1   | 15 911  | 27 000  | 23  |
|                     | GUPTA STEEL (SHIPBREAKERS)                  | REFRIGERATED CARGO  | 1   | 12 530  | 12 180  | 26  |
|                     | GURU AASHISH SHIPBREAKERS                   | OTHER DRY CARGO     | 1   | 13 058  | 7 323   | 32  |
|                     | HARDIK TRADING CO.                          | GENERAL CARGO       | 1   | 10 271  | 13 208  | 22  |
|                     | HARI KRISHNA STEEL CORP.                    | BULK DRY            | 1   | 14 623  | 27 340  | 28  |
|                     | HARI KRISHNA STEEL CORP.                    | GENERAL CARGO       | 1   | 16 225  | 26 560  | 28  |
|                     | HARYANA SHIP BREAKERS                       | BULK DRY            | 1   | 33 950  | 54 615  | 22  |
|                     | HARYANA SHIP BREAKERS                       | GENERAL CARGO       | 1   | 9 691   | 11 618  | 26  |
|                     | HINDUSTAN STEEL INDUSTRIES                  | GENERAL CARGO       | 1   | 12 038  | 18 448  | 23  |
|                     | HINDUSTAN STEEL INDUSTRIES                  | CONTAINER           | 2   | 43 421  | 50 469  | 26  |
|                     | HUSSAIN SHETH SHIP BREAKERS                 | BULK DRY            | 1   | 13 035  | 22 059  | 24  |
|                     | INDIAN METAL TRADERS                        | BULK DRY            | 2   | 28 681  | 48 245  | 27  |
|                     | INTERNATIONAL STEEL CORP.                   | OIL PRODUCTS TANKER | 1   | 14 547  | 24 900  | 31  |
|                     | ISPAT TRADERS                               | GENERAL CARGO       | 1   | 8 789   | 15 251  | 25  |
|                     | J.K. INDUSTRIES                             | CONTAINER           | 1   | 26 443  | 23 868  | 22  |
|                     | J.M. INDUSTRIES                             | BULK DRY            | 1   | 52 740  | 92 603  | 30  |
|                     | JAI BHARAT STEEL CO.                        | GENERAL CARGO       | 1   | 11 004  | 14 800  | 28  |



TABLE 9 DISPOSALS - BY COUNTRY OF BREAKING, SHIP BREAKER AND SHIPTYPE CATEGORY

1999

| COUNTRY OF BREAKING | SHIP BREAKER / PLACE                      | SHIPTYPE            | No. | GT      | Dwt     | Age |
|---------------------|---|---------------------|-----|---------|---------|-----|
|                     |   |                     |     |         |         |     |
| INDIA (Continued)   | JAI BHARAT STEEL CO.                      | REFRIGERATED CARGO  | 1   | 6 391   | 5 880   | 25  |
|                     | JAIGOPAL, GANPATRAI                       | GENERAL CARGO       | 1   | 5 408   | 6 600   | 20  |
|                     | JAIGOPAL, GANPATRAI                       | CONTAINER           | 1   | 15 503  | 21 178  | 21  |
|                     | JAIN SHIPBREAKING CO.                     | OTHER FISHING       | 1   | 2 706   | 3 652   | 39  |
|                     | KALATHALA SHIPBREAKING (PVT.)             | BULK DRY            | 1   | 32 100  | 54 615  | 22  |
|                     | KALTHIA SHIPBREAKING PVT. LTD., R.L.      | CRUDE OIL TANKER    | 1   | 18 318  | 28 936  | 26  |
|                     | KALTHIA SHIPBREAKING PVT. LTD., R.L.      | REFRIGERATED CARGO  | 1   | 8 697   | 6 595   | 31  |
|                     | KAMDAR & ASSOCIATES                       | CRUDE OIL TANKER    | 1   | 130 539 | 269 117 | 25  |
|                     | KATHIARWAR STEELS                         | GENERAL CARGO       | 1   | 8 667   | 15 124  | 26  |
|                     | KIRAN SHIPBREAKING CO.                    | BULK DRY            | 2   | 42 332  | 71 902  | 26  |
|                     | KOTHI SHIP BREAKING INDUSTRIES            | CONTAINER           | 1   | 10 503  | 12 300  | 27  |
|                     | KRISHNA STEEL ENTERPRISES                 | BULK DRY            | 1   | 11 055  | 18 295  | 21  |
|                     | KUMAR & CO., VIJAY                        | BULK DRY            | 2   | 54 898  | 101 263 | 25  |
|                     | KUMAR STEELS                              | BULK DRY            | 1   | 15 734  | 27 020  | 25  |
|                     | KUNAL STEEL CO.                           | BULK DRY            | 1   | 15 920  | 26 610  | 26  |
|                     | KUNAL STEEL CO.                           | GENERAL CARGO       | 1   | 6 876   | 7 400   | 25  |
|                     | KUTIR ISPAT UDYOG                         | GENERAL CARGO       | 1   | 16 119  | 21 275  | 24  |
|                     | LAXMI STEEL CORP. (SHIPBREAKING DIVISION) | CONTAINER           | 1   | 40 549  | 32 197  | 24  |
|                     | LAXMI STEEL RE-ROLLING MILLS              | GENERAL CARGO       | 1   | 8 295   | 11 625  | 28  |
|                     | M.P. STEEL CORP.                          | GENERAL CARGO       | 1   | 6 876   | 7 400   | 24  |
|                     | M.P. STEEL CORP.                          | REFRIGERATED CARGO  | 1   | 10 103  | 10 963  | 27  |
|                     | Mumbai                                    | GENERAL CARGO       | 13  | 84 043  | 123 912 | 28  |
|                     | Mumbai                                    | CONTAINER           | 2   | 8 370   | 10 930  | 22  |
|                     | Mumbai                                    | REFRIGERATED CARGO  | 5   | 37 300  | 37 882  | 29  |
|                     | Mumbai                                    | PASSENGER (CRUISE)  | 1   | 5 714   | 2 059   | 32  |
|                     | Mumbai                                    | OTHER DRY CARGO     | 1   | 2 844   | 2 018   | 33  |
|                     | Mumbai                                    | FISH CATCHING       | 1   | 4 287   | 2 470   | 26  |
|                     | Mumbai                                    | OTHER FISHING       | 1   | 5 792   | 5 816   | 20  |
|                     | MADHAV INDUSTRIES                         | GENERAL CARGO       | 1   | 9 657   | 15 322  | 27  |
|                     | MADHAV INDUSTRIES                         | CONTAINER           | 1   | 15 656  | 22 311  | 26  |
|                     | MADHAV STEEL                              | BULK DRY            | 1   | 33 394  | 54 615  | 24  |
|                     | MADHUPURI SHIP BREAKERS                   | BULK DRY            | 1   | 20 723  | 34 403  | 23  |
|                     | MAHAVIR CORP.                             | BULK DRY            | 1   | 15 771  | 22 896  | 30  |
|                     | MAHAVIR INDUCTOMELT (PVT.) LTD.           | REFRIGERATED CARGO  | 2   | 17 730  | 12 242  | 27  |
|                     | MAK-WELL                                  | BULK DRY            | 1   | 21 248  | 33 115  | 26  |
|                     | MAK-WELL                                  | GENERAL CARGO       | 1   | 8 689   | 10 080  | 31  |
|                     | MALVI SHIPBREAKING CO.                    | OIL PRODUCTS TANKER | 1   | 17 007  | 29 990  | 29  |
|                     | MALVI SHIPBREAKING CO.                    | BULK DRY            | 1   | 30 135  | 54 223  | 24  |
|                     | MALVI SHIPBREAKING CO.                    | GENERAL CARGO       | 1   | 9 707   | 13 764  | 25  |

TABLE 9 DISPOSALS - BY COUNTRY OF BREAKING, SHIP BREAKER AND SHIPTYPE CATEGORY

1999

| COUNTRY OF BREAKING | SHIP BREAKER / PLACE                | SHIPTYPE            | No. | GT     | Dwt     | Age |
|---------------------|-------------------------------------|---------------------|-----|--------|---------|-----|
|                     |                                     |                     |     |        |         |     |
| INDIA (Continued)   | MARUTI CORP.                        | CONTAINER           | 1   | 11 490 | 12 580  | 27  |
|                     | MARUTI CORP.                        | PASSENGER (CRUISE)  | 1   | 3 908  | 2 254   | 42  |
|                     | MELARAM, BAIJNATH                   | BULK DRY            | 2   | 40 492 | 66 326  | 23  |
|                     | MELARAM, BAIJNATH                   | CONTAINER           | 1   | 12 221 | 17 621  | 23  |
|                     | MELARAM, BAIJNATH                   | REFRIGERATED CARGO  | 2   | 19 492 | 20 400  | 30  |
|                     | MELARAM, BAIJNATH                   | OTHER FISHING       | 1   | 12 703 | 9 606   | 19  |
|                     | MERCURY MARINE                      | GENERAL CARGO       | 1   | 9 767  | 16 217  | 22  |
|                     | PARAS COAL CORP.                    | BULK DRY            | 1   | 10 397 | 16 898  | 25  |
|                     | PARAS COAL CORP.                    | GENERAL CARGO       | 1   | 10 672 | 15 094  | 23  |
|                     | PATEL SHIPBREAKING CO., P.          | CRUDE OIL TANKER    | 1   | 17 104 | 25 935  | 30  |
|                     | PRIYANK STEEL (UNIT II)             | GENERAL CARGO       | 2   | 19 286 | 32 451  | 26  |
|                     | R.K. INDUSTRIES (UNIT 2)            | BULK DRY            | 1   | 64 124 | 119 500 | 20  |
|                     | R.K. INDUSTRIES (UNIT 2)            | CONTAINER           | 1   | 15 769 | 16 070  | 28  |
|                     | RAHUL SHIP BREAKING CO.             | GENERAL CARGO       | 1   | 11 065 | 16 635  | 26  |
|                     | RAHUL SHIP BREAKING CO.             | REFRIGERATED CARGO  | 1   | 5 942  | 5 170   | 32  |
|                     | RAJ METAL WORKS (PVT.) LTD.         | BULK DRY            | 2   | 48 600 | 85 975  | 25  |
|                     | RAJENDRA SHIP BREAKING (PVT.) LTD.  | BULK DRY            | 1   | 16 824 | 29 222  | 26  |
|                     | RAJENDRA SHIP BREAKING (PVT.) LTD.  | GENERAL CARGO       | 1   | 11 491 | 16 291  | 23  |
|                     | RISHI SHIP BREAKING CO.             | GENERAL CARGO       | 1   | 4 357  | 6 117   | 33  |
|                     | RISHI SHIP BREAKING CO.             | REFRIGERATED CARGO  | 1   | 6 391  | 5 880   | 25  |
|                     | RUSHIL INDUSTRIES                   | CONTAINER           | 1   | 4 883  | 6 217   | 24  |
|                     | RUSHIL INDUSTRIES                   | OTHER DRY CARGO     | 1   | 37 464 | 40 796  | 14  |
|                     | S.M. INVESTMENTS                    | REFRIGERATED CARGO  | 1   | 5 005  | 5 123   | 26  |
|                     | SACHDEVA STEEL PRODUCTS             | BULK DRY            | 1   | 23 296 | 43 112  | 23  |
|                     | SAIBABA SHIPBREAKING CO.            | CHEMICAL            | 1   | 15 483 | 25 200  | 25  |
|                     | SAIBABA SHIPBREAKING CO.            | BULK DRY            | 2   | 35 809 | 59 766  | 27  |
|                     | SAIBABA SHIPBREAKING CO.            | CONTAINER           | 1   | 20 393 | 24 946  | 21  |
|                     | SANJAY STEEL CORP.                  | GENERAL CARGO       | 1   | 8 729  | 14 955  | 29  |
|                     | SANJAY STEEL CORP.                  | REFRIGERATED CARGO  | 1   | 5 205  | 4 587   | 31  |
|                     | SANJAY TRADE CORP.                  | GENERAL CARGO       | 1   | 9 392  | 15 250  | 30  |
|                     | SAURASHTRA ENTERPRISES LTD.         | BULK DRY            | 1   | 21 022 | 37 566  | 25  |
|                     | SETH SHIPBREAKING CORP.             | GENERAL CARGO       | 1   | 9 589  | 15 793  | 23  |
|                     | SHIP TRADE CORP.                    | BULK DRY            | 1   | 20 456 | 34 135  | 23  |
|                     | SHREEJI TRADERS                     | BULK DRY            | 2   | 38 570 | 62 867  | 27  |
|                     | SHRI DEVKRUPA SHIP BREAKERS         | REFRIGERATED CARGO  | 1   | 6 391  | 5 880   | 23  |
|                     | SHRI RAM STEEL & ROLLING INDUSTRIES | GENERAL CARGO       | 2   | 24 107 | 34 693  | 23  |
|                     | TAGRIF SHIPBREAKING CO.             | CONTAINER           | 1   | 10 503 | 12 300  | 27  |
|                     | TAHERBHAI, MANSOOR                  | GENERAL CARGO       | 1   | 13 203 | 20 854  | 18  |
|                     | TDD SHIP BREAKERS                   | OIL PRODUCTS TANKER | 1   | 21 191 | 38 482  | 30  |

TABLE 9 DISPOSALS - BY COUNTRY OF BREAKING, SHIP BREAKER AND SHIPTYPE CATEGORY

1999

| COUNTRY OF BREAKING              | SHIP BREAKER / PLACE               | SHIPTYPE              |          |         |           |        |
|----------------------------------|------------------------------------|-----------------------|----------|---------|-----------|--------|
|                                  |                                    |                       | No.      | GT      | Dwt       | Age    |
| INDIA (Continued)                | TRAMBAK SHIPPING (PVT.) LTD.       | BULK DRY              | 1        | 39 310  | 71 705    | 25     |
|                                  | TRILOKCHAND CHOWDHURY FAMILY TRUST | CONTAINER             | 1        | 6 766   | 8 489     | 26     |
|                                  | TRIVENI SHIPPING CORP.             | BULK DRY              | 1        | 13 015  | 22 057    | 24     |
|                                  | TRIVENI SHIPPING CORP.             | GENERAL CARGO         | 1        | 8 942   | 15 139    | 26     |
|                                  | VIJAY SHIPBREAKING CORP.           | BULK DRY              | 2        | 60 855  | 118 745   | 26     |
|                                  | VIJAY SHIPBREAKING CORP.           | PASSENGER/RO-RO CARGO | 1        | 22 357  | 20 271    | 23     |
|                                  | VIJAY STEEL                        | OIL PRODUCTS TANKER   | 1        | 12 753  | 21 499    | 31     |
|                                  | VIRAT SHIPBREAKING CORP.           | BULK DRY              | 2        | 100 515 | 187 231   | 23     |
|                                  | VIRAT SHIPBREAKING CORP.           | CONTAINER             | 1        | 21 305  | 24 617    | 32     |
|                                  | VORA ASSOCIATES                    | LPG TANKER            | 1        | 14 388  | 15 661    | 32     |
|                                  | WESTERN SHIPBREAKING CORP.         | CONTAINER             | 1        | 17 264  | 16 432    | 19     |
|                                  | Y.S. INVESTMENTS                   | GENERAL CARGO         | 1        | 13 899  | 21 528    | 24     |
|                                  | PAKISTAN                           | Gadani Beach          | CHEMICAL | 1       | 17 851    | 29 990 |
| Gadani Beach                     |                                    | CRUDE OIL TANKER      | 8        | 787 402 | 1 616 923 | 25     |
| Gadani Beach                     |                                    | OIL PRODUCTS TANKER   | 1        | 8 397   | 13 678    | 26     |
| Gadani Beach                     |                                    | BULK DRY              | 4        | 162 095 | 290 550   | 29     |
| Gadani Beach                     |                                    | GENERAL CARGO         | 2        | 18 732  | 31 201    | 24     |
| ABBAS SHIPBREAKING INDUSTRIES    |                                    | BULK DRY              | 2        | 102 203 | 192 152   | 24     |
| ABBAS SHIPBREAKING INDUSTRIES    |                                    | BULK DRY/OIL          | 1        | 89 547  | 169 317   | 25     |
| AHMED STEEL (PVT) LTD.           |                                    | CRUDE OIL TANKER      | 1        | 153 687 | 317 996   | 23     |
| AL-HAMZA SHIPBREAKING CO.        |                                    | CRUDE OIL TANKER      | 2        | 189 812 | 392 287   | 26     |
| COMMERCIAL METAL                 |                                    | OIL PRODUCTS TANKER   | 1        | 17 123  | 30 607    | 26     |
| CONTINENTAL SHIPBREAKING CO.     |                                    | CRUDE OIL TANKER      | 1        | 46 289  | 89 735    | 24     |
| DEWAN SCRAP (PVT.) LTD.          |                                    | CRUDE OIL TANKER      | 1        | 28 645  | 51 485    | 32     |
| DEWAN SONS                       |                                    | CRUDE OIL TANKER      | 1        | 44 026  | 80 680    | 25     |
| DEWAN SONS                       |                                    | GENERAL CARGO         | 1        | 11 495  | 11 647    | 20     |
| IMRAN SHIPBREAKING CO.           |                                    | CRUDE OIL TANKER      | 1        | 66 820  | 132 517   | 23     |
| IQRA SHIPBREAKING CO.            |                                    | OIL PRODUCTS TANKER   | 1        | 32 590  | 59 925    | 26     |
| IQRA SHIPBREAKING CO.            |                                    | BULK DRY              | 1        | 15 372  | 27 020    | 26     |
| IQRA SHIPBREAKING CO.            |                                    | GENERAL CARGO         | 1        | 12 531  | 20 950    | 23     |
| JAVED NAZIR BROTHERS (PVT.) LTD. |                                    | BULK DRY              | 1        | 13 538  | 22 625    | 27     |
| KARACHI STEEL                    |                                    | BULK DRY/OIL          | 1        | 29 749  | 52 492    | 28     |
| METCO SHIPBREAKERS               |                                    | GENERAL CARGO         | 2        | 11 966  | 17 600    | 21     |
| S.N. ENTERPRISES                 |                                    | BULK DRY              | 3        | 76 039  | 134 862   | 25     |
| SADAF ENTERPRISE                 |                                    | CRUDE OIL TANKER      | 2        | 137 189 | 258 348   | 24     |
| SATTAR, NOOR MOHAMMAD & CO.,     |                                    | BULK DRY/OIL          | 1        | 114 910 | 227 412   | 26     |
| UNIQUE TRADING CO.               |                                    | CRUDE OIL TANKER      | 1        | 59 602  | 102 719   | 24     |
| USMAN ENTERPRISES                |                                    | CRUDE OIL TANKER      | 1        | 132 878 | 263 372   | 25     |

TABLE 10A DISPOSALS - BY REGISTRATION

1999

| REGISTRATION             | 1994 |            |     | 1995 |           |     | 1996 |            |     | 1997 |           |     | 1998 |            |     | 1999 |            |     |
|--------------------------|------|------------|-----|------|-----------|-----|------|------------|-----|------|-----------|-----|------|------------|-----|------|------------|-----|
|                          | No.  | GT         | Age | No.  | GT        | Age | No.  | GT         | Age | No.  | GT        | Age | No.  | GT         | Age | No.  | GT         | Age |
| BAHAMAS                  | 11   | 572 297    | 22  | 1    | 65 460    | 24  | 17   | 863 306    | 24  | 5    | 136 387   | 24  | 17   | 402 079    | 25  | 42   | 1 712 763  | 25  |
| BRAZIL                   | 3    | 43 319     | 29  | 1    | 18 318    | 22  | ..   | ..         | ..  | ..   | ..        | ..  | 15   | 263 173    | 35  | 1    | 18 318     | 26  |
| CANADA                   | 2    | 10 892     | 35  | 4    | 12 188    | 50  | 2    | 36 001     | 34  | 2    | 1 326     | 45  | 2    | 8 751      | 45  | 2    | 21 184     | 54  |
| CHINA                    | 6    | 175 566    | 25  | 7    | 181 757   | 29  | 22   | 234 230    | 26  | 18   | 220 262   | 26  | 29   | 346 034    | 26  | 1    | 52 423     | 27  |
| CHINA (TAIWAN)           | 3    | 90 862     | 25  | ..   | ..        | ..  | ..   | ..         | ..  | ..   | ..        | ..  | ..   | ..         | ..  | 1    | 17 619     | 24  |
| CYPRUS                   | 31   | 1 161 179  | 23  | 10   | 603 625   | 23  | 33   | 1 139 870  | 25  | 40   | 1 043 845 | 25  | 49   | 1 088 792  | 25  | 53   | 1 429 272  | 25  |
| DENMARK                  | 8    | 1 240      | 23  | 5    | 1 829     | 27  | 1    | 231        | 34  | 1    | 225       | 30  | 1    | 296        | 33  | 2    | 10 565     | 48  |
| DENMARK (DIS)            | 2    | 2 435      | 30  | ..   | ..        | ..  | ..   | ..         | ..  | 1    | 541       | 34  | ..   | ..         | ..  | ..   | ..         | ..  |
| FRANCE                   | 2    | 868        | 39  | 3    | 985       | 29  | 3    | 15 542     | 29  | 4    | 1 170     | 34  | ..   | ..         | ..  | ..   | ..         | ..  |
| GERMANY                  | ..   | ..         | ..  | 1    | 531       | 39  | ..   | ..         | ..  | 4    | 1 859     | 47  | ..   | ..         | ..  | ..   | ..         | ..  |
| GREECE                   | 23   | 955 449    | 26  | 24   | 689 139   | 36  | 22   | 586 361    | 34  | 12   | 229 616   | 29  | 18   | 447 043    | 26  | 23   | 1 013 083  | 28  |
| HONDURAS                 | 7    | 60 854     | 31  | 14   | 61 958    | 31  | 10   | 139 091    | 29  | 7    | 58 010    | 28  | 8    | 93 937     | 27  | 8    | 113 773    | 28  |
| HONG KONG, CHINA         | 2    | 66 332     | 21  | ..   | ..        | ..  | 3    | 124 434    | 25  | 1    | 35 460    | 27  | 3    | 87 377     | 24  | 1    | 64 409     | 24  |
| INDIA                    | 10   | 165 590    | 21  | 6    | 37 528    | 24  | 9    | 320 398    | 21  | 6    | 78 088    | 24  | 3    | 56 995     | 25  | 4    | 89 448     | 22  |
| INDONESIA                | 1    | 3 692      | 29  | 1    | 12 577    | 21  | 1    | 1 226      | 27  | ..   | ..        | ..  | 6    | 45 768     | 29  | 3    | 11 568     | 27  |
| ITALY                    | 11   | 196 323    | 30  | 8    | 16 330    | 36  | 13   | 63 928     | 36  | 2    | 1 664     | 47  | ..   | ..         | ..  | 2    | 36 910     | 28  |
| JAPAN                    | 189  | 469 847    | 20  | 149  | 184 697   | 21  | 179  | 41 137     | 20  | 155  | 76 736    | 21  | 159  | 163 495    | 22  | 104  | 63 708     | 19  |
| KOREA (SOUTH)            | 4    | 192 903    | 25  | 3    | 138 280   | 23  | 1    | 91 608     | 22  | 3    | 51 800    | 26  | 3    | 78 230     | 26  | 1    | 10 429     | 27  |
| LIBERIA                  | 23   | 1 066 670  | 23  | 27   | 1 542 205 | 23  | 27   | 1 151 904  | 25  | 27   | 1 108 427 | 25  | 29   | 979 723    | 25  | 40   | 2 314 979  | 25  |
| MALAYSIA                 | 2    | 12 793     | 24  | ..   | ..        | ..  | 1    | 2 991      | 27  | 1    | 4 719     | 23  | 9    | 123 133    | 28  | 2    | 70 105     | 26  |
| MALTA                    | 39   | 685 608    | 26  | 18   | 371 170   | 26  | 26   | 465 546    | 27  | 35   | 602 509   | 26  | 59   | 1 224 875  | 26  | 64   | 1 702 096  | 26  |
| MEXICO                   | ..   | ..         | ..  | ..   | ..        | ..  | ..   | ..         | ..  | ..   | ..        | ..  | 1    | 12 763     | 31  | ..   | ..         | ..  |
| NETHERLANDS              | 1    | 61 178     | 28  | ..   | ..        | ..  | ..   | ..         | ..  | ..   | ..        | ..  | 4    | 119 133    | 27  | 1    | 1 489      | 23  |
| NORWAY                   | 9    | 2 556      | 46  | 5    | 2 233     | 36  | 6    | 1 631      | 39  | ..   | ..        | ..  | 2    | 915        | 47  | 1    | 198        | 64  |
| NORWAY (NIS)             | 8    | 547 064    | 21  | 3    | 275 630   | 27  | 4    | 144 134    | 24  | 3    | 242 448   | 24  | 4    | 377 902    | 24  | 9    | 800 371    | 24  |
| PANAMA                   | 72   | 1 473 340  | 26  | 54   | 1 183 698 | 27  | 73   | 1 522 479  | 26  | 60   | 1 086 406 | 27  | 111  | 2 717 263  | 26  | 110  | 2 165 918  | 26  |
| PERU                     | 2    | 25 843     | 25  | 1    | 4 297     | 29  | ..   | ..         | ..  | ..   | ..        | ..  | ..   | ..         | ..  | ..   | ..         | ..  |
| PHILIPPINES              | 8    | 97 814     | 28  | 5    | 280 089   | 21  | ..   | ..         | ..  | 5    | 47 207    | 30  | 9    | 93 168     | 29  | 1    | 14 466     | 26  |
| POLAND                   | 6    | 26 626     | 23  | 1    | 2 440     | 18  | 3    | 19 316     | 26  | 11   | 100 593   | 27  | 11   | 211 307    | 26  | 4    | 62 449     | 26  |
| RUSSIA                   | 154  | 690 694    | 25  | 236  | 963 231   | 25  | 177  | 899 725    | 26  | 148  | 709 117   | 27  | 98   | 609 225    | 27  | 51   | 226 669    | 26  |
| U.S.S.R.                 | 2    | 1 284      | 39  | 1    | 1 848     | 39  | 3    | 8 954      | 43  | 1    | 238       | 41  | ..   | ..         | ..  | ..   | ..         | ..  |
| SAINT VINCENT            | 45   | 626 765    | 28  | 21   | 340 996   | 30  | 38   | 610 854    | 26  | 75   | 1 621 195 | 28  | 64   | 1 546 764  | 26  | 70   | 1 423 944  | 26  |
| SINGAPORE                | 5    | 92 104     | 24  | ..   | ..        | ..  | 2    | 16 313     | 28  | 7    | 232 827   | 22  | 10   | 168 493    | 25  | 9    | 92 585     | 25  |
| SPAIN                    | 25   | 15 994     | 26  | 57   | 20 209    | 28  | 52   | 16 824     | 29  | 22   | 5 444     | 33  | 23   | 6 326      | 30  | 18   | 6 472      | 32  |
| SWEDEN                   | 1    | 1 897      | 41  | ..   | ..        | ..  | ..   | ..         | ..  | ..   | ..        | ..  | 1    | 1 813      | 23  | 1    | 622        | 37  |
| TURKEY                   | 8    | 119 892    | 30  | 4    | 24 409    | 32  | 10   | 208 733    | 31  | 10   | 195 990   | 27  | 10   | 222 517    | 25  | 7    | 123 120    | 29  |
| UNITED KINGDOM           | 12   | 10 322     | 34  | 8    | 132 451   | 28  | 8    | 61 898     | 26  | 8    | 120 585   | 33  | 6    | 29 756     | 30  | 10   | 77 731     | 31  |
| UNITED STATES OF AMERICA | 37   | 471 782    | 45  | 29   | 395 935   | 35  | 14   | 286 860    | 32  | 7    | 120 311   | 36  | 5    | 106 939    | 33  | 6    | 123 454    | 29  |
| OTHER FLAG STATES        | 171  | 2 093 269  | 27  | 169  | 1 861 625 | 28  | 157  | 1 735 136  | 28  | 187  | 1 520 528 | 28  | 172  | 2 277 663  | 28  | 145  | 2 310 339  | 27  |
| TOTALS                   | 945  | 12 293 143 | 26  | 876  | 9 427 668 | 26  | 917  | 10 810 661 | 26  | 868  | 9 655 533 | 26  | 941  | 13 911 648 | 26  | 797  | 16 182 479 | 26  |

TABLE 10B DISPOSALS - BY NATIONALITY OF OWNER

1999

| NATIONALITY                   | 1994 |           |     | 1995 |           |     | 1996 |           |     | 1997 |           |     | 1998 |           |     | 1999 |           |     |
|-------------------------------|------|-----------|-----|------|-----------|-----|------|-----------|-----|------|-----------|-----|------|-----------|-----|------|-----------|-----|
|                               | No.  | GT        | Age | No.  | GT        | Age | No.  | GT        | Age | No.  | GT        | Age | No.  | GT        | Age | No.  | GT        | Age |
| ALBANIA                       | ..   | ..        | ..  | ..   | ..        | ..  | 2    | 17 298    | 37  | ..   | ..        | ..  | ..   | ..        | ..  | ..   | ..        | ..  |
| ARGENTINA                     | 2    | 20 028    | 27  | 3    | 37 770    | 26  | 1    | 32 773    | 31  | 1    | 33 810    | 32  | 1    | 788       | 25  | 1    | 3 021     | 37  |
| AUSTRALIA                     | 2    | 2 572     | 31  | 1    | 232       | 29  | ..   | ..        | ..  | ..   | ..        | ..  | ..   | ..        | ..  | 1    | 26 032    | 21  |
| AZERBAIJAN                    | ..   | ..        | ..  | 2    | 9 429     | 27  | ..   | ..        | ..  | 1    | 756       | 29  | ..   | ..        | ..  | 2    | 3 752     | 29  |
| BAHRAIN                       | ..   | ..        | ..  | 1    | 1 152     | 32  | ..   | ..        | ..  | ..   | ..        | ..  | ..   | ..        | ..  | ..   | ..        | ..  |
| BANGLADESH                    | 4    | 32 029    | 25  | 2    | 19 997    | 26  | 3    | 21 873    | 22  | 2    | 17 524    | 25  | 3    | 23 671    | 25  | 2    | 14 298    | 27  |
| BELGIUM                       | 4    | 858       | 36  | ..   | ..        | ..  | 5    | 39 775    | 29  | 4    | 23 307    | 39  | 1    | 136       | 37  | 1    | 128       | 34  |
| BELIZE                        | ..   | ..        | ..  | ..   | ..        | ..  | 2    | 25 376    | 32  | 5    | 41 844    | 29  | 5    | 56 084    | 25  | 3    | 27 041    | 22  |
| BRAZIL                        | 3    | 43 319    | 29  | 2    | 92 006    | 21  | 1    | 73 688    | 20  | ..   | ..        | ..  | 16   | 286 761   | 34  | 1    | 18 318    | 26  |
| BULGARIA                      | 1    | 5 498     | 39  | 6    | 50 184    | 29  | 3    | 14 087    | 27  | 1    | 14 518    | 31  | 1    | 5 786     | 33  | 3    | 17 110    | 31  |
| CAMBODIA                      | ..   | ..        | ..  | ..   | ..        | ..  | ..   | ..        | ..  | 2    | 11 621    | 29  | 2    | 31 358    | 25  | ..   | ..        | ..  |
| CANADA                        | 4    | 49 829    | 33  | 14   | 160 655   | 34  | 4    | 69 133    | 30  | 2    | 1 326     | 45  | 2    | 8 751     | 45  | 2    | 21 184    | 54  |
| CAPE VERDE REPUBLIC           | 2    | 1 424     | 24  | ..   | ..        | ..  | ..   | ..        | ..  | ..   | ..        | ..  | ..   | ..        | ..  | ..   | ..        | ..  |
| CHILE                         | 2    | 33 894    | 29  | 2    | 1 833     | 34  | 3    | 120 790   | 23  | 3    | 24 866    | 28  | ..   | ..        | ..  | 2    | 13 353    | 32  |
| CHINA, (PEOPLE'S REPUBLIC OF) | 10   | 172 292   | 27  | 11   | 209 345   | 29  | 26   | 344 668   | 26  | 28   | 385 773   | 26  | 45   | 667 703   | 26  | 14   | 412 031   | 24  |
| CHINA, (REPUBLIC OF TAIWAN)   | 3    | 96 601    | 25  | 3    | 20 154    | 28  | 7    | 188 824   | 25  | 3    | 29 096    | 26  | 11   | 209 511   | 27  | 8    | 140 393   | 25  |
| COLOMBIA                      | ..   | ..        | ..  | 1    | 3 805     | 48  | ..   | ..        | ..  | ..   | ..        | ..  | ..   | ..        | ..  | ..   | ..        | ..  |
| CROATIA                       | 8    | 2 249     | 37  | 1    | 12 994    | 26  | 1    | 347       | 39  | 4    | 62 070    | 27  | 7    | 93 791    | 24  | 9    | 77 779    | 28  |
| CUBA                          | 5    | 6 093     | 21  | 6    | 11 605    | 19  | 1    | 215       | 19  | 2    | 1 000     | 27  | 4    | 46 713    | 28  | ..   | ..        | ..  |
| CYPRUS                        | 5    | 199 849   | 23  | 5    | 262 782   | 29  | 4    | 172 667   | 22  | 3    | 45 696    | 27  | 6    | 108 934   | 24  | 2    | 44 049    | 21  |
| DENMARK                       | 8    | 3 383     | 24  | 7    | 74 039    | 26  | 2    | 578       | 41  | 3    | 955       | 36  | 2    | 2 359     | 35  | 3    | 16 126    | 43  |
| DOMINICAN REPUBLIC            | ..   | ..        | ..  | 1    | 500       | 41  | ..   | ..        | ..  | ..   | ..        | ..  | ..   | ..        | ..  | ..   | ..        | ..  |
| ECUADOR                       | 5    | 29 386    | 28  | ..   | ..        | ..  | ..   | ..        | ..  | ..   | ..        | ..  | ..   | ..        | ..  | ..   | ..        | ..  |
| EGYPT                         | 8    | 43 259    | 29  | 1    | 7 151     | 22  | 3    | 14 277    | 30  | 5    | 17 497    | 28  | 5    | 32 860    | 29  | 3    | 11 288    | 25  |
| ESTONIA                       | 3    | 23 361    | 25  | 5    | 4 626     | 29  | 3    | 11 888    | 23  | 1    | 225       | 29  | 4    | 14 290    | 26  | 2    | 13 752    | 25  |
| FAEROES                       | 1    | 275       | 31  | ..   | ..        | ..  | 1    | 1 036     | 36  | ..   | ..        | ..  | ..   | ..        | ..  | ..   | ..        | ..  |
| FINLAND                       | 2    | 50 123    | 54  | 1    | 122 713   | 21  | 4    | 231 684   | 24  | 1    | 43 114    | 23  | 2    | 42 746    | 27  | 6    | 297 776   | 25  |
| FRANCE                        | 1    | 59 783    | 21  | 3    | 3 586     | 28  | 3    | 15 542    | 29  | 3    | 746       | 36  | 2    | 149 333   | 23  | 4    | 96 105    | 27  |
| GEORGIA                       | 5    | 28 094    | 24  | 3    | 15 525    | 26  | 2    | 23 944    | 23  | 1    | 2 177     | 30  | 3    | 10 499    | 19  | ..   | ..        | ..  |
| GERMANY                       | 7    | 196 760   | 25  | 3    | 146 866   | 30  | ..   | ..        | ..  | 7    | 174 362   | 37  | 4    | 166 371   | 30  | 5    | 66 406    | 27  |
| GHANA                         | ..   | ..        | ..  | ..   | ..        | ..  | ..   | ..        | ..  | ..   | ..        | ..  | 1    | 2 579     | 22  | ..   | ..        | ..  |
| GREECE                        | 93   | 2 593 042 | 25  | 47   | 1 163 740 | 31  | 97   | 2 532 436 | 27  | 94   | 2 149 210 | 26  | 148  | 4 225 086 | 25  | 178  | 5 353 971 | 25  |
| GRENADA                       | ..   | ..        | ..  | ..   | ..        | ..  | ..   | ..        | ..  | 1    | 199       | 29  | ..   | ..        | ..  | ..   | ..        | ..  |
| HONDURAS                      | ..   | ..        | ..  | 3    | 6 167     | 34  | 1    | 988       | 30  | 1    | 496       | 40  | ..   | ..        | ..  | ..   | ..        | ..  |
| HONG KONG, CHINA              | 16   | 833 188   | 23  | 4    | 173 697   | 25  | 10   | 385 326   | 26  | 9    | 108 145   | 26  | 18   | 564 371   | 25  | 12   | 672 225   | 25  |

TABLE 10B DISPOSALS - BY NATIONALITY OF OWNER

1999

| NATIONALITY      | 1994 |         |     | 1995 |         |     | 1996 |         |     | 1997 |         |     | 1998 |         |     | 1999 |           |     |
|------------------|------|---------|-----|------|---------|-----|------|---------|-----|------|---------|-----|------|---------|-----|------|-----------|-----|
|                  | No.  | GT      | Age | No.  | GT      | Age | No.  | GT      | Age | No.  | GT      | Age | No.  | GT      | Age | No.  | GT        | Age |
| HUNGARY          | ..   | ..      | ..  | ..   | ..      | ..  | ..   | ..      | ..  | 1    | 8 223   | 21  | ..   | ..      | ..  | ..   | ..        | ..  |
| ICELAND          | 1    | 123     | 25  | 2    | 367     | 31  | 1    | 499     | 39  | 2    | 22 794  | 25  | ..   | ..      | ..  | ..   | ..        | ..  |
| INDIA            | 14   | 213 194 | 22  | 7    | 47 016  | 24  | 10   | 329 376 | 21  | 9    | 140 303 | 25  | 12   | 153 930 | 25  | 15   | 317 805   | 24  |
| INDONESIA        | 1    | 3 692   | 29  | 1    | 12 577  | 21  | 1    | 1 226   | 27  | ..   | ..      | ..  | 7    | 45 926  | 27  | 1    | 3 966     | 29  |
| IRAN             | 6    | 792 969 | 20  | 7    | 621 440 | 23  | 1    | 17 851  | 25  | 1    | 20 402  | 24  | 6    | 211 202 | 26  | 2    | 33 392    | 25  |
| IRISH REPUBLIC   | ..   | ..      | ..  | 1    | 1 223   | 29  | ..   | ..      | ..  | ..   | ..      | ..  | 1    | 200     | 34  | ..   | ..        | ..  |
| ISRAEL           | 3    | 20 970  | 30  | 1    | 9 861   | 27  | ..   | ..      | ..  | 3    | 66 163  | 26  | 9    | 202 360 | 25  | 2    | 18 133    | 24  |
| ITALY            | 14   | 253 364 | 29  | 9    | 49 178  | 35  | 14   | 81 706  | 35  | 3    | 17 319  | 39  | 2    | 17 264  | 26  | 7    | 95 230    | 28  |
| JAPAN            | 158  | 595 552 | 20  | 117  | 386 785 | 21  | 136  | 329 325 | 20  | 151  | 541 084 | 21  | 146  | 348 996 | 22  | 102  | 246 146   | 19  |
| JORDAN           | ..   | ..      | ..  | 1    | 50 490  | 25  | ..   | ..      | ..  | 1    | 8 977   | 22  | 1    | 19 227  | 31  | ..   | ..        | ..  |
| KENYA            | ..   | ..      | ..  | ..   | ..      | ..  | 1    | 10 683  | 28  | ..   | ..      | ..  | ..   | ..      | ..  | 1    | 3 077     | 37  |
| KOREA (NORTH)    | 1    | 1 935   | 35  | 2    | 22 091  | 29  | 2    | 125 557 | 29  | 4    | 37 967  | 28  | 3    | 29 711  | 26  | 2    | 15 825    | 27  |
| KOREA (SOUTH)    | 4    | 192 903 | 25  | 6    | 382 504 | 23  | 4    | 103 108 | 26  | 5    | 78 929  | 25  | 4    | 95 347  | 26  | 1    | 10 429    | 27  |
| KUWAIT           | 1    | 158 797 | 20  | ..   | ..      | ..  | 1    | 28 874  | 29  | 3    | 57 609  | 28  | ..   | ..      | ..  | ..   | ..        | ..  |
| LATVIA           | 13   | 63 308  | 23  | 4    | 2 085   | 30  | 1    | 1 184   | 38  | 5    | 15 388  | 27  | 2    | 731     | 39  | 7    | 42 257    | 27  |
| LEBANON          | 2    | 251 824 | 19  | 1    | 22 385  | 34  | 1    | 4 038   | 34  | 2    | 10 533  | 33  | 1    | 1 574   | 37  | ..   | ..        | ..  |
| LIBERIA          | 7    | 130 798 | 26  | 7    | 208 336 | 28  | 9    | 356 868 | 24  | 9    | 94 612  | 26  | 9    | 336 761 | 24  | 8    | 215 637   | 25  |
| LITHUANIA        | 13   | 40 602  | 24  | 16   | 80 606  | 23  | 4    | 18 267  | 21  | 2    | 5 777   | 18  | 2    | 15 757  | 28  | ..   | ..        | ..  |
| MALAYSIA         | 2    | 12 793  | 24  | ..   | ..      | ..  | 2    | 3 853   | 41  | 1    | 4 719   | 23  | 8    | 37 728  | 29  | 3    | 71 511    | 29  |
| MALDIVE ISLANDS  | ..   | ..      | ..  | ..   | ..      | ..  | ..   | ..      | ..  | 3    | 12 865  | 32  | ..   | ..      | ..  | 6    | 38 246    | 30  |
| MALTA            | ..   | ..      | ..  | 1    | 12 588  | 27  | 7    | 37 865  | 34  | 6    | 25 424  | 32  | 7    | 109 009 | 28  | 3    | 105 303   | 25  |
| MAURITIUS        | ..   | ..      | ..  | ..   | ..      | ..  | 1    | 3 150   | 33  | ..   | ..      | ..  | ..   | ..      | ..  | 2    | 17 378    | 29  |
| MEXICO           | 1    | 4 656   | 23  | 2    | 6 903   | 27  | ..   | ..      | ..  | ..   | ..      | ..  | 3    | 20 748  | 33  | ..   | ..        | ..  |
| MONACO           | 3    | 17 808  | 22  | 1    | 21 065  | 22  | 1    | 39 909  | 23  | ..   | ..      | ..  | ..   | ..      | ..  | 2    | 18 824    | 30  |
| MOROCCO          | 2    | 20 929  | 18  | ..   | ..      | ..  | 1    | 351     | 39  | ..   | ..      | ..  | 1    | 235     | 42  | ..   | ..        | ..  |
| NAMIBIA          | ..   | ..      | ..  | ..   | ..      | ..  | 2    | 2 870   | 24  | ..   | ..      | ..  | ..   | ..      | ..  | ..   | ..        | ..  |
| NETHERLANDS      | 5    | 65 103  | 23  | 1    | 107 411 | 22  | ..   | ..      | ..  | 1    | 9 081   | 23  | 6    | 31 279  | 31  | 5    | 18 907    | 29  |
| NEW ZEALAND      | ..   | ..      | ..  | ..   | ..      | ..  | 2    | 11 381  | 33  | ..   | ..      | ..  | ..   | ..      | ..  | ..   | ..        | ..  |
| NIGERIA          | ..   | ..      | ..  | 1    | 14 167  | 23  | ..   | ..      | ..  | ..   | ..      | ..  | 1    | 8 874   | 30  | 1    | 8 939     | 27  |
| NORWAY           | 27   | 762 809 | 30  | 13   | 516 668 | 30  | 19   | 479 054 | 30  | 9    | 406 196 | 25  | 17   | 692 651 | 27  | 23   | 1 355 742 | 27  |
| PAKISTAN         | 10   | 118 749 | 26  | 3    | 49 500  | 28  | 3    | 28 766  | 29  | 3    | 33 421  | 25  | 2    | 19 113  | 22  | 2    | 27 305    | 20  |
| PANAMA           | 4    | 40 919  | 31  | 11   | 67 300  | 29  | 15   | 215 270 | 27  | 8    | 76 054  | 27  | 10   | 303 920 | 28  | 10   | 92 204    | 27  |
| PAPUA NEW GUINEA | ..   | ..      | ..  | ..   | ..      | ..  | 1    | 211     | 23  | ..   | ..      | ..  | ..   | ..      | ..  | ..   | ..        | ..  |
| PERU             | 2    | 27 783  | 24  | 2    | 5 267   | 27  | ..   | ..      | ..  | ..   | ..      | ..  | 3    | 33 460  | 17  | 1    | 140       | 26  |
| PHILIPPINES      | 6    | 24 484  | 33  | 7    | 289 692 | 23  | ..   | ..      | ..  | 5    | 47 207  | 30  | 6    | 71 911  | 28  | ..   | ..        | ..  |

TABLE 10B DISPOSALS - BY NATIONALITY OF OWNER

1999

| NATIONALITY              | 1994 |            |     | 1995 |           |     | 1996 |            |     | 1997 |           |     | 1998 |            |     | 1999 |            |     |
|--------------------------|------|------------|-----|------|-----------|-----|------|------------|-----|------|-----------|-----|------|------------|-----|------|------------|-----|
|                          | No.  | GT         | Age | No.  | GT        | Age | No.  | GT         | Age | No.  | GT        | Age | No.  | GT         | Age | No.  | GT         | Age |
| POLAND                   | 6    | 26 626     | 23  | 1    | 2 440     | 18  | 3    | 19 316     | 26  | 10   | 92 210    | 27  | 14   | 250 244    | 25  | 8    | 115 509    | 25  |
| PORTUGAL                 | 7    | 19 064     | 29  | 1    | 430       | 65  | 1    | 1 966      | 19  | ..   | ..        | ..  | ..   | ..         | ..  | ..   | ..         | ..  |
| ROMANIA                  | 9    | 78 092     | 24  | 3    | 21 490    | 26  | 2    | 13 515     | 31  | 5    | 18 542    | 17  | 7    | 79 238     | 25  | 16   | 294 328    | 23  |
| RUSSIA                   | 151  | 689 799    | 25  | 234  | 891 471   | 25  | 175  | 907 179    | 26  | 150  | 749 602   | 27  | 98   | 613 535    | 27  | 50   | 284 646    | 27  |
| SAINT KITTS-NEVIS        | ..   | ..         | ..  | ..   | ..        | ..  | ..   | ..         | ..  | 1    | 12 079    | 32  | 1    | 56 232     | 25  | ..   | ..         | ..  |
| SAINT VINCENT            | 4    | 20 237     | 30  | 1    | 1 501     | 45  | 3    | 34 921     | 28  | 3    | 56 280    | 25  | 7    | 87 334     | 24  | 5    | 26 884     | 22  |
| SAUDI ARABIA             | 3    | 15 773     | 26  | 3    | 16 306    | 34  | 2    | 26 354     | 31  | ..   | ..        | ..  | 1    | 6 589      | 33  | 3    | 161 373    | 28  |
| SENEGAL                  | 1    | 1 519      | 29  | ..   | ..        | ..  | 1    | 110        | 36  | ..   | ..        | ..  | ..   | ..         | ..  | ..   | ..         | ..  |
| SINGAPORE                | 8    | 98 950     | 26  | 6    | 147 825   | 27  | 12   | 258 020    | 28  | 14   | 297 177   | 26  | 16   | 147 836    | 27  | 21   | 302 277    | 26  |
| SLOVENIA                 | ..   | ..         | ..  | ..   | ..        | ..  | 2    | 29 777     | 23  | ..   | ..        | ..  | ..   | ..         | ..  | ..   | ..         | ..  |
| SOUTH AFRICA             | ..   | ..         | ..  | 2    | 2 247     | 28  | 1    | 1 573      | 35  | 1    | 8 689     | 28  | 2    | 8 788      | 28  | 1    | 8 689      | 31  |
| SPAIN                    | 21   | 202 809    | 25  | 53   | 31 324    | 28  | 47   | 180 070    | 29  | 22   | 16 567    | 32  | 22   | 6 200      | 30  | 13   | 12 166     | 30  |
| SRI LANKA                | 2    | 71 873     | 26  | ..   | ..        | ..  | ..   | ..         | ..  | ..   | ..        | ..  | ..   | ..         | ..  | ..   | ..         | ..  |
| SWEDEN                   | 4    | 19 353     | 35  | ..   | ..        | ..  | ..   | ..         | ..  | 1    | 88 826    | 27  | 1    | 1 813      | 23  | ..   | ..         | ..  |
| SWITZERLAND              | 1    | 14 647     | 25  | 1    | 37 784    | 29  | 2    | 44 116     | 26  | 1    | 43 188    | 23  | 9    | 196 940    | 26  | 7    | 158 423    | 26  |
| SYRIA                    | 1    | 398        | 40  | ..   | ..        | ..  | ..   | ..         | ..  | ..   | ..        | ..  | 2    | 7 467      | 32  | 2    | 13 631     | 34  |
| TANZANIA                 | ..   | ..         | ..  | ..   | ..        | ..  | ..   | ..         | ..  | ..   | ..        | ..  | ..   | ..         | ..  | 1    | 2 763      | 35  |
| THAILAND                 | 2    | 785        | 24  | 3    | 19 926    | 27  | 3    | 16 998     | 29  | 16   | 285 170   | 25  | 4    | 30 469     | 25  | 4    | 13 150     | 29  |
| TONGA                    | ..   | ..         | ..  | 1    | 499       | 31  | ..   | ..         | ..  | ..   | ..        | ..  | ..   | ..         | ..  | ..   | ..         | ..  |
| TUNISIA                  | 1    | 7 379      | 20  | ..   | ..        | ..  | ..   | ..         | ..  | ..   | ..        | ..  | ..   | ..         | ..  | ..   | ..         | ..  |
| TURKEY                   | 10   | 142 928    | 30  | 3    | 11 821    | 34  | 8    | 197 442    | 31  | 9    | 187 420   | 27  | 11   | 229 656    | 26  | 7    | 109 662    | 30  |
| TURKMENISTAN             | ..   | ..         | ..  | ..   | ..        | ..  | ..   | ..         | ..  | 3    | 1 058     | 30  | 1    | 950        | 21  | ..   | ..         | ..  |
| UKRAINE                  | 19   | 97 878     | 26  | 35   | 140 704   | 29  | 38   | 286 071    | 27  | 49   | 389 972   | 28  | 38   | 175 982    | 28  | 26   | 229 951    | 28  |
| UNITED ARAB EMIRATES     | 10   | 85 654     | 28  | 3    | 54 679    | 27  | 6    | 96 513     | 26  | 19   | 644 097   | 25  | 7    | 86 445     | 28  | 17   | 302 991    | 26  |
| UNITED KINGDOM           | 28   | 473 542    | 31  | 14   | 418 458   | 27  | 12   | 91 047     | 26  | 21   | 480 433   | 29  | 28   | 888 601    | 26  | 31   | 1 220 084  | 27  |
| UNITED STATES OF AMERICA | 44   | 986 796    | 41  | 29   | 925 706   | 32  | 26   | 811 810    | 30  | 28   | 754 248   | 30  | 17   | 317 886    | 31  | 32   | 1 623 554  | 26  |
| URUGUAY                  | ..   | ..         | ..  | 1    | 256       | 64  | 1    | 2 396      | 27  | ..   | ..        | ..  | ..   | ..         | ..  | 1    | 3 384      | 35  |
| VANUATU                  | ..   | ..         | ..  | ..   | ..        | ..  | 1    | 9 598      | 30  | 1    | 9 598     | 30  | ..   | ..         | ..  | ..   | ..         | ..  |
| VENEZUELA                | 1    | 16 591     | 21  | 1    | 2 777     | 29  | ..   | ..         | ..  | ..   | ..        | ..  | ..   | ..         | ..  | ..   | ..         | ..  |
| VIETNAM                  | 6    | 32 510     | 31  | 4    | 34 040    | 27  | 17   | 64 232     | 23  | 9    | 40 902    | 26  | 3    | 996        | 14  | 3    | 1 496      | 18  |
| YEMEN                    | ..   | ..         | ..  | 1    | 1 490     | 29  | ..   | ..         | ..  | ..   | ..        | ..  | ..   | ..         | ..  | ..   | ..         | ..  |
| YUGOSLAVIA               | 2    | 25 917     | 28  | ..   | ..        | ..  | ..   | ..         | ..  | 2    | 18 998    | 27  | 1    | 17 233     | 30  | 1    | 15 372     | 26  |
| UNKNOWN                  | 100  | 820 770    | 25  | 114  | 1 064 436 | 27  | 126  | 1 147 182  | 25  | 79   | 529 097   | 29  | 89   | 1 142 819  | 27  | 78   | 1 179 612  | 28  |
| TOTALS                   | 945  | 12 293 143 | 26  | 876  | 9 427 668 | 26  | 917  | 10 810 661 | 26  | 868  | 9 655 533 | 26  | 941  | 13 911 648 | 26  | 797  | 16 182 479 | 26  |

TABLE 10C DISPOSALS - BY SHIPTYPE CATEGORY

1999

| SHIPTYPE                  | 1994 |            |     | 1995 |           |     | 1996 |            |     | 1997 |           |     | 1998 |            |     | 1999 |            |     |
|---------------------------|------|------------|-----|------|-----------|-----|------|------------|-----|------|-----------|-----|------|------------|-----|------|------------|-----|
|                           | No.  | GT         | Age | No.  | GT        | Age | No.  | GT         | Age | No.  | GT        | Age | No.  | GT         | Age | No.  | GT         | Age |
| LNG TANKER                | 1    | 1 584      | 22  | ..   | ..        | ..  | ..   | ..         | ..  | 1    | 20 653    | 33  | ..   | ..         | ..  |      |            |     |
| LPG TANKER                | 12   | 21 196     | 26  | 6    | 6 949     | 26  | 8    | 23 728     | 29  | 14   | 52 250    | 30  | 9    | 34 140     | 30  | 4    | 26 724     | 32  |
| CHEMICAL                  | 19   | 92 422     | 26  | 8    | 43 324    | 26  | 19   | 71 218     | 20  | 21   | 94 186    | 26  | 10   | 20 274     | 25  | 8    | 72 271     | 27  |
| CRUDE OIL TANKER          | 66   | 5 673 116  | 22  | 49   | 4 681 083 | 22  | 28   | 2 517 296  | 22  | 20   | 1 509 094 | 23  | 32   | 2 611 330  | 25  | 77   | 6 654 485  | 25  |
| OIL PRODUCTS TANKER       | 67   | 650 409    | 27  | 72   | 741 423   | 28  | 66   | 467 739    | 26  | 53   | 227 992   | 26  | 27   | 167 979    | 27  | 29   | 462 356    | 28  |
| OTHER LIQUIDS             | 3    | 4 054      | 37  | 4    | 19 134    | 35  | ..   | ..         | ..  | 4    | 18 884    | 26  | 2    | 3 558      | 47  | 4    | 544        | 29  |
| BULK DRY                  | 86   | 2 319 833  | 26  | 30   | 903 803   | 26  | 121  | 3 662 943  | 25  | 133  | 3 450 492 | 25  | 224  | 6 070 335  | 25  | 183  | 4 889 895  | 25  |
| BULK DRY/OIL              | 16   | 1 046 138  | 22  | 9    | 681 764   | 22  | 20   | 1 334 861  | 23  | 10   | 789 083   | 23  | 11   | 817 707    | 23  | 11   | 740 072    | 24  |
| SELF-DISCHARGING BULK DRY | 2    | 33 161     | 39  | 2    | 21 285    | 54  | 1    | 7 356      | 91  | ..   | ..        | ..  | 2    | 15 740     | 47  | 2    | 35 910     | 34  |
| OTHER BULK DRY            | 13   | 9 610      | 25  | 19   | 11 842    | 27  | 20   | 326 580    | 24  | 15   | 160 506   | 25  | 17   | 269 171    | 25  | 13   | 179 443    | 28  |
| GENERAL CARGO             | 197  | 1 119 304  | 31  | 150  | 743 301   | 29  | 213  | 1 221 132  | 26  | 333  | 2 139 919 | 26  | 281  | 1 889 579  | 26  | 202  | 1 504 594  | 26  |
| PASSENGER/GENERAL CARGO   | 6    | 32 288     | 34  | 3    | 2 270     | 45  | 14   | 93 657     | 33  | 2    | 3 537     | 37  | ..   | ..         | ..  | 1    | 3 338      | 35  |
| CONTAINER                 | 3    | 43 454     | 25  | 10   | 197 501   | 26  | 13   | 270 486    | 28  | 22   | 382 567   | 25  | 49   | 1 410 715  | 25  | 47   | 903 541    | 25  |
| REFRIGERATED CARGO        | 51   | 312 797    | 27  | 40   | 249 927   | 29  | 23   | 117 564    | 28  | 14   | 76 060    | 28  | 22   | 167 986    | 28  | 38   | 293 185    | 27  |
| RO-RO CARGO               | 12   | 141 948    | 20  | 7    | 163 517   | 26  | 8    | 53 737     | 26  | 4    | 96 943    | 21  | 8    | 54 252     | 25  | 4    | 30 435     | 25  |
| PASSENGER/RO-RO CARGO     | 12   | 17 866     | 38  | 6    | 20 772    | 32  | 4    | 17 631     | 42  | 10   | 50 560    | 36  | 10   | 55 862     | 34  | 4    | 48 264     | 30  |
| PASSENGER (CRUISE)        | 1    | 5 243      | 36  | 3    | 15 440    | 33  | 2    | 9 675      | 35  | 6    | 108 205   | 38  | 3    | 12 129     | 33  | 4    | 36 706     | 38  |
| PASSENGER SHIP            | 10   | 2 280      | 24  | 11   | 4 908     | 29  | 4    | 3 744      | 29  | 6    | 1 069     | 23  | 9    | 16 076     | 28  | 10   | 8 235      | 29  |
| OTHER DRY CARGO           | 2    | 9 417      | 28  | 3    | 75 247    | 26  | 2    | 55 280     | 27  | 3    | 51 546    | 34  | 4    | 11 785     | 32  | 5    | 96 162     | 28  |
| FISH CATCHING             | 289  | 362 090    | 22  | 348  | 440 132   | 23  | 262  | 323 388    | 24  | 124  | 199 394   | 26  | 147  | 150 629    | 24  | 101  | 87 312     | 22  |
| OTHER FISHING             | 31   | 330 002    | 26  | 28   | 286 066   | 26  | 23   | 137 643    | 26  | 14   | 148 982   | 29  | 13   | 83 091     | 25  | 10   | 71 702     | 24  |
| OFFSHORE SUPPLY           | ..   | ..         | ..  | 2    | 869       | 18  | 1    | 286        | 31  | 1    | 471       | 24  | 2    | 3 136      | 18  | ..   | ..         | ..  |
| OTHER OFFSHORE            | 4    | 18 473     | 23  | 2    | 44 535    | 40  | 2    | 1 723      | 20  | 2    | 6 494     | 45  | 1    | 307        | 24  | 1    | 622        | 37  |
| RESEARCH                  | 4    | 16 053     | 28  | 4    | 9 328     | 28  | 9    | 63 508     | 30  | 2    | 495       | 34  | 3    | 1 096      | 23  | 1    | 253        | 18  |
| TOWING/PUSHING            | 18   | 5 755      | 29  | 33   | 13 573    | 37  | 37   | 16 587     | 37  | 24   | 8 133     | 34  | 22   | 6 935      | 38  | 8    | 2 536      | 31  |
| DREDGING                  | 6    | 3 987      | 32  | 6    | 3 895     | 27  | 7    | 2 242      | 29  | 12   | 10 415    | 28  | 13   | 11 917     | 27  | 13   | 12 602     | 32  |
| OTHER ACTIVITIES          | 14   | 20 663     | 33  | 21   | 45 780    | 30  | 10   | 10 657     | 30  | 18   | 47 603    | 29  | 20   | 25 919     | 25  | 17   | 21 292     | 27  |
| TOTALS                    | 945  | 12 293 143 | 26  | 876  | 9 427 668 | 26  | 917  | 10 810 661 | 26  | 868  | 9 655 533 | 26  | 941  | 13 911 648 | 26  | 797  | 16 182 479 | 26  |



## APPENDIX 1

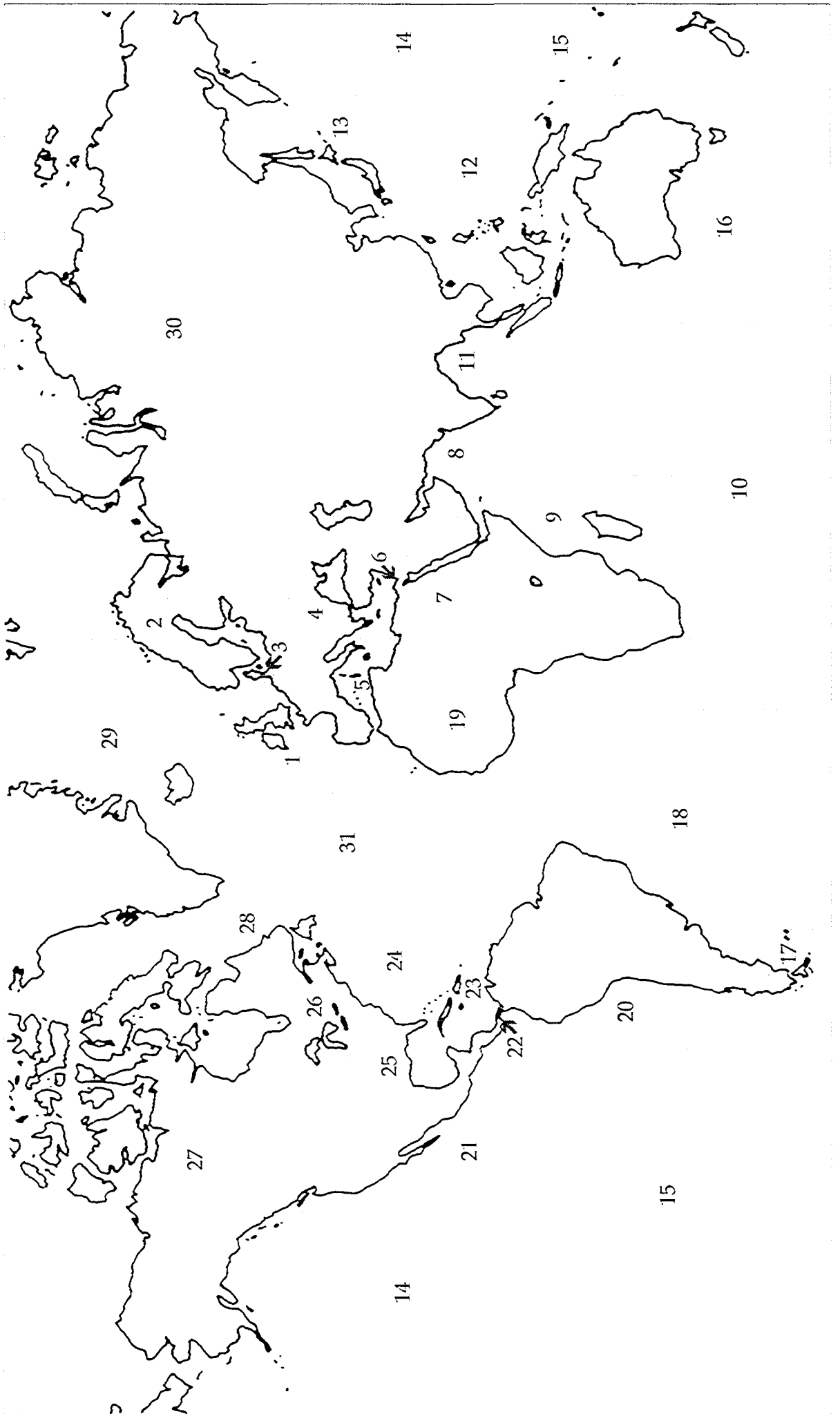
### TOTAL LOSSES WHERE THE INITIATING EVENT OCCURRED DURING 1999

#### Listing of individual ships - sorted by shiptype category and incident type

##### Details

##### Shiptype Category

| Ship Name    | Gross Tonnage       | Incident Type | Circumstances and Place |
|--------------|---------------------|---------------|-------------------------|
| Registration | Deadweight          | Type of Loss  |                         |
| Nationality  | Date of Build (DOB) | Zone          |                         |
| Cargo Status |                     |               |                         |
| Cargo 1      |                     |               |                         |
| Cargo 2      |                     |               |                         |
| Cargo 3      |                     |               |                         |



SHIP TYPE CATEGORY  
SHIP NAME  
REGISTRATION  
NATIONALITY  
CARGO STATUS  
CARGO 1  
CARGO 2  
CARGO 3

GT  
DWT  
DOB

INCIDENT TYPE  
TYPE OF LOSS  
ZONE

CIRCUMSTANCES AND PLACE

**LPG TANKER**

**QI YUN 881** 1,140 COLLISION SANK AFTER COLLISION WITH M CONTAINER VESSEL 'QING CHUN  
CHINA 1,195 ATL MEN' 2.5 N MILES OFF HONG KONG, IN LAT. 22 09N., LONG. 114  
HONG KONG, CHINA 1974 12 11E., ON 25/3/99.  
LOADED ALL 15 CREW RESCUED. THE TWO GAS TANKS WERE DETACHED FROM  
LPG; 750 TONS THE VESSEL AND TOWED TO AN ISOLATED BEACH FOR GASFREEING.

**CHEMICAL**

**STRONGHAND** 497 GROUNDING STRANDED OFF MADANGHO, ESCRAVOS RIVER 29/4/99. SUBSEQUENTLY  
NIGERIA 825 ATL SANK.  
NIGERIA 1962 19 CREW WERE TAKEN HOSTAGE AND SUBSEQUENTLY RELEASED. VESSEL  
LOADED DIESEL, 790T VANDALISED.

**CRUDE OIL TANKER**

**ATHENIAN PRIDE** 43,417 FIRE/EXPLOSION HAD EXPLOSION AND FIRE OFF KHOR FAKKAN ON 5/1/99 AFTER  
CYPRUS 83,466 CTL COMPLETING CARGO TRANSFER TO M TANKER 'WORLD PENDANT'.  
GREECE 1976 8 LATER ANCHORED IN FUJAIRAH ROADS. ARRIVED DUBAI 25/1/99  
EMPTY FOR REPAIRS. ARRIVED GADANI BEACH 1/4/99 TO BE BROKEN UP.  
(CRUDE OIL) EXPLOSION OCCURRED IN THE FORECASTLE AREA OF VESSEL,  
BETWEEN THE CHAIN LOCKER AND STORE ROOMS. SOME OF THE  
DEBRIS FROM THE EXPLOSION LANDED ON THE MAIN DECK OF  
'WORLD PENDANT', CAUSING DAMAGE. ONE CREW MEMBER FROM  
'ATHENIAN PRIDE' WAS BLOWN OVERBOARD, BUT MANAGED TO SWIM  
BACK TO VESSEL WITHOUT PHYSICAL INJURY.

**OIL PRODUCTS TANKER**

**ERIKA** 19,666 FOUNDERED BROKE IN TWO ABOUT 40 MILES S. OF POINTE DE PENMARCH, IN  
MALTA 37,283 ATL LAT. 47 10N., LONG. 04 36W., ON 12/12/99 IN HEAVY WEATHER  
ITALY 1975 1 AFTER LISTING. FOREPART SANK 13/12/99. AFTPART TAKEN IN  
LOADED TOW, BUT ALSO SANK 13/12/99.  
HEAVY FUEL OIL ALL 26 CREW RESCUED. BOTH FOREPART AND AFTPART LIE IN A  
DEPTH OF 120 METRES OF WATER. OIL SPILLAGE OCCURRED,  
CAUSING HEAVY POLLUTION ALONG THE FRENCH ATLANTIC COAST.

**MARY ANNE** 465 FOUNDERED LISTED AND FOUNDERED ABOUT 6 KM S.W. OF MARIVELES ON  
PHILIPPINES 1985 ATL 23/7/99 DURING TROPICAL STORM "HELMING", CAUSING OIL SPILL  
PHILIPPINES 12 IN MANILA BAY.  
LOADED 1 CREW MISSING.  
OIL

**INES** 3,838 FIRE/EXPLOSION HAD EXPLOSION AND FIRE WHILST ANCHORED 8 MILES OFF  
BELIZE 6,174 ATL FUJAIRAH AND SUBSEQUENTLY SANK ON 9/8/99.  
GREECE 1967 8 5 CREW MISSING, 2 INJURED, 22 RESCUED, 1 DEAD.  
LOADED VESSEL SANK IN 71 METRES OF WATER.  
OIL RESIDUE  
GARBAGE

**OTHER LIQUIDS**

**SEEFALK** 639 FOUNDERED REPORTED 23/11/99; FOUNDERED WHILST AT ANCHOR LAST WEEK,  
BELIZE 691 ATL AT NEW CALEDONIA.  
UNKNOWN 1962 15

**BULK DRY**

**PEACE** 32,571 FOUNDERED SPRANG A LEAK AND SANK 32 MILES OFF COLOMBO ON 28/1/99.  
BELIZE 64,912 ATL CREW RESCUED.  
UNITED ARAB EMIRATES 1971 8

**SANAGA** 14,929 FOUNDERED TOOK WATER IN LAT. 27 34.35., LONG. 44 13.6E, ABOUT 700  
PANAMA 24,732 ATL MILES EAST NORTH-EAST OF DURBAN, ON 11/10/99. REPORTED  
SWITZERLAND 1979 9 18/10/99 PRESUMED TO HAVE FOUNDERED.  
LOADED VESSEL DOWN BY HEAD 2.5 METRES AND AT WATERLINE LEVEL TO  
LOGS NO.1 AND 2 HOLDS. INGRESS TO NO.2 HOLD. NOS 1 AND 2 DECKS  
AWASH. WEATHER IN AREA 7 TO 8,(NEAR GALE TO GALE). CREW  
ABANDONED VESSEL IN LAT. 27 51.4S., LONG. 43 34.2E., AND  
WERE PICKED UP BY PASSING VESSEL. PROCEEDED TO PORT  
LOUIS 12/10/99.

**WELL SPEEDER** 16,184 FOUNDERED HOLDS FLOODED IN LAT. 20 23S., LONG. 56 26E., ON 5/9/99.  
SAINT VINCENT 26,587 ATL VESSEL SUBSEQUENTLY SANK, 6/9/99.  
CHINA (TAIWAN) 1976 9 ALL CREW RESCUED. WATER INGRESS TO HOLDS 1 AND 2.  
LOADED  
CEMENT

## SHIP TYPE CATEGORY

SHIP NAME  
REGISTRATION  
NATIONALITY  
CARGO STATUS  
CARGO 1  
CARGO 2  
CARGO 3GT  
DWT  
DOBINCIDENT TYPE  
TYPE OF LOSS  
ZONE

CIRCUMSTANCES AND PLACE

**BULK DRY (Continued)**

|  |                           |                        |   |
|--|---------------------------|------------------------|---|
| <b>XIN ZHU JIANG</b><br>CHINA<br>CHINA<br>LOADED<br>ORE                        | 22,020<br>35,660<br>1976  | FOUNDERS<br>ATL<br>12  | FOUNDERS IN LAT. 23 40N., LONG. 119 59E., ON 21/12/99.<br>28 CREW RESCUED, 1 MISSING.   |
| <b>MARITIME FIDELITY</b><br>PANAMA<br>HONG KONG, CHINA<br>LOADED<br>FERTILISER | 14,921<br>25,406<br>1984  | COLLISION<br>ATL<br>12 | SANK AFTER COLLISION WITH M TANKER 'NEW VENTURE' IN LAT. 01 32N., LONG. 104 35E., OFF HORSBURGH LIGHTHOUSE ON 1/7/99.<br>SUSTAINED COLLISION DAMAGE IN WAY OF NO. 4 CARGO HOLD AND ENGINE ROOM.<br>ALL 28 CREW RESCUED.   |
| <b>AGGELIKI P</b><br>CYPRUS<br>GREECE<br>LOADED<br>SOYA FLOUR IN BULK          | 33,057<br>54,431<br>1975  | GROUNDING<br>CTL<br>18 | STRANDED AT KM 288, RIVER PARANA, ON 30/8/99. REFLOATED 31/8/99 AND ESCORTED BY TUGS DOWN RIVER. AGAIN STRANDED AT KM 113 ON 7/9/99. REFLOATED ABOUT 9/9/99. SUBSEQUENTLY TOWED TO ALANG, WHERE ARRIVED 26/1/00. BROKEN UP.   |
| <b>BJORN</b><br>PANAMA<br>NORWAY<br>LOADED<br>DOLOMITE                         | 17,594<br>27,258<br>1971  | GROUNDING<br>CTL<br>23 | STRANDED AROUND MILE 184, ORINOCO RIVER, ON 13/7/99.<br>REFLOATED 22/7/99 AFTER PART CARGO LIGHTERED AND ESCORTED TO PUERTO ORDAZ. REMAINING CARGO DISCHARGED. PROCEEDED TO TRINIDAD FOR INSPECTION. ARRIVED ALANG 9/11/99. BROKEN UP.<br>SUSTAINED DAMAGE TO PORT SIDE BALLAST TANK.   |
| <b>MARIMAR</b><br>CYPRUS<br>GREECE<br>LOADED<br>UREA                           | 15,004<br>24,017<br>1974  | GROUNDING<br>CTL<br>7  | STRANDED OFF MASSAWA ON 29/4/99. REFLOATED 26/5/99 AND TOWED TO MASSAWA, THENCE TAKEN TO DJIBOUTI WHERE ARRIVED 5/6/99 FOR REPAIRS. TOWED TO DUBAI. SUBSEQUENTLY ARRIVED ALANG 27/12/99 AND BROKEN UP.<br>AN UNDERWATER SURVEY REVEALED LITTLE DAMAGE TO BOTTOM PLATES.   |
| <b>MELIKSAH</b><br>TURKEY<br>TURKEY<br>LOADED<br>FERTILISER                    | 10,992<br>17,677<br>1977  | GROUNDING<br>ATL<br>11 | TOOK WATER IN ENGINE ROOM 16 MILES OFF DONDRA HEAD, SRI LANKA ON 23/8/99. TAKEN IN TOW 24/8/99 AND SUBSEQUENTLY STRANDED AFTER TOWLINE PARTED ON 25/8/99 IN HEAVY WEATHER. REPORTED BROKEN IN TWO 26/8/99.<br>ALL CREW RESCUED.<br>HEAVY FUEL OIL AND FERTILISER HAS LEAKED FROM THE WRECK.   |
| <b>LA LOMA</b><br>PANAMA<br>FRANCE   | 61,153<br>112,905<br>1979 | OTHER<br>CTL<br>21     | DISABLED 4 MILES N.E. OF ANACAPA ISLAND, CA., ON 9/4/99 AND ANCHORED. TOWED TO LOS ANGELES WHERE ARRIVED 10/4/99. REPORTED AT LONG BEACH 20/4/99. SUBSEQUENTLY ARRIVED AT PANYU 3/8/99 TO BE BROKEN UP.<br>SUSTAINED DAMAGED CRANKSHAFT.  |
| <b>PELIKAN II</b><br>PANAMA<br>UNKNOWN   | 34,546<br>60,325<br>1972  | OTHER<br>CTL<br>9      | LOST PROPULSION WHILST ON VOYAGE TO INDIA ON 11/7/99, TO BE BROKEN UP. IN DISTRESS 90 MILES E. OF PORT ELIZABETH ON 13/7/99 IN HEAVY WEATHER. TOWED TO PORT ELIZABETH, SAILED 14/10/99. ARRIVED ALANG, 22/11/99. WHERE BROKEN UP.<br>19 CREW RESCUED. MASTER REMAINED ONBOARD. DIVERS SENT DOWN TO INSPECT A HOLE. INGRESS OF WATER INTO ENGINE ROOM.   |
| <b>OTHER BULK DRY</b>  |                           |                        |   |
| <b>NEW CARISSA</b><br>PHILIPPINES<br>JAPAN<br>BALLASTING                       | 36,571<br>44,527<br>1989  | GROUNDING<br>ATL<br>21 | DRAGGED ANCHOR IN HEAVY WEATHER AND STRANDED AT THE ENTRANCE TO COOS BAY, OR, ON 4/2/99. SUBSEQUENTLY BREACHED BUNKER TANKS ON 8/2/99 IN HEAVY WEATHER. BROKE IN TWO 11/2/99. STERN BROKEN UP IN SITU.<br>FUEL TANKS NOS. 1 AND 4 AND DIESEL TANKS NOS. 1 AND 5 ARE OPEN TO THE SEA. PORT BALLAST TANK NO.2 HAS A PUNCTURE. STARBOARD BALLAST TANK NO. 5 IS CONTAMINATED WITH FUEL. CARGO TANKS NOS. 5 AND 6 ARE TAKING WATER AND HAVE STRUCTURAL PROBLEMS. BOW SECTION REFLOATED 27/2/99 AND TOWED OUT TO SEA, BUT THE TOW LINE PARTED IN HEAVY SEAS. THE BOW DRIFTED AND STRANDED AT WALDPOR, OR. REFLOATED 8/4/99 AND TOWED OUT TO SEA AND SCUTTLED. |
| <b>GENERAL CARGO</b>   |                           |                        |   |
| <b>ALICAN DEVAL</b><br>TURKEY<br>TURKEY<br>LOADED<br>ORE                       | 982<br>1,812<br>1978      | FOUNDERS<br>ATL<br>4   | FOUNDERS OFF RIZE/PAZAR ON 9/11/99 DUE TO STRONG WIND.<br>5 CREW RESCUED, 7 MISSING.  |
| <b>ARIZONA</b><br>PANAMA<br>HONG KONG, CHINA<br>LOADED<br>BULK UREA            | 4,716<br>6,269<br>1981    | FOUNDERS<br>ATL<br>12  | TOOK WATER IN LAT. 18 29 54N., LONG. 119 23E., ON 4/3/99 AND LATER SANK.<br>ALL 17 CREW RESCUED.  |

## SHIP TYPE CATEGORY

| SHIP NAME<br>REGISTRATION<br>NATIONALITY<br>CARGO STATUS<br>CARGO 1<br>CARGO 2<br>CARGO 3 | GT<br>DWT<br>DOB | INCIDENT TYPE<br>TYPE OF LOSS<br>ZONE | CIRCUMSTANCES AND PLACE |
|---|------------------|---------------------------------------|-------------------------|
|---|------------------|---------------------------------------|-------------------------|

## GENERAL CARGO (Continued)

|   |                         |                        |   |
|---|-------------------------|------------------------|---|
| <b>ARKTIS QUEEN</b><br>DENMARK (DIS)<br>DENMARK<br>LOADED<br>TIMBER                 | 1,829<br>2,676<br>1989  | FOUNDERED<br>ATL<br>10 | FOUNDERED IN LAT. 13 23S., LONG. 67 05E., ON 9/7/99 DUE TO SHIFTING OF CARGO IN ROUGH SEAS.<br>3 CREW RESCUED, 5 MISSING.   |
| <b>BARDE TEAM</b><br>NORWAY (NIS)<br>NORWAY<br>LOADED<br>PIPES                      | 4,093<br>7,113<br>1976  | FOUNDERED<br>ATL<br>10 | SPRANG LEAK IN HOLD IN LAT. 06 01S., LONG. 78 38E., ON 24/12/99. SUBSEQUENTLY LISTED AND SANK.<br>ALL CREW RESCUED.   |
| <b>BARIS</b><br>TURKEY<br>UNKNOWN   | 211<br>572<br>1967      | FOUNDERED<br>ATL<br>4  | HAD ENGINE PROBLEMS AND TAKING WATER N.E. OF CAPE ANDREAS, IN LAT 35 48 25N., LONG. 34 40 32E., ON 29/10/99.<br>FOUNDERED ABOUT 6 MILES FROM FAMAGUSTA 30/10/99.<br>CREW TAKEN OFF BY ANOTHER TURKISH VESSEL.   |
| <b>BASARI</b><br>TURKEY<br>TURKEY<br>LOADED<br>IRON<br>STEEL<br>SPARE PARTS         | 698<br>1,500<br>1920    | FOUNDERED<br>ATL<br>4  | FOUNDERED IN LAT. 35 52.5N., LONG. 31 06.8E., ON 9/6/99.<br>ALL 10 CREW RESCUED.  |
| <b>BIMAS RAYA II</b><br>INDONESIA<br>INDONESIA<br>LOADED<br>PASSENGERS              | 197<br>1991             | FOUNDERED<br>ATL<br>12 | FOUNDERED OFF MERAUKE DISTRICT, IRIAN JAYA, ON 18/10/99.<br>15 PEOPLE DEAD, 106 MISSING. 38 SURVIVORS TREATED IN MERAUKE PUBLIC HOSPITAL.   |
| <b>BORAK</b><br>CROATIA<br>CROATIA<br>LOADED<br>BAGGED CEMENT<br>PALLETS            | 328<br>411<br>1951      | FOUNDERED<br>ATL<br>5  | FOUNDERED BETWEEN VELA SESTRICA AND MALA SESTRICA ISLETS, S.W. OF ZLARIN ISLAND, NEAR SIBENIK, ON 21/10/99.<br>3 CREW RESCUED, 2 DEAD. VESSEL WAS FOUND BY DIVERS AT A DEPTH OF 57 METRES, LYING ON HER KEEL.   |
| <b>CAPRICORN</b><br>SAINT VINCENT<br>SAINT VINCENT<br>LOADED<br>WOOD                | 1,767<br>3,173<br>1976  | FOUNDERED<br>ATL<br>23 | CAPSIZED AND SANK 91 NAUTICAL MILES N.W. OF ARUBA, IN LAT. 13 39N., LONG. 71 11W., ON 16/12/99 AFTER CARGO SHIFTED IN ROUGH SEAS.<br>11 CREW RESCUED, 1 DEAD.   |
| <b>CAROLINES</b><br>PANAMA<br>PANAMA<br>LOADED<br>SILICA SAND, 6,000 T              | 6,209<br>10,010<br>1974 | FOUNDERED<br>ATL<br>12 | TOOK WATER IN LAT. 18 33 10N., LONG. 134 24 36E., ON 16/1/99 IN HEAVY WEATHER. ABANDONED BY CREW. FOUNDERED IN LAT. 17 39 42N., LONG. 132 56 18E., 17/1/99.<br>ALL 23 CREW RESCUED.   |
| <b>CORE No. 8</b><br>BELIZE<br>JAPAN<br>LOADED<br>ORE                               | 3,253<br>4,017<br>1982  | FOUNDERED<br>ATL<br>13 | HAD CARGO SHIFT AND LISTED 40 DEGS IN POSITION 71 DEGS, 50 MILES FROM TOSAKI LIGHTHOUSE, MIYAZAKI PREF., ON 16/3/99 IN HEAVY WEATHER. ABANDONED BY CREW. VESSEL DRIFTED AND SUBSEQUENTLY SANK.<br>CREW RESCUED BY VESSEL 'KUROSHIO MARU' AND TAKEN TO HITACHI PORT. |
| <b>DOLLY</b><br>DOMINICA<br>SAINT LUCIA<br>LOADED<br>BITUMEN                        | 289<br>366<br>1951      | FOUNDERED<br>ATL<br>23 | SPRANG LEAK IN ENGINE ROOM AND SANK IN LAT. 14 40.28N., LONG. 60 51.13W., ON 5/11/99 IN ROUGH SEA.<br>ALL 6 CREW RESCUED.   |
| <b>DONAL PARAIC</b><br>MALTA<br>IRISH REPUBLIC<br>LOADED<br>SALT IN BULK<br>GRANITE | 1,486<br>2,261<br>1985  | FOUNDERED<br>ATL<br>1  | FOUNDERED APPROXIMATELY 36 MILES N.W. OF CORUNNA, IN LAT. 43 35.3N., LONG. 09 17.5W., ON 16/12/99.<br>3 CREW RESCUED, 2 DEAD, 1 MISSING.  |
| <b>DUBA</b><br>CROATIA<br>CROATIA<br>EMPTY  | 296<br>430<br>1952      | FOUNDERED<br>CTL<br>5  | FOUNDERED AT MOORING AT ZENTA MARINA, SPLIT, ON 9/1/99 DURING STRONG WIND. RAISED 29/6/99, TOWED OUT AND SCUTTLED ABOUT 100 METRES S. OF KRALJEVAC ISLET.<br>VESSEL HAD BEEN LAID UP FOR SEVERAL YEARS AND WAS IN PROCESS OF REBUILDING TO A PASSENGER SHIP.        |
| <b>ECOWAS TRADER II</b><br>NIGERIA<br>NIGERIA                                       | 2,511<br>3,619<br>1977  | FOUNDERED<br>ATL<br>19 | FOUNDERED 100 MILES OFF GUINEA BISSAU, IN LAT. 12 40N., LONG. 19 53.5W., ON 15/10/99 AFTER TAKING WATER.<br>ALL 17 CREW RESCUED.  |

| SHIP TYPE CATEGORY<br>SHIP NAME<br>REGISTRATION<br>NATIONALITY<br>CARGO STATUS<br>CARGO 1<br>CARGO 2<br>CARGO 3 | GT<br>DWT<br>DOB | INCIDENT TYPE<br>TYPE OF LOSS<br>ZONE | CIRCUMSTANCES AND PLACE |
|---|------------------|---------------------------------------|-------------------------|
|---|------------------|---------------------------------------|-------------------------|

**GENERAL CARGO (Continued)**

|   |                          |                        |   |
|---|--------------------------|------------------------|---|
| <b>FELIZ TRADER</b><br>PANAMA<br>PANAMA   | 5,142<br>8,567<br>1975   | FOUNDERED<br>ATL<br>12 | FOUNDERED IN LAT. 19 47.9N., LONG. 113 38.09E., ON 29/4/99.<br>7 CREW RESCUED, 1 DEAD, 13 MISSING.  |
| <b>HENRY NAVIGATOR</b><br>CYPRUS<br>GREECE<br>LOADED<br>MINERALS                      | 11,033<br>13,600<br>1979 | FOUNDERED<br>ATL<br>19 | HAD INGRESS OF WATER AT CAPE TOWN ON 20/10/99. TAKEN IN TOW. CAPSIZED AND SANK 35 KM OFF BOK POINT AFTER TOWLINE PARTED IN HEAVY WEATHER.<br>ALL 20 CREW RESCUED.   |
| <b>HORIEH</b><br>SYRIA<br>SYRIA<br>LOADED<br>ASPHALT DRUMS<br>METAL SHEETS<br>GENERAL | 2,116<br>2,540<br>1972   | FOUNDERED<br>ATL<br>7  | LISTED AND SANK 15 MILES OFF JEDDAH ON 17/3/99 AFTER CARGO SHIFTED.<br>1 CREW DEAD.   |
| <b>IRIS I</b><br>SAINT VINCENT<br>UNKNOWN<br>LOADED<br>YELLOW CORN                    | 1,847<br>2,997<br>1974   | FOUNDERED<br>ATL<br>1  | FOUNDERED IN LAT. 41 42N., LONG. 009 42W., ON 29/8/99.<br>ALL 8 CREW RESCUED.   |
| <b>LIFTMAR</b><br>NORWAY (NIS)<br>NORWAY<br>LOADED<br>COPPER & TIN OXIDE              | 2,021<br>2,896<br>1974   | FOUNDERED<br>ATL<br>24 | LISTED AFTER WATER INGRESS THROUGH A FAULTY DECK VALVE AND SUBSEQUENTLY SANK 367 NAUTICAL MILES E. OF CAPE HENRY ON 8/7/99 IN HEAVY WEATHER.<br>ALL 11 CREW RESCUED.  |
| <b>MADEIRA</b><br>PANAMA<br>SWITZERLAND   | 5,379<br>5,500<br>1993   | FOUNDERED<br>ATL<br>19 | TOOK WATER AND LYING IN SEMI-SUNKEN CONDITION 18 N MLS N.E. OF LAS PALMAS, IN LAT. 28 16.4N., LONG. 15 09.5W., ON 27/7/99.<br>CREW TAKEN OFF BY HELICOPTER.   |
| <b>NORTHERN HOPE</b><br>PANAMA<br>JAPAN   | 3,992<br>6,605<br>1982   | FOUNDERED<br>ATL<br>14 | FOUNDERED IN THE PACIFIC OCEAN ON 11/12/99.   |
| <b>NUMBER ONE</b><br>SAINT VINCENT<br>PANAMA<br>LOADED<br>GENERAL                     | 4,217<br>7,110<br>1975   | FOUNDERED<br>ATL<br>11 | FOUNDERED 200 MILES OFF EASTERN TRINCOMALEE ON 14/6/99.<br>11 CREW MISSING, 7 RESCUED.  |
| <b>PALATIN</b><br>ANTIGUA & BARBUDA<br>GERMANY<br>LOADED<br>ALUMINIUM RODS            | 5,753<br>8,224<br>1990   | FOUNDERED<br>ATL<br>1  | FOUNDERED 114 MILES WEST OF VIGO, AFTER CARGO SHIFTED AND LISTED 30 DEGREES IN LAT. 42 32N., LONG. 11 41W. ON 1/12/99.<br>14 CREW ABANDONED VESSEL SAFELY. VESSEL'S HOLD FLOODED WITH SOME CONTAINERS OVER BOARD. |
| <b>PENGIBU</b><br>INDONESIA<br>UNKNOWN<br>LOADED<br>CEMENT IN BAGS                    | 2,302<br>1980            | FOUNDERED<br>ATL<br>12 | FOUNDERED APPROXIMATELY 60 MILES S. OF WOWONI ISLAND, NEAR KENDARI, S.E. SULAWESI, ON 8/5/99 AFTER HULL BROKE IN HEAVY WEATHER.<br>1 CREW RESCUED, 18 DEAD, 8 MISSING.  |
| <b>PETTIT FOLMER</b><br>DENMARK (DIS)<br>DENMARK<br>LOADED<br>FERTILISER IN BULK      | 415<br>570<br>1956       | FOUNDERED<br>ATL<br>1  | FOUNDERED 50 N MILES S.W. OF ESBJERG, IN LAT. 55 09N., LONG. 07 14E., ON 5/2/99 IN ROUGH WEATHER.<br>2 CREW DEAD, 2 MISSING, 1 RESCUED.   |
| <b>PHOENIX II</b><br>CYPRUS<br>CYPRUS   | 1,934<br>3,403<br>1971   | FOUNDERED<br>ATL<br>5  | FOUNDERED IN LAT. 33 29N., LONG. 09 25W., ON 3/10/99.<br>ALL 9 CREW RESCUED.  |
| <b>PRINCESS CLAUDIA</b><br>BELIZE<br>GERMANY<br>LOADED<br>GENERAL                     | 248<br>393<br>1967       | FOUNDERED<br>ATL<br>19 | SANK AT BISSAU PORT ANCHORAGE WHILE WAITING TO MOOR ON 14/6/99 DURING A TORNADO.  |
| <b>SEVEN SEAS</b><br>SYRIA<br>UNITED KINGDOM<br>LOADED<br>STEEL                       | 4,713<br>7,435<br>1969   | FOUNDERED<br>ATL<br>4  | PRESUMED TO HAVE FOUNDERED IN LAT. 34 24N., LONG. 34 06E., ON 31/12/99.<br>ALL CREW RESCUED SAFELY. EPIRB SUBSEQUENTLY RECOVERED.<br>HELICOPTER ALSO FOUND LARGE OIL SLICK.                                       |

SHIP TYPE CATEGORY  
SHIP NAME  
REGISTRATION  
NATIONALITY  
CARGO STATUS  
CARGO 1  
CARGO 2  
CARGO 3

GT  
DWT  
DOB

INCIDENT TYPE  
TYPE OF LOSS  
ZONE

CIRCUMSTANCES AND PLACE

GENERAL CARGO (Continued)

|   |                          |                             |  |
|---|--------------------------|-----------------------------|--|
| <b>SOLHAV</b><br>NORWAY<br>NORWAY   | 462<br>549<br>1967       | FOUNDERED<br>CTL<br>2       | CAPSIZED ABOUT 40 METRES OFF THE LOADING QUAY AT FOROY, MELOY RURAL DISTRICT, NORDLAND COUNTY, NORTHERN NORWAY, ON 9/7/99. TOWED TO TRONDHEIM AND STRIPPED OF VARIOUS PARTS. TOWED TO STOKKOY, WHERE ARRIVED 17/12/99 TO BE BROKEN UP.   |
| <b>XOVE</b><br>SPAIN (CSR)<br>SPAIN<br>DISCHARGING<br>CEMENT 2300T                | 1,465<br>2,580<br>1980   | FOUNDERED<br>ATL<br>1       | CAPSIZED AT AVEIRO ON 11/3/99 WHILST UNLOADING. BROKEN UP IN SITU.<br>3 CREW DEAD, 1 MISSING, 5 SURVIVED.  |
| <b>MARINA I</b><br>BELIZE<br>UNKNOWN<br>LOADED<br>STEEL BARS<br>PALM OIL IN DRUMS | 6,623<br>8,769<br>1979   | MISSING<br>ATL<br>12        | SAILED DUMAI 26/4/99 FOR YANGON AND NOT SINCE HEARD OF.  |
| <b>ELIZA</b><br>MARSHALL ISLANDS<br>GERMANY<br>LOADED<br>CONTAINERS               | 5,938<br>7,899<br>1982   | FIRE/EXPLOSION<br>ATL<br>11 | REPORTED FIRE AND EXPLOSION IN LAT. 10 21.9N., LONG. 84 13E., ON 25/11/99. VESSEL FLOODING AND LISTING 10 DEGS TO STARBOARD. ABANDONED BY CREW. TWO TUGS PROCEEDED. VESSEL SUBSEQUENTLY REPORTED TO HAVE SUNK.<br>ALL CREW SAFELY TRANSFERRED TO M TANKER 'RABINDRANATH TAGORE' AND TAKEN TO HALDIA.<br>INFORMATION RECEIVED BY THE TIME CHARTERERS SUGGESTS THAT THE FIRE STARTED IN THE ENGINE ROOM. |
| <b>KADO</b><br>SAO TOME & PRINCIPE<br>UNITED KINGDOM                              | 2,796<br>3,654<br>1962   | FIRE/EXPLOSION<br>CTL<br>4  | CAUGHT FIRE IN ACCOMMODATION WHILST ANCHORED AT KUMKAPI, ISTANBUL ON 13/1/99. FIRE EXTINGUISHED 14/1/99. TOWED TO BUYUKDERE ON 18/1/99. ARRIVED ALIAGA 22/12/99 TO BE BROKEN UP.   |
| <b>MERSINIA</b><br>PANAMA<br>GREECE<br>LOADED<br>COCOA IN BULK                    | 6,079<br>6,975<br>1980   | FIRE/EXPLOSION<br>CTL<br>19 | CAUGHT FIRE IN NOS. 1 & 2 HOLDS IN LAT. 22 23N., LONG. 17 05W., ON 4/2/99. TOWED TO LAS PALMAS. ARRIVED OFF PALMA 18/2/99. TAKEN TO ROTTERDAM 5/3/99. SAILED 14/1/00.<br>ARRIVED SANTANDER 21/1/00, IN TOW, TO BE BROKEN UP.<br>ALL CREW RESCUED.  |
| <b>NICOLAS I. K.</b><br>CYPRUS<br>GREECE<br>BALLAST                               | 12,474<br>20,805<br>1977 | FIRE/EXPLOSION<br>CTL<br>18 | CAUGHT FIRE IN ENGINE ROOM OFF PUNTA MEDANOS IN LAT. 36 53S., LONG. 56 41W., ON 24/2/99 AND ANCHORED. FIRE EXTINGUISHED 25/2/99. TOWED TO BUENOS AIRES 28/2/99.<br>SUBSEQUENTLY TAKEN TO ALANG AND BROKEN UP.  |
| <b>ROFAYDA</b><br>HONDURAS<br>CYPRUS<br>LOADED<br>SAND                            | 398<br>1,285<br>1967     | FIRE/EXPLOSION<br>ATL<br>4  | SANK AFTER EXPLOSION AND FIRE IN ENGINE ROOM 30 MLS OFF CAPE GRECO IN LAT. 34 42N., LONG 34 00E., ON 28/7/99.<br>6 CREW RESCUED, 2 MISSING.  |
| <b>AMER VED</b><br>CYPRUS<br>INDIA  | 13,087<br>18,005<br>1978 | COLLISION<br>CTL<br>8       | IN COLLISION WITH M TANKER 'SEAPRIDE I' OFF KHOR FAKKAN ON 14/3/99. DAMAGE SUSTAINED. PROCEEDED TO ANCHORAGE FOR ASSESSMENT. SUBSEQUENTLY RESUMED VOYAGE TO KANDLA, WHERE ARRIVED 2/5/99. ARRIVED ALANG 19/6/99. BROKEN UP.  |
| <b>FONTANA</b><br>CYPRUS<br>GREECE<br>LOADED<br>SUGAR                             | 9,077<br>14,967<br>1978  | COLLISION<br>CTL<br>11      | IN COLLISION WITH MV 'SAIGON 1' AT CHITTAGONG OUTER ANCHORAGE ON 7/8/99. SUSTAINED HULL/ENGINE DAMAGE. LATER BERTHED IN PORT AND CARGO DISCHARGED. LEFT PORT 26/8/99.<br>ARRIVED SITALPUR, CHITTAGONG, ABOUT 30/8/99. BROKEN UP.   |
| <b>GOLDEN ENGLAND</b><br>PHILIPPINES<br>PHILIPPINES<br>LOADED<br>CEMENT           | 495<br>940<br>1975       | COLLISION<br>ATL<br>12      | SANK AFTER COLLISION WITH REFRIGERATED MV 'EW RAINIER' OFF DAVAO, IN LAT. 07 07.8N., LONG. 126 37.73E., ON 19/4/99.<br>ALL 21 CREW RESCUED.  |
| <b>MANPOK</b><br>KOREA (NORTH)<br>UNKNOWN<br>LOADED<br>CEMENT                     | 10,379<br>15,193<br>1977 | COLLISION<br>ATL<br>11      | SANK AFTER COLLISION WITH M CONTAINER SHIP 'HYUNDAI DUKE', 350 MILES S.E. OF SRI LANKA ON 31/3/99.<br>2 CREW RESCUED, 37 MISSING.  |
| <b>SHIN HWA NO. 6</b><br>CHINA (TAIWAN)<br>CHINA (TAIWAN)                         | 3,972<br>6,330<br>1979   | COLLISION<br>ATL<br>12      | REPORTED FROM TAIPEI; SANK AFTER COLLISION WITH CONTAINER MV "UNIVERSAL ISLAND" 13/7/99.   |

SHIP TYPE CATEGORY  
SHIP NAME  
REGISTRATION  
NATIONALITY  
CARGO STATUS  
CARGO 1  
CARGO 2  
CARGO 3

GT  
DWT  
DOB

INCIDENT TYPE  
TYPE OF LOSS  
ZONE

CIRCUMSTANCES AND PLACE

**GENERAL CARGO (Continued)**

|   |                          |                        |   |
|---|--------------------------|------------------------|---|
| <b>TOSEI MARU No. 8</b><br>JAPAN<br>JAPAN<br>LOADED<br>STEEL MATERIALS                | 497<br>1,570<br>1992     | COLLISION<br>ATL<br>13 | SANK AFTER COLLISION WITH RORO MV 'NISSEI' 2 MILES OFF IRAGOMISAKI LIGHTHOUSE, AICHI PREF., ON 29/6/99. 1 CREW RESCUED, 4 MISSING.  |
| <b>YALIKOY II</b><br>TURKEY<br>TURKEY<br>LOADED<br>STEEL                              | 499<br>945<br>1966       | COLLISION<br>ATL<br>4  | SANK AFTER COLLISION WITH RUSSIAN TUG, 120 MILES NORTH EAST OF EREGLI, ON 7/12/99. ALL 10 CREW RESCUED.   |
| <b>CHANG SHUN</b><br>PANAMA<br>CHINA (TAIWAN)   | 1,968<br>3,189<br>1982   | GROUNDING<br>ATL<br>12 | STRANDED IN LAT. 19 37 42N., LONG. 110 59 30E., ON 29/4/99. LISTED 10 DEGS. REPORTED SUNK 30/4/99. 15 CREW RESCUED.   |
| <b>COURAGE</b><br>SAINT VINCENT<br>GREECE<br>LOADED<br>PALM OIL<br>ALCOHOL<br>NAPHTHA | 4,926<br>7,525<br>1976   | GROUNDING<br>ATL<br>1  | DRAGGED ANCHOR AND STRANDED OFF SAO JACINTO BEACH, IN LAT. 40 39N., LONG. 08 45W., 1 KM N. OF ENTRANCE TO AVEIRO HARBOUR, ON 19/10/99 IN HEAVY WEATHER. BROKE IN TWO 22/10/99. ALL 18 CREW RESCUED. VESSEL WAS LEAKING FUEL INTO THE SEA AND ONTO THE NEARBY BEACH. |
| <b>EXPRESS YUSHO</b><br>PANAMA<br>JAPAN<br>LOADED<br>STEEL PRODUCTS                   | 6,225<br>8,287<br>1998   | GROUNDING<br>CTL<br>12 | STRANDED ABOUT 19 NAUTICAL MILES OFF KEELUNG, IN LAT. 25 25N., LONG. 121 53E., ON 10/2/99. SUBSEQUENTLY REPORTED BEING BROKEN UP IN SITU.   |
| <b>JOINT DORCAS</b><br>MALTA<br>KOREA (SOUTH)<br>LOADED<br>SAND                       | 7,246<br>11,669<br>1978  | GROUNDING<br>ATL<br>12 | STRANDED OFF MAWEI PORT, FUJIAN PROV. ON 31/1/99 AND SUBSEQUENTLY SANK. ALL 23 CREW RESCUED.  |
| <b>KRISTINA</b><br>MALTA<br>UKRAINE   | 2,478<br>2,925<br>1973   | GROUNDING<br>ATL<br>4  | TOUCHED BOTTOM AND SANK IN THE BLACK SEA IN LAT. 44 20N., LONG. 33 30E., ON 3/9/99.   |
| <b>MASTROPETROS</b><br>GREECE<br>GREECE   | 2,057<br>3,819<br>1968   | GROUNDING<br>ATL<br>4  | STRANDED AND SUBSEQUENTLY SANK HALF A MILE OFF ANDROS ISLAND, IN LAT. 37 52 17N., LONG. 24 44 48E., ON 14/7/99. ALL CREW RESCUED.   |
| <b>PULAU BAAI II</b><br>INDONESIA<br>INDONESIA<br>LOADED<br>UREA/FERTILISER           | 1,931<br>3,264<br>1965   | GROUNDING<br>ATL<br>12 | STRANDED ON REEF AT PULAU BAAI, IN LAT. 03 53S., LONG. 102 17E., ON 27/1/99 IN BAD WEATHER.   |
| <b>RAICHO MARU</b><br>JAPAN<br>JAPAN<br>LOADED<br>CONTAINERS; 109                     | 993<br>2,154<br>1984     | GROUNDING<br>CTL<br>13 | STRANDED AT NIIGATA, NIIGATA PREF., ON 21/1/99. REFLOATED PREVIOUS TO 26/1/99. BROKEN UP. CREW RESCUED. WATER INGRESS INTO ENGINE ROOM OCCURRED. SMALL AMOUNT OF OIL SPILLED.   |
| <b>RIZE K</b><br>TURKEY<br>TURKEY<br>BALLAST  | 12,017<br>16,051<br>1972 | GROUNDING<br>CTL<br>4  | STRANDED AT ESKIHISAR, YARIMCA ON 23/2/99 AFTER DRAGGING ANCHORS IN HEAVY WEATHER. REFLOATED AND LAID UP AT ISTANBUL. ARRIVED ALIAGA 2/6/99 AND BROKEN UP. BOTTOM PLATING HOLED. PROPELLER BLADE BENT. STARBOARD BILGE KEEL DAMAGED.                                |
| <b>SEA HOPE</b><br>KOREA (SOUTH)<br>KOREA (SOUTH)<br>LOADED<br>CONTAINERS             | 1,698<br>3,049<br>1985   | GROUNDING<br>ATL<br>13 | DRIFTED AND WENT AGROUND IN LAT. 34 02N., LONG. 131 46E., ON 24/9/99, WHILST TAKING SHELTER FROM TYPHOON "BART". BROKEN UP IN SITU. LEAKAGE OF OIL FROM DOUBLE BOTTOM TANK.   |
| <b>VERA</b><br>GREECE<br>GREECE<br>LOADED<br>RUST POWDER; 1,200 T                     | 498<br>940<br>1956       | GROUNDING<br>ATL<br>4  | STRANDED ON REEF LEFTERIS, OFF SKIATHOS ISLAND, ON 10/2/99 AND HALF SUBMERGED. ALL 7 CREW RESCUED. VSL HALF SUBMERGED UP TO THE ACCOMMODATION SPACES AS WELL AS THE HOLDS. THERE IS A CRACK OF 16M IN LENGTH.   |
| <b>ZALCOSEA II</b><br>BELIZE<br>UNKNOWN   | 8,757<br>15,020<br>1972  | GROUNDING<br>ATL<br>19 | REPORTED 16/11/99, WRECKED OFF TEMA.  |



SHIP TYPE CATEGORY  
 SHIP NAME  
 REGISTRATION  
 NATIONALITY  
 CARGO STATUS  
 CARGO 1  
 CARGO 2  
 CARGO 3

GT  
 DWT  
 DOB  
 INCIDENT TYPE  
 TYPE OF LOSS  
 ZONE  
 CIRCUMSTANCES AND PLACE

**GENERAL CARGO (Continued)**

**ZAHARI STOIANOV** 5,926 GROUNDING REPORTED 3/4/99; SEAWATER INGRESS INTO NO. 4 HOLD. ARRIVED  
 BULGARIA 8,750 CTL MARSEILLES 10/4/99. SAILED 24/4/99. LISTED AND RETURNED TO  
 BULGARIA 1976 19 ANCHORAGE. DRAGGED ANCHOR AND STRANDED. LATER REFLOATED.  
 LOADED ARRIVED VARNA 21/6/99 FOR DRYDOCKING. SAILED 3/10/99.  
 SUGAR

**EXCELSIOR GLORY** 14,785 CONTACT STRUCK SUBMERGED OBJECT AND SANK ABOUT 40 NAUTICAL MILES  
 PANAMA 23,436 ATL W. OF BURGOS, PANGASINAN, NORTHERN LUZON, IN LAT. 16 32N.,  
 CHINA (TAIWAN) 1969 12 LONG. 119 37E., ON 9/7/99.  
 LOADED HOLED IN HULL BELOW ENGINE ROOM. ALL 22 CREW RESCUED.  
 COAL

**AGIOS NIKOLAOS** 9,222 OTHER REPORTED 4/2/99; IMMOBILISED WITH ENGINE PROBLEM 650 MILES  
 CYPRUS 14,854 CTL W. OF KARACHI. TOWED TO MINA SAQR, WHERE ARRIVED 12/2/99  
 GREECE 1979 8 AND ENTERED PORT 14/2/99. INSPECTION SUBSEQUENTLY CARRIED  
 LOADED OUT. ARRIVED ALANG 27/7/99. BROKEN UP.  
 GRAIN

**DIGLIPUR** 4,356 OTHER TOOK WATER IN ENGINE ROOM ABOUT 150 MILES FROM PORT BLAIR,  
 INDIA 6,579 CTL ANDAMAN ISLANDS, ON 15/6/99 AFTER PROPELLER SHAFT BROKE IN  
 INDIA 1977 11 HEAVY WEATHER. VESSEL DRIFTED TO OFF AKYAB. TOWED INTO  
 BALLAST CHITTAGONG 4/7/99. BEACHED 19/11/99 TO BE BROKEN UP.  
 ALL 35 CREW RESCUED.

**DUBAI OASIS** 6,212 OTHER REPORTED SEVERE LIST IN LAT. 16 36N., LONG. 87 36E., ON  
 SAINT VINCENT 8,230 ATL 29/10/99 DURING A STORM. ABANDONED BY CREW. SUBSEQUENTLY  
 UNITED ARAB EMIRATES 1970 11 REPORTED DRIFTING TOWARDS BANGLADESH. TUG WAS DISPATCHED  
 LOADED FROM CHENNAI. VESSEL FOUNDERED 9/11/99.  
 STEEL COIL CREW PICKED UP BY M. CHEMICAL TANKER 'JO CLIPPER'. 2 CREW  
 MEMBERS RECEIVED MINOR INJURIES.

**IPHEGENIA** 9,219 OTHER REPORTED 9/5/99; IMMOBILISED WITH ENGINE PROBLEMS 400-500  
 PANAMA 15,107 CTL MILES OFF HONG KONG. TOWED INTO HONG KONG 15/5/99. ARRIVED  
 GREECE 1974 12 XINHUI 16/8/99. BROKEN UP.  
 LOADED VESSEL WAS REPORTEDLY PLACED UNDER ARREST WHILE AT HONG  
 SODIUM KONG.

**SAM** 15,986 OTHER TOOK WATER IN THE BAY OF BENGAL ON 3/8/99 IN ROUGH SEAS.  
 BELIZE 23,222 CTL ANCHORED IN LAT. 21 25N., LONG. 89 53E., COMMENCED TOWAGE  
 UNKNOWN 1973 11 TO CHITTAGONG 18/8/99. ARRIVED CHITTAGONG 26/8/99 AND  
 BROKEN UP.  
 CREW DETECTED A HOLE IN THE SHIP'S BOTTOM, SUBSEQUENTLY  
 TOOK WATER INTO THE ENGINE-ROOM TURNING THE GENERATORS  
 INEFFECTIVE.

**CONTAINER**

**ACOR** 2,961 COLLISION IN COLLISION WITH M PART CONTAINER VESSEL 'SALANGO' IN THE  
 SAINT VINCENT 4,780 ATL MOZAMBIQUE CHANNEL, OFF CABO DELGADO, IN LAT. 10 38 48S.,  
 UNITED KINGDOM 1970 9 LONG. 40 48 32E., ON 22/5/99. VESSEL WAS PART SUBMERGED.  
 LOADED SANK 23/5/99.  
 CONTAINERS 11 CREW RESCUED, 2 DEAD, 1 MISSING. SOME EMPTY CONTAINERS  
 WERE SUBSEQUENTLY REPORTED DRIFTING IN THE AREA.

**PELMARINER** 3,982 COLLISION SANK AFTER COLLISION WITH RO/RO CONTAINER MV "PELRANGER",  
 GREECE 4,352 ATL IN LAT 39 48N., LONG 25 51E., ON 26/7/99 IN HEAVY FOG.  
 GREECE 1979 4 1 CREW DEAD.

**REFRIGERATED CARGO**

**SMILLY** 1,788 GROUNDING WRECKED ON THE BREAKWATER IN KAGOSHIMA BAY, 24/9/99,  
 PANAMA 1,774 CTL WHILST TAKING SHELTER FROM TYPHOON "BART".  
 JAPAN 1985 13

**ASUNCION REEFER** 459 OTHER REPORTED 15/12/99; LYING ON SAND DOWNSTREAM FROM ASUNCION.  
 PARAGUAY 840 ATL VESSEL IS POSSIBLY CRACKED. PART OF HER EQUIPMENT AND  
 PARAGUAY 1959 18 MACHINERY HAS BEEN DISMANTLED.

**RO-RO CARGO**

**SEA DOLPHIN** 11,400 OTHER SUSTAINED ENGINE FAILURE 16 N. MILES N.W. OF MALTA ON 25/7/99  
 SAINT VINCENT 5,618 CTL AND TOWED TO MALTA DRYDOCKS. SAILED 27/8/99, IN TOW, FOR  
 AUSTRIA 1972 5 TURKEY. SUBSEQUENTLY ARRIVED ALIAGA 19/9/99 TO BE BROKEN  
 BALLAST UP.

SHIP TYPE CATEGORY  
SHIP NAME  
REGISTRATION  
NATIONALITY  
CARGO STATUS  
CARGO 1  
CARGO 2  
CARGO 3

GT  
DWT  
DOB

INCIDENT TYPE  
TYPE OF LOSS  
ZONE

CIRCUMSTANCES AND PLACE

**PASSENGER SHIP**

**SLEIPNER** 735 FOUNDERED STRUCK ROCK AND SUBSEQUENTLY FOUNDERED AT THE ENTRANCE TO  
NORWAY 52 ATL BOMLA FJORD NEAR HAUGESUND, ON 26/11/99, IN ROUGH SEAS AND  
NORWAY 1999 1 HIGH WINDS. VESSEL NOW LIES ABOUT 90 METRES DEEP AND  
LOADED 350 METRES NORTH OF WHERE SHE HIT THE ROCK.  
PASSENGERS 16 CONFIRMED DEAD. INSPECTION OF WRECKAGE SHOWS BOW TO  
HAVE BEEN PARTLY DETACHED.

**ASIA SOUTH KOREA** 2,284 GROUNDING STRUCK REEF, CAPSIZED AND SANK 10 MILES N.W. OF BANTAYAN  
PHILIPPINES 564 ATL ISLAND ON 23/12/99 IN ROUGH SEAS.  
PHILIPPINES 1972 12 58 DEAD. VESSEL WAS REPORTED TO BE OVERLOADED AT THE TIME  
LOADED OF THE INCIDENT. DIVERS SUBSEQUENTLY FOUND A HOLE IN  
PASSENGERS VESSEL'S BOTTOM STARBOARD HULL.

**OTHER DRY CARGO**

**MIGHTY SERVANT 2** 21,162 FOUNDERED STRUCK ROCK, FLOODED, CAPSIZED AND SANK IN LAT. 00 48S.,  
NETHERLANDS ANTILLES 25,743 ATL LONG. 104 20E., OFF SINGKEP ISLAND, ON 2/11/99 IN CALM  
NETHERLANDS 1983 12 SEAS.  
LOADED VESSEL WAS LADEN WITH AN OFFSHORE PRODUCTION MODULE.  
PRODUCTION MODULE 1 CREW MISSING, 4 DEAD, 5 INJURED.

**FISH CATCHING**

**ADRIATIC** 134 FOUNDERED FOUNDERED ABOUT 9 MILES E. OF BARNEGAT LIGHT, NJ., IN LAT.  
UNITED STATES OF AMERICA 1977 ATL 39 36 36N., LONG. 74 06 54W., ON 18/1/99.  
UNITED STATES OF AMERICA 24 2 CREW DEAD, 2 MISSING. VESSEL SANK IN 60 FT OF WATER.

**ANYO MARU No. 1** 379 FOUNDERED FOUNDERED IN THE BERING SEA, ABOUT 192 KM S. OF CAPE  
JAPAN 574 ATL NAVARIN, ON 9/12/99 IN HIGH WINDS.  
JAPAN 1987 30 24 CREW RESCUED, 12 MISSING.

**CARCINTA** 172 FOUNDERED FOUNDERED IN LAT. 19 33 22N., LONG. 17 11 30W., ON 30/1/99  
SPAIN 1957 ATL DUE TO WATER INGRESS.  
SPAIN 19 13 CREW RESCUED.

**CARVELA** 207 FOUNDERED SPRANG A LEAK, CAPSIZED AND SANK 60 MILES N.E. OF  
UNITED KINGDOM 1978 ATL FRASERBURGH ON 19/12/99 IN HEAVY SWELL.  
UNITED KINGDOM 1 ALL 6 CREW RESCUED.

**EMMA JAYNE** 150 FOUNDERED TOOK WATER IN ENGINE ROOM IN LAT. 57 55.5N., LONG. 00  
UNITED KINGDOM 1987 ATL 40.8W., ON 25/11/99. FOUNDERED IN LAT. 58 11.3N., LONG.  
UNKNOWN 1 00 29.9W., 26/11/99.  
ALL 6 CREW RESCUED.

**GALATEA C** 153 FOUNDERED FOUNDERED 25 MILES E. OF RATTRAY HEAD, IN LAT. 57 44N.,  
UNITED KINGDOM 1975 ATL LONG. 00 51W., ON 5/1/99.  
UNITED KINGDOM 1 ALL 5 CREW RESCUED.

**GINGER B** 120 FOUNDERED FOUNDERED MORE THAN 800 NAUTICAL MILES W. OF MONTEREY,  
UNITED STATES OF AMERICA 1977 ATL CA., ON 3/5/99 AFTER TAKING WATER.  
UNITED STATES OF AMERICA 14 ALL 3 CREW RESCUED.

**GOITUME PRIMERO** 304 FOUNDERED FOUNDERED IN LAT. 20 43N., LONG. 17 16W., ON 21/2/99.  
SPAIN 1974 ATL ALL 18 CREW RESCUED.  
SPAIN 19

**HAN DOO No. 202** 651 FOUNDERED FOUNDERED IN LAT. 46 42S., LONG. 60 36W., ON 21/4/99 IN  
KOREA (SOUTH) 553 ATL BAD WEATHER.  
KOREA (SOUTH) 1974 18 29 CREW RESCUED, 2 DEAD, 2 MISSING.

**JASPER III** 140 FOUNDERED TOOK WATER, LISTED AND SUBSEQUENTLY SANK IN LAT. 58 58N.,  
UNITED KINGDOM 63 ATL LONG. 00 50W., ON 10/9/99.  
UNITED KINGDOM 1971 1 ALL 6 CREW RESCUED.  
VESSEL SANK IN 72 FATHOMS OF WATER.

**KESTREL** 100 FOUNDERED FOUNDERED IN LAT. 59 35N., LONG. 01 53E., ON 24/2/99 IN  
UNITED KINGDOM 1980 ATL GOOD WEATHER.  
UNITED KINGDOM 1 ALL 6 CREW RESCUED.

**LAURENTINE III** 114 FOUNDERED FOUNDERED 10 MILES S. OF SABINE, TEXAS ON 28/9/99 AFTER  
UNITED STATES OF AMERICA 1978 ATL ENGINE ROOM HOLED.

**LIN J** 172 FOUNDERED CAPSIZED AND SANK 8 MILES N.W. OF ST. PAUL ISLAND, AK, ON  
UNITED STATES OF AMERICA 1972 ATL 18/3/99.  
UNITED STATES OF AMERICA 27

SHIP TYPE CATEGORY  
SHIP NAME  
REGISTRATION  
NATIONALITY  
CARGO STATUS  
CARGO 1  
CARGO 2  
CARGO 3

GT  
DWT  
DOB

INCIDENT TYPE  
TYPE OF LOSS  
ZONE

CIRCUMSTANCES AND PLACE

**FISH CATCHING (Continued)**

|   |                      |                             |   |
|---|----------------------|-----------------------------|---|
| <b>MANUELA CERVERA</b><br>SPAIN<br>SPAIN                                      | 361<br>235<br>1990   | FOUNDERED<br>ATL<br>18      | FOUNDERED IN LAT. 23 11S., LONG. 11 48W., ON 20/1/99.<br>ALL 16 CREW RESCUED.   |
| <b>MAR CANTABRICO I</b><br>URUGUAY<br>UNKNOWN                                 | 213<br>140<br>1978   | FOUNDERED<br>ATL<br>18      | REPORTED 30/3/99; FOUNDERED AT MONTEVIDEO.  |
| <b>MARGONA</b><br>UNITED KINGDOM<br>UNITED KINGDOM                            | 171<br>1972          | FOUNDERED<br>ATL<br>29      | SPRANG LEAK IN ENGINE ROOM AND SANK IN LAT. 60 07N., LONG. 003 27E., ON 13/5/99 WHILST IN TOW,<br>ALL CREW RESCUED.   |
| <b>NOUALIG</b><br>MAURITANIA<br>UNKNOWN                                       | 618<br>1970          | FOUNDERED<br>ATL<br>19      | FOUNDERED 30 MILES W. OF CAPE TIMIRIS IN LAT. 19 30N.,<br>LONG. 16 57W., ON 6/6/99 AFTER LEAKAGE IN ENGINE ROOM.<br>ALL 18 CREW RESCUED.  |
| <b>NOWITNA</b><br>UNITED STATES OF AMERICA<br>UNITED STATES OF AMERICA        | 198<br>1942          | FOUNDERED<br>ATL<br>27      | REPORTED WITH DECK AWASH IN BRISTOL BAY, AK., ON 22/1/99<br>IN STORMY WEATHER AND IS PRESUMED TO HAVE FOUNDERED.<br>ALL CREW RESCUED.   |
| <b>NUEVA LUZ DEL CANTABRICO</b><br>SPAIN<br>SPAIN                             | 202<br>1968          | FOUNDERED<br>ATL<br>1       | SPRANG A LEAK AND SANK 50 MILES N. OF MACHICHACO CAPE IN<br>LAT. 44 14N., LONG. 02 40W., ON 13/4/99.<br>ALL 12 CREW RESCUED.  |
| <b>PALLI HJA MARIANNU</b><br>SOUTH AFRICA<br>SOUTH AFRICA                     | 1,024<br>711<br>1969 | FOUNDERED<br>ATL<br>9       | FOUNDERED 100 MILES OFF PLETTENBERG BAY, EASTERN CAPE<br>COAST ON 24/7/99 IN HEAVY SEAS.<br>3 DEAD, 25 MISSING. 9 SURVIVORS.  |
| <b>SLEBECH TWO</b><br>UNITED KINGDOM<br>SPAIN                                 | 196<br>100<br>1961   | FOUNDERED<br>ATL<br>1       | FOUNDERED IN LAT. 51 54N., LONG. 14 19W., ON 6/9/99.  |
| <b>TERRI-LYNN</b><br>UNITED STATES OF AMERICA<br>UNITED STATES OF AMERICA     | 101<br>1975          | FOUNDERED<br>ATL<br>28      | FOUNDERED 3 MILES OFF SCHOODIC ISLAND ON 30/12/99, IN<br>HEAVY WEATHER.<br>ALL 2 CREW MEMBERS RESCUED.  |
| <b>URUPEZ I</b><br>URUGUAY<br>UNKNOWN   | 250<br>1978          | FOUNDERED<br>ATL<br>18      | REPORTED ON 30/3/99; SUNK AT MONTEVIDEO.  |
| <b>MISS FERNANDINA</b><br>UNITED STATES OF AMERICA<br>UNKNOWN                 | 129<br>1980          | MISSING<br>ATL<br>24        | SAILED PORT CANAVERAL, FL., ON 15/4/99. LAST REPORTED<br>65 MILES E. OF FLAGLER BEACH ON 15/4/99 AND NOT SINCE<br>HEARD OF.<br>4 CREW MISSING. MASTER REPORTED THAT NETS HAD BECOME<br>ENTANGLED IN HIS PROPELLER. A COAST GUARD PLANE SPOTTED<br>TWO BODIES IN THE WATER WHICH WERE NOT RECOVERED.   |
| <b>PLAYA DA COBA</b><br>SPAIN<br>SPAIN  | 452<br>1975          | FIRE/EXPLOSION<br>ATL<br>17 | CAUGHT FIRE IN LAT. 50 33S., LONG. 62 07W., ON 21/3/99.<br>TAKEN IN TOW, BUT VESSEL LISTED AND TOWLINE BROKE.<br>CAPSIZED AND SANK IN LAT. 50 22S., LONG. 61 24W., ON<br>22/3/99.<br>ALL 28 CREW RESCUED. FIRE STARTED IN ACCOMMODATION AND<br>SPREAD.  |
| <b>ALMETYEVSK</b><br>RUSSIA<br>RUSSIA   | 172<br>88<br>1976    | COLLISION<br>ATL<br>13      | SANK AFTER COLLISION WITH MFV 'HANSUNG-31' BETWEEN NEVELSK<br>AND KHOLMSK DURING JANUARY, 1999.<br>CREW RESCUED. VESSEL SANK IN A DEPTH OF 70 METRES.   |
| <b>CANTON DE CORA</b><br>SPAIN<br>SPAIN                                       | 299<br>1975          | COLLISION<br>ATL<br>19      | SANK AFTER COLLISION WITH REFRIGERATED MV 'DUCADO' 50<br>MILES OFF THE MAURITANIAN COAST ON 15/12/99.<br>ALL 17 CREW RESCUED.   |
| <b>HAVBAS</b><br>NORWAY<br>NORWAY   | 727<br>772<br>1950   | COLLISION<br>ATL<br>29      | SANK AFTER COLLISION WITH M PASSENGER VESSEL 'SAGA ROSE'<br>6 NAUTICAL MILES OFF BREMANGER ISLAND, IN LAT. 61 55N.,<br>LONG. 04 37E., ON 29/7/99 IN THICK FOG.<br>VESSEL IMMEDIATELY DEVELOPED A 45 DEG LIST. ALL 10 CREW<br>RESCUED.   |
| <b>CONTROLLER BAY</b><br>UNITED STATES OF AMERICA<br>UNITED STATES OF AMERICA | 194<br>1989          | GROUNDING<br>ATL<br>27      | STRANDED ON ROCKS AT CAVE POINT, UNIMAK ISLAND, AL., ON<br>8/5/99 CAUSING LEAKAGE OF FUEL OIL. SUBSEQUENTLY BROKE UP<br>AND SANK 12/5/99.<br>ALL 4 CREW RESCUED. AN OIL SLICK ABOUT 2 MILES LONG AND 50<br>YARDS WIDE WAS REPORTED WASHING UP ON SHORE. BY 10/5/99,<br>VESSEL HAD DIPPED BOW DOWN A FEW HUNDRED YARDS OFFSHORE.<br>THE MASTER OF VESSEL REPORTEDLY ADMITTED TO FALLING ASLEEP<br>AT THE WHEEL PRIOR TO THE GROUNDING. |

| SHIP TYPE CATEGORY | GT  | INCIDENT TYPE | CIRCUMSTANCES AND PLACE |
|--------------------|-----|---------------|-------------------------|
| SHIP NAME          | DWT | TYPE OF LOSS  |                         |
| REGISTRATION       | DOB | ZONE          |                         |
| NATIONALITY        |     |               |                         |
| CARGO STATUS       |     |               |                         |
| CARGO 1            |     |               |                         |
| CARGO 2            |     |               |                         |
| CARGO 3            |     |               |                         |

#### FISH CATCHING (Continued)

|   |                    |                        |   |
|---|--------------------|------------------------|---|
| <b>DENISOVO</b><br>RUSSIA<br>RUSSIA                                     | 180<br>88<br>1974  | GROUNDING<br>ATL<br>13 | STRANDED IN THE VICINITY OF ITURUP ISLAND, IN LAT. 44 42N., LONG. 147 20E., ON 16/5/99. SUSTAINED SEVERE BOTTOM DAMAGE. RAISED BY THE TIDE AND SUBSEQUENTLY SANK. ALL CREW RESCUED.   |
| <b>KONDOVYY</b><br>RUSSIA<br>RUSSIA<br>BALLAST                          | 172<br>91<br>1970  | GROUNDING<br>ATL<br>30 | STRANDED OFF THE KURILE ISLANDS IN LAT. 50 45N., LONG. 156 12E., ON 28/2/99. ALL 17 CREW RESCUED. VESSEL LYING AGROUND WITH A 45 DEGREE LIST TO STARBOARD. ALL HER SPACES EXCEPT THE FOREPEAK ARE FILLED WITH SEAWATER.             |
| <b>VAN LOI</b><br>UNITED STATES OF AMERICA<br>UNKNOWN<br>LOADED<br>FISH | 176<br>1987        | GROUNDING<br>ATL<br>14 | STRANDED OFF WAIPOULLI, KAUAI, IN LAT. 22 03N., LONG. 159 74W., ON 10/4/99 IN STORMY WEATHER. BROKE UP. ALL 6 CREW RESCUED. INGRESS OF WATER AND SPILLAGE OF 16,000 GALLONS OF FUEL OCCURRED. PILOT-HOUSE SEPARATED FROM MAIN DECK. |
| <b>DEHESAS</b><br>MOZAMBIQUE<br>MOZAMBIQUE                              | 353<br>265<br>1977 | OTHER<br>ATL<br>9      | REPORTED LOST 3/99.   |

#### OFFSHORE SUPPLY

|                                     |                    |                        |   |
|-------------------------------------|--------------------|------------------------|---|
| <b>CAROLINA</b><br>BRAZIL<br>BRAZIL | 232<br>382<br>1987 | FOUNDERED<br>ATL<br>18 | FOUNDERED IN AN OILFIELD OFF CAMPOS, BRAZIL, ON 22/5/99. ALL 10 CREW RESCUED. |
|-------------------------------------|--------------------|------------------------|---|

#### RESEARCH

|   |                    |                        |   |
|---|--------------------|------------------------|---|
| <b>GENESIS</b><br>SAINT VINCENT<br>UNKNOWN<br>LOADED<br>GENERAL | 196<br>849<br>1967 | FOUNDERED<br>ATL<br>23 | REPORTED 12/5/99; PRESUMED TO HAVE FOUNDERED ABOUT 21 MILES OFF THE COAST OF ST. VINCENT, WINDWARD ISLANDS. 3 CREW MISSING. VESSEL RADIOED A NEARBY VESSEL, MV 'SURVIVOR', ON 23/4/99, SAYING THEIR BILGE PUMP HAD PULLED IN A RAG AND THAT THEY WERE SWITCHING TO THE GAS PUMP TO RECTIFY SITUATION. VESSEL HAS NOT BEEN HEARD FROM OR SEEN SINCE. SEARCHES WERE CARRIED OUT BY THE COAST GUARD COVERING 33,100 MILES. |
|---|--------------------|------------------------|---|

#### TOWING/PUSHING

|   |                      |                        |   |
|---|----------------------|------------------------|---|
| <b>BRITOIL 2</b><br>SINGAPORE<br>SINGAPORE                                  | 247<br>1990          | FOUNDERED<br>ATL<br>11 | CAPSIZED AND SANK ABOUT 2-3 KMS FROM THE MOORING POINT OF THE RAVVA OIL AND GAS FIELD, OFF SURASANIYANAM, STATE OF ANDHRA PRADESH, ON OR ABOUT 7/4/99 WHILE ASSISTING A TANKER IN GOOD WEATHER. 7 CREW RESCUED, 4 FEARED DEAD. THE SEARCH FOR SURVIVORS WAS CALLED OFF LATE ON 9/4/99.  |
| <b>GION MARU No. 3</b><br>JAPAN<br>JAPAN                                    | 199<br>1970          | FOUNDERED<br>ATL<br>13 | FOUNDERED OFF IKATA-CHO, EHIME PREF., ON 3/2/99.  |
| <b>GULF MAJESTY</b><br>UNITED STATES OF AMERICA<br>UNITED STATES OF AMERICA | 181<br>1,047<br>1976 | FOUNDERED<br>ATL<br>24 | FOUNDERED ABOUT 350 MILES N.E. OF JACKSONVILLE ON 15/9/99 AFTER TAKING WATER IN TROPICAL STORM FORCE WINDS DUE TO HURRICANE 'FLOYD'. ALL 8 CREW RESCUED. VESSEL BEGAN TAKING ON WATER AT THE RUDDER SHAFT AND WAS REPORTED TO BE TOWING BARGE 'SAN JUAN-JAX BRIDGE', WHICH HAD 28 CONTAINERS ON BOARD. BARGE WAS SUBSEQUENTLY LOCATED AND TAKEN IN TOW. |

#### DREDGING

|  |                        |                        |  |
|--|------------------------|------------------------|--|
| <b>KAE CHUCK JIN</b><br>KOREA (SOUTH)<br>KOREA (SOUTH)<br>LOADED | 4,160<br>6,780<br>1995 | FOUNDERED<br>ATL<br>13 | CAPSIZED IN LAT. 33 30N., LONG. 129 40E., ON 11/1/99 IN HEAVY WEATHER; SUBSEQUENTLY SANK ON 15/1/99. 7 CREW RESCUED, 6 DIED. VESSEL SANK TO A DEPTH OF 100 METRES. |
|--|------------------------|------------------------|--|

## APPENDIX 2

### DISPOSALS DURING 1999

Listing of individual ships - sorted by shiptype category and country of breaking

#### Details

| Shiptype<br>Category | Ship Name | Gross<br>Tonnage | Deadweight | Registration<br>(Flag) | Date of<br>Build (DOB) | Country of<br>Breaking (COB) | Ship Breaker or<br>Place of Breaking | Date of Breaking | Price per Light<br>Tonnes Displacement |
|----------------------|-----------|------------------|------------|------------------------|------------------------|------------------------------|--------------------------------------|------------------|--|
|----------------------|-----------|------------------|------------|------------------------|------------------------|------------------------------|--------------------------------------|------------------|--|

| SHIP TYPE        | SHIP NAME            | GT      | Dwt     | FLAG             | DOB        | COB                      | BREAKER / PLACE            | DATE     | PRICE    |
|------------------|----------------------|---------|---------|------------------|------------|--------------------------|----------------------------|----------|----------|
| LPG TANKER       | AMELINA              | 10 343  | 10 922  | LIBERIA          | 1964       | INDIA                    | Alang                      | 19990204 | \$115.00 |
|                  | CALINA               | 14 388  | 15 661  | LIBERIA          | 1967       | INDIA                    | VORA ASSOCIATES            | 19990630 | \$120.00 |
|                  | HARTA 1              | 1 406   | 1 195   | PANAMA           | 1962       | SINGAPORE                | ANG SIU LIU HARDWARE       | 19990300 |          |
|                  | NAVAKUN 12           | 587     | 532     | THAILAND         | 1976       | THAILAND                 | Bangkok                    | 19990000 |          |
| CHEMICAL         | EL MORO              | 3 021   | 6 451   | ARGENTINA        | 1962       | BRAZIL                   | GERDAU S.A.                | 19990825 |          |
|                  | HMI ASTRACHEM        | 19 046  | 37 702  | USA              | 1970       | CHINA                    | Panyu, Guangdong Prov.     | 19991103 | \$122.00 |
|                  | MADELEINE            | 15 380  | 25 300  | HONDURAS         | 1972       | INDIA                    | Alang                      | 19990422 | \$120.00 |
|                  | CHAMPION             | 15 483  | 25 200  | NORWAY (NIS)     | 1974       | INDIA                    | SAIBABA SHIPBREAKING CO.   | 19990320 | \$146.00 |
|                  | TOHO MARU No. 5      | 175     | 250     | JAPAN            | 1978       | JAPAN                    | Okayama, Okayama Pref.     | 19990225 |          |
|                  | TERUTAMA MARU No. 17 | 141     | 295     | JAPAN            | 1980       | JAPAN                    | Tokyo                      | 19990527 |          |
|                  | HORIZON XV           | 17 851  | 29 990  | PANAMA           | 1970       | PAKISTAN                 | Gadani Beach               | 19990300 | \$110.00 |
|                  | SULFURICO            | 1 174   | 1 940   | SPAIN (CSR)      | 1969       | SPAIN                    | VIGUESA DE CHATARRA S.L.   | 19990315 |          |
| CRUDE OIL TANKER | SKAMNELI             | 46 466  | 81 279  | CYPRUS           | 1976       | BANGLADESH               | AMBIA SHIPBREAKERS LTD.    | 19990615 | \$122.00 |
|                  | UETINA               | 62 258  | 121 408 | UNKNOWN          | 1976       | BANGLADESH               | BROTHERS ASSOCIATES        | 19990902 | \$70.00  |
|                  | ESSA                 | 62 258  | 121 408 | MALTA            | 1976       | BANGLADESH               | Chittagong                 | 19990911 | \$70.00  |
|                  | SATURN               | 73 179  | 133 000 | UNKNOWN          | 1974       | BANGLADESH               | Chittagong                 | 19991011 | \$124.00 |
|                  | SUN I                | 67 274  | 134 372 | MALTA            | 1975       | BANGLADESH               | Chittagong                 | 19990916 | \$130.00 |
|                  | MEGA SUN             | 67 389  | 135 900 | NORWAY (NIS)     | 1975       | BANGLADESH               | Chittagong                 | 19991006 | \$129.00 |
|                  | MEGA POINT           | 68 799  | 134 000 | NORWAY (NIS)     | 1975       | BANGLADESH               | Chittagong                 | 19990427 | \$125.00 |
|                  | ENERGY PROGRESS      | 138 700 | 281 852 | LIBERIA          | 1974       | BANGLADESH               | Chittagong                 | 19991218 | \$131.00 |
|                  | SUNLIGHT JEWEL       | 125 801 | 258 076 | LIBERIA          | 1975       | BANGLADESH               | Chittagong                 | 19991117 | \$131.00 |
|                  | SOKOLICA             | 76 883  | 133 300 | LIBERIA          | 1975       | BANGLADESH               | Chittagong                 | 19991118 | \$134.00 |
|                  | ATHENIAN HORIZON     | 45 962  | 88 002  | CYPRUS           | 1976       | BANGLADESH               | Chittagong                 | 19990913 | \$125.00 |
|                  | HAWAIIAN MONARCH     | 47 769  | 90 992  | LIBERIA          | 1975       | BANGLADESH               | Chittagong                 | 19991011 | \$130.00 |
|                  | HAWAIIAN KING        | 47 769  | 91 007  | PANAMA           | 1975       | BANGLADESH               | Chittagong                 | 19990916 | \$125.00 |
|                  | NORTHERN LION        | 130 539 | 269 117 | MARSHALL ISLANDS | 1974       | BANGLADESH               | Chittagong                 | 19990717 | \$116.00 |
|                  | RUTH M               | 65 938  | 128 300 | PANAMA           | 1975       | BANGLADESH               | Chittagong                 | 19991203 | \$130.00 |
|                  | SOUTHERN LION        | 130 539 | 269 085 | MARSHALL ISLANDS | 1975       | BANGLADESH               | Chittagong                 | 19991204 | \$133.00 |
|                  | CAIRO SEA            | 77 648  | 134 999 | LIBERIA          | 1975       | BANGLADESH               | Chittagong                 | 19990907 | \$125.00 |
|                  | MEGA BUCK            | 71 490  | 138 367 | NORWAY (NIS)     | 1974       | BANGLADESH               | Chittagong                 | 19990829 | \$123.00 |
|                  | BERGE LORD           | 138 008 | 284 502 | NORWAY (NIS)     | 1973       | BANGLADESH               | Chittagong                 | 19990115 | \$119.00 |
|                  | ATHENIAN FRIENDSHIP  | 57 211  | 112 745 | CYPRUS           | 1977       | BANGLADESH               | Chittagong                 | 19991229 | \$137.00 |
|                  | KRITI SKY            | 62 678  | 123 386 | GREECE           | 1974       | BANGLADESH               | Chittagong                 | 19991115 | \$135.00 |
|                  | ATHENIAN GRACE       | 152 594 | 318 754 | PANAMA           | 1975       | BANGLADESH               | HABIB STEELS LTD.          | 19990515 | \$126.00 |
|                  | MANHATTAN            | 48 529  | 87 283  | BAHAMAS          | 1975       | BANGLADESH               | K.Z. ENTERPRISE LTD.       | 19990607 | \$120.00 |
|                  | SHINOBU              | 42 562  | 82 279  | BAHAMAS          | 1975       | BANGLADESH               | KABIR STEEL LTD.           | 19990303 |          |
|                  | ASSIMINA             | 126 625 | 254 735 | SAINT VINCENT    | 1974       | BANGLADESH               | KABIR STEEL LTD.           | 19990804 | \$118.00 |
|                  | NEW EXPLORER         | 188 018 | 390 039 | LIBERIA          | 1976       | BANGLADESH               | KABIR STEEL LTD.           | 19990622 | \$115.00 |
|                  | ANDROS CHRYSSI       | 135 922 | 278 416 | LIBERIA          | 1974       | BANGLADESH               | KABIR STEEL LTD.           | 19990407 | \$110.00 |
|                  | APANEMO              | 42 776  | 59 999  | MALTA            | 1975       | BANGLADESH               | NAMREEN ENTERPRISE         | 19990325 | \$124.00 |
|                  | JAHRE SPRAY          | 62 381  | 123 686 | NORWAY (NIS)     | 1975       | BANGLADESH               | NAMREEN ENTERPRISE         | 19990416 | \$122.00 |
|                  | MARY STOVE           | 69 155  | 130 362 | NORWAY (NIS)     | 1974       | BANGLADESH               | NAMREEN ENTERPRISE         | 19990317 | \$124.00 |
|                  | TEFTON               | 44 964  | 87 076  | MALTA            | 1975       | BANGLADESH               | NAMREEN ENTERPRISE         | 19990820 |          |
|                  | SHIBUMI              | 46 458  | 89 665  | MALTA            | 1974       | BANGLADESH               | NAMREEN ENTERPRISE         | 19990303 | \$124.00 |
|                  | ALANDIA NORD         | 44 109  | 84 039  | BAHAMAS          | 1973       | BANGLADESH               | R.M. RE-ROLLING MILLS LTD. | 19990419 | \$125.00 |
|                  | ATHENIAN GLORY       | 47 699  | 90 900  | CYPRUS           | 1975       | BANGLADESH               | R.M. SHIP SCRAPPERS LTD.   | 19990812 | \$125.00 |
| SAUDI GLORY      | 134 514              | 276 368 | LIBERIA | 1974             | BANGLADESH | RAHMAN SHIPBREAKERS LTD. | 19990104                   | \$113.00 |          |

| SHIP TYPE                              | SHIP NAME          | GT      | Dwt           | FLAG                 | DOB      | COB                    | BREAKER / PLACE                       | DATE     | PRICE    |
|--|--------------------|---------|---------------|----------------------|----------|------------------------|---------------------------------------|----------|----------|
| <b>CRUDE OIL TANKER</b><br>(Continued) | AITOLIKOS          | 72 319  | 141 671       | CYPRUS               | 1974     | BANGLADESH             | ROYAL STEEL CO.                       | 19990107 | \$114.00 |
|  | MOSKING            | 150 960 | 315 695       | BAHAMAS              | 1975     | BANGLADESH             | Z.N. ENTERPRISE                       | 19990503 | \$124.00 |
|  | DOHA               | 133 689 | 271 048       | PANAMA               | 1975     | BANGLADESH             | Z.N. ENTERPRISE                       | 19990618 | \$122.00 |
|  | TRINIDAD SEA       | 77 648  | 134 999       | LIBERIA              | 1974     | CHINA                  | Panyu, Guangdong Prov.                | 19990715 | \$113.00 |
|  | CZANTORIA          | 76 883  | 146 110       | LIBERIA              | 1975     | CHINA                  | Zhangjiagang, Jiangsu Prov.           | 19990800 | \$112.00 |
|  | BRITISH RESOLUTION | 130 145 | 270 665       | BERMUDA              | 1974     | CHINA                  | Xinhui, Guangdong Prov.               | 19990229 | \$115.00 |
|  | KNOCK MORE         | 129 660 | 269 747       | LIBERIA              | 1974     | CHINA                  | Xinhui, Guangdong Prov.               | 19990417 | \$118.00 |
|  | BERGE SEPTIMUS     | 138 008 | 284 514       | NORWAY (NIS)         | 1974     | CHINA                  | Xinhui, Guangdong Prov.               | 19990507 | \$114.00 |
|  | BERGE BONDE        | 139 150 | 278 928       | BAHAMAS              | 1974     | CHINA                  | Xinhui, Guangdong Prov.               | 19990729 | \$110.00 |
|  | ISABELLA           | 132 107 | 272 495       | GREECE               | 1976     | CHINA                  | Xinhui, Guangdong Prov.               | 19991113 | \$129.00 |
|  | TSURU ORIENT       | 114 174 | 233 478       | PANAMA               | 1974     | CHINA                  | XINHUI YILI CONTAINER CORNER          | 19990121 | \$115.00 |
|  | TORBAY             | 114 458 | 234 164       | LIBERIA              | 1976     | INDIA                  | Alang                                 | 19991129 | \$130.00 |
|  | ADDAX              | 42 432  | 83 513        | MALTA                | 1975     | INDIA                  | Alang                                 | 19991209 | \$152.00 |
|  | UNION              | 134 093 | 272 411       | GREECE               | 1975     | INDIA                  | Alang                                 | 19991226 | \$136.00 |
|  | CAPITA MIRANDA     | 44 039  | 83 258        | HONDURAS             | 1974     | INDIA                  | Alang                                 | 19991225 | \$137.00 |
|  | KAROLINE           | 158 475 | 339 308       | GREECE               | 1976     | INDIA                  | Alang                                 | 19991224 | \$136.00 |
|  | ROTONDO            | 14 057  | 25 604        | BELIZE               | 1969     | INDIA                  | Alang                                 | 19991117 | \$70.00  |
|  | JMD                | 13 434  | 22 861        | PANAMA               | 1974     | INDIA                  | BANSAL SHIPBREAKERS                   | 19990514 | \$65.00  |
|  | LACONIA            | 158 475 | 339 206       | BAHAMAS              | 1976     | INDIA                  | GHASIRAM GOKALCHAND SHIPBREAKING YARD | 19991121 | \$132.00 |
|  | CUSIANA STAR       | 17 104  | 25 935        | PANAMA               | 1968     | INDIA                  | GUPTA STEEL (SHIPBREAKERS)            | 19990106 | \$126.50 |
|  | AMAPA              | 18 318  | 28 936        | BRAZIL               | 1973     | INDIA                  | KALTHIA SHIPBREAKING PVT. LTD., R.L.  | 19990711 |          |
|  | WESTERN LION       | 130 539 | 269 117       | LIBERIA              | 1974     | INDIA                  | KAMDAR & ASSOCIATES                   | 19990131 | \$117.00 |
|  | ARCTIC FLOWER      | 17 104  | 25 935        | PANAMA               | 1969     | INDIA                  | PATEL SHIPBREAKING CO., P.            | 19990106 | \$126.50 |
|  | TN AFRICA          | 133 297 | 274 597       | BAHAMAS              | 1974     | PAKISTAN               | Gadani Beach                          | 19991022 | \$130.00 |
|  | TANKER 3           | 45 937  | 88 296        | SAINT VINCENT        | 1974     | PAKISTAN               | Gadani Beach                          | 19990300 | \$81.00  |
|  | PRINCESS I         | 137 713 | 285 506       | UNITED ARAB EMIRATES | 1974     | PAKISTAN               | Gadani Beach                          | 19991224 | \$133.00 |
|  | MOSQUEEN           | 150 960 | 315 695       | BAHAMAS              | 1974     | PAKISTAN               | Gadani Beach                          | 19990512 | \$121.50 |
|  | ALANDIA PRINCE     | 44 964  | 87 060        | BAHAMAS              | 1974     | PAKISTAN               | Gadani Beach                          | 19990500 | \$120.00 |
|  | WINNER             | 62 357  | 124 136       | MALTA                | 1975     | PAKISTAN               | Gadani Beach                          | 19991118 | \$128.00 |
|  | ALANDIA PRIDE      | 42 516  | 83 986        | BAHAMAS              | 1974     | PAKISTAN               | Gadani Beach                          | 19990331 | \$119.50 |
|  | GUARDIAN           | 169 658 | 357 647       | NORWAY (NIS)         | 1977     | PAKISTAN               | Gadani Beach                          | 19990506 | \$121.00 |
|  | LEPETA             | 153 687 | 317 996       | ISLE OF MAN          | 1976     | PAKISTAN               | AHMED STEEL (PVT) LTD.                | 19990100 | \$114.00 |
|  | LIWA               | 122 960 | 256 387       | UNITED ARAB EMIRATES | 1972     | PAKISTAN               | AL-HAMZA SHIPBREAKING CO.             | 19990301 | \$103.00 |
|  | MALIBU             | 66 852  | 135 900       | MALTA                | 1974     | PAKISTAN               | AL-HAMZA SHIPBREAKING CO.             | 19990600 | \$120.00 |
|  | ARAB WANDERER      | 46 289  | 89 735        | CYPRUS               | 1975     | PAKISTAN               | CONTINENTAL SHIPBREAKING CO.          | 19991224 | \$133.00 |
|  | MARE 1             | 28 645  | 51 485        | UNITED ARAB EMIRATES | 1967     | PAKISTAN               | DEWAN SCRAP (PVT.) LTD.               | 19990100 | \$109.00 |
| TOKURA                                 | 44 026             | 80 680  | MALTA         | 1974                 | PAKISTAN | DEWAN SONS             | 19990600                              | \$120.00 |          |
| ENALIOS ELIKI                          | 66 820             | 132 517 | MALTA         | 1976                 | PAKISTAN | IMRAN SHIPBREAKING CO. | 19990215                              | \$113.00 |          |
| EPHESOS                                | 62 093             | 123 348 | GREECE        | 1975                 | PAKISTAN | SADAF ENTERPRISE       | 19990310                              |          |          |
| ALANDIA FORCE                          | 75 096             | 135 000 | BAHAMAS       | 1976                 | PAKISTAN | SADAF ENTERPRISE       | 19991100                              | \$128.00 |          |
| BUNGA KESUMA                           | 59 602             | 102 719 | MALAYSIA      | 1975                 | PAKISTAN | UNIQUE TRADING CO.     | 19990430                              | \$104.00 |          |
| LEONIDAS                               | 132 878            | 263 372 | SAINT VINCENT | 1974                 | PAKISTAN | USMAN ENTERPRISES      | 19990100                              | \$119.00 |          |
| <b>OIL PRODUCTS TANKER</b>             | LACONIA            | 13 227  | 22 455        | GREECE               | 1960     | BANGLADESH             | BROTHERS ASSOCIATES                   | 19990520 | \$130.00 |
|  | COASTAL MANATEE    | 19 030  | 29 525        | USA                  | 1961     | BANGLADESH             | Chittagong                            | 19991114 |          |
|  | EDMO               | 17 123  | 31 275        | LIBERIA              | 1975     | BANGLADESH             | Chittagong                            | 19990719 | \$115.00 |
|  | HEXAGRAM           | 65 892  | 130 286       | MALTA                | 1974     | BANGLADESH             | DIAMOND STEEL PRODUCTS CO.            | 19990203 | \$113.00 |
|  | CURY               | 17 919  | 32 116        | LIBERIA              | 1974     | BANGLADESH             | HABIB STEELS LTD.                     | 19990321 | \$123.00 |
|  | SEACROSS           | 19 869  | 38 102        | MALTA                | 1974     | BANGLADESH             | MUZTABA STEEL INDUSTRIES, AHMED       | 19990322 | \$117.00 |

| SHIP TYPE                                  | SHIP NAME            | GT     | Dwt     | FLAG             | DOB  | COB        | BREAKER / PLACE                                  | DATE     | PRICE    |
|--|----------------------|--------|---------|------------------|------|------------|--|----------|----------|
| <b>OIL PRODUCTS<br/>TANKER (Continued)</b> | TAMARA               | 46 350 | 89 467  | MALTA            | 1975 | BANGLADESH | NAMREEN ENTERPRISE                               | 19990908 | \$128.00 |
|  | INNO                 | 1 607  | 3 150   | UNKNOWN          | 1973 | BELGIUM    |  | 19990900 |          |
|  | ORIENT               | 61 646 | 99 980  | MALTA            | 1974 | INDIA      | Alang  | 19991226 | \$150.00 |
|  | SAN MARCO            | 15 979 | 27 654  | PANAMA           | 1974 | INDIA      | Alang  | 19991228 | \$155.00 |
|  | VARKIZA              | 12 302 | 19 335  | GREECE           | 1968 | INDIA      | Alang  | 19991125 | \$88.00  |
|  | EGNAZIA              | 14 181 | 25 001  | MALTA            | 1971 | INDIA      | Alang  | 19990219 | \$125.00 |
|  | OCINA                | 3 077  | 4 399   | PANAMA           | 1962 | INDIA      | ABICHAL SHIPBREAKERS                             | 19990129 |          |
|  | KRITI GERANI         | 13 642 | 24 900  | GREECE           | 1968 | INDIA      | GOHILWAD SHIPBREAKING CO.                        | 19990422 |          |
|  | PET TY               | 13 340 | 22 333  | UNITED KINGDOM   | 1974 | INDIA      | GUPTA STEEL (SHIPBREAKERS)                       | 19990810 | \$83.50  |
|  | KRITI EPISKOPI       | 14 547 | 24 900  | GREECE           | 1968 | INDIA      | INTERNATIONAL STEEL CORP.                        | 19990417 |          |
|  | ATHENIAN HARMONY     | 17 007 | 29 990  | CYPRUS           | 1970 | INDIA      | MALVI SHIPBREAKING CO.                           | 19990505 | \$130.00 |
|  | CHAMPION             | 21 191 | 38 482  | USA              | 1969 | INDIA      | TDD SHIP BREAKERS                                | 19990630 | \$131.00 |
|  | NATASHA II           | 12 753 | 21 499  | BELIZE           | 1968 | INDIA      | VIJAY STEEL                                      | 19990421 |          |
|  | HARIMA MARU No. 2    | 120    | 150     | JAPAN            | 1979 | JAPAN      | Okayama, Okayama Pref.                           | 19990519 |          |
|  | EIHO MARU No. 2      | 198    | 350     | JAPAN            | 1979 | JAPAN      | Sodegaura, Chiba Pref.                           | 19990518 |          |
|  | FUJIMIYA MARU No. 11 | 135    | 250     | JAPAN            | 1971 | JAPAN      | Sodegaura, Chiba Pref.                           | 19990415 |          |
|  | TAIYO MARU No. 1     | 199    | 415     | JAPAN            | 1977 | JAPAN      | Tadotsu, Kagawa Pref.                            | 19990427 |          |
|  | MEIYU MARU No. 3     | 116    | 250     | JAPAN            | 1970 | JAPAN      | Tokyo  | 19990608 |          |
|  | CARLOS               | 8 397  | 13 678  | UNKNOWN          | 1973 | PAKISTAN   | Gadani Beach                                     | 19990917 |          |
|  | ARMA                 | 17 123 | 30 607  | LIBERIA          | 1973 | PAKISTAN   | COMMERCIAL METAL                                 | 19990200 | \$119.00 |
|  | TRADE RESOLVE        | 32 590 | 59 925  | PANAMA           | 1973 | PAKISTAN   | IQRA SHIPBREAKING CO.                            | 19990700 | \$121.00 |
|  | SRIVICHAI            | 1 398  | 2 088   | THAILAND         | 1964 | THAILAND   | Bangkok  | 19991219 |          |
|  | TRAITREUNG           | 1 398  | 2 088   | THAILAND         | 1964 | THAILAND   | Bangkok  | 19991219 |          |
| <b>OTHER LIQUIDS</b>                       | KENKO MARU No. 3     | 177    | 325     | JAPAN            | 1969 | JAPAN      | Ichihara, Chiba Pref.                            | 19990622 |          |
|  | FUJI MARU            | 129    | 167     | JAPAN            | 1973 | JAPAN      | Kitakyushu, Fukuoka Pref.                        | 19990402 |          |
|  | TOSUI MARU No. 16    | 104    | 180     | JAPAN            | 1979 | JAPAN      | Tokyo  | 19990413 |          |
|  | HOEI MARU No. 12     | 134    | 220     | JAPAN            | 1958 | JAPAN      | Tokyo  | 19990422 |          |
| <b>BULK DRY</b>                            | GUMBET               | 35 806 | 64 060  | TURKEY           | 1976 | BANGLADESH | Chittagong                                       | 19990520 | \$114.50 |
|  | APIL                 | 16 006 | 26 212  | BAHAMAS          | 1974 | BANGLADESH | Chittagong                                       | 19991100 | \$118.00 |
|  | ABBEY                | 64 154 | 118 750 | CAYMAN ISLANDS   | 1979 | BANGLADESH | GENERAL IRON & STEEL CO.                         | 19990516 | \$120.00 |
|  | JOLLITY              | 12 503 | 22 623  | PANAMA           | 1975 | BANGLADESH | GOLDEN IRON WORKS LTD.                           | 19990217 | \$104.00 |
|  | SEA WIND             | 12 694 | 22 069  | LIBERIA          | 1974 | BANGLADESH | MANNAN STEELS                                    | 19990606 |          |
|  | ODIN I               | 13 166 | 22 653  | PANAMA           | 1971 | BANGLADESH | MANNAN STEELS                                    | 19990610 | \$112.00 |
|  | SUNSIN               | 15 896 | 26 505  | SAINT VINCENT    | 1972 | BANGLADESH | R.M. SHIP SCRAPPERS LTD.                         | 19990308 |          |
|  | ROYAL CLIPPER        | 64 409 | 118 065 | HONG KONG, CHINA | 1975 | BANGLADESH | R.M. SHIPBREAKING INDUSTRIES LTD.                | 19990523 | \$122.50 |
|  | APPLEBY              | 64 124 | 117 613 | BAHAMAS          | 1978 | CHINA      |  | 19990211 | \$105.00 |
|  | CATHY                | 40 059 | 75 200  | CYPRUS           | 1977 | CHINA      |  | 19990000 | \$103.00 |
|  | FRIENDLY RIVER       | 17 954 | 27 746  | PANAMA           | 1972 | CHINA      | Panyu, Guangdong Prov.                           | 19990419 |          |
|  | ASIA PEARL           | 30 078 | 54 270  | SAINT VINCENT    | 1975 | CHINA      | Zhangjiagang, Jiangsu Prov.                      | 19990700 | \$110.00 |
|  | ALBACORE             | 38 412 | 71 730  | BAHAMAS          | 1977 | CHINA      | Zhapu, Zhejiang Prov.                            | 19990121 | \$109.00 |
|  | LAKE WALES           | 19 355 | 32 377  | MARSHALL ISLANDS | 1972 | CHINA      | Zhenjiang, Jiangsu Prov.                         | 19990515 | \$102.50 |
|  | JIN TIAN HAI         | 52 423 | 92 828  | CHINA            | 1972 | CHINA      | Guangzhou, Guangdong Prov.                       | 19991202 | \$104.00 |
|  | PACIFIC CHUNGSAM     | 17 619 | 27 748  | CHINA (TAIWAN)   | 1975 | CHINA      | Guangzhou, Guangdong Prov.                       | 19990531 | \$105.00 |
|  | FENG SHOU            | 37 178 | 60 507  | PANAMA           | 1976 | CHINA      | GUANGDONG XINHUI SHUANGSHUI SHIPBREAKING FACTORY | 19990327 | \$99.00  |
|  | PARAGON              | 40 119 | 71 200  | MALTA            | 1976 | CHINA      | Huangpu, Guangdong Prov.                         | 19990710 | \$108.00 |
|  | TROPICAL BEAUTY      | 16 383 | 26 385  | PANAMA           | 1972 | CHINA      | JIANGSU YANGZIJIAN SHIPYARD                      | 19990400 | \$103.00 |
|  | VIVACITY             | 19 286 | 34 151  | SAINT VINCENT    | 1972 | CHINA      | KOUAN SHIPBUILDING INDUSTRY CO.                  | 19990425 |          |



| SHIP TYPE                             | SHIP NAME            | GT      | Dwt           | FLAG             | DOB   | COB   | BREAKER / PLACE                                       | DATE     | PRICE    |
|---------------------------------------|----------------------|---------|---------------|------------------|-------|-------|---|----------|----------|
| <b>BULK DRY</b><br><b>(Continued)</b> | HOI CHEUNG           | 20 512  | 34 196        | VANUATU          | 1973  | CHINA | KOUAN SHIPBUILDING INDUSTRY CO.                       | 19990818 | \$105.00 |
|                                       | DORADO               | 19 423  | 35 267        | CYPRUS           | 1974  | CHINA | KOUAN SHIPBUILDING INDUSTRY CO.                       | 19990108 | \$102.00 |
|                                       | ALISGLORIA           | 35 477  | 63 990        | PANAMA           | 1975  | CHINA | Nantong, Jiangsu Prov.                                | 19990318 | \$101.00 |
|                                       | STAR PETER           | 30 332  | 52 327        | CYPRUS           | 1974  | CHINA | NANJING QIXIASHAN DEMOLITION YARD                     | 19990100 | \$102.00 |
|                                       | SLURRY EXPRESS       | 65 210  | 125 180       | LIBERIA          | 1978  | CHINA | PANYU SHIP-BREAKING UNDER STEEL ROLLING CO.           | 19990100 | \$101.00 |
|                                       | MODI                 | 30 002  | 53 948        | CYPRUS           | 1973  | CHINA | Shanghai  | 19990514 | \$111.00 |
|                                       | SAMSUN BARU          | 10 429  | 17 351        | KOREA (SOUTH)    | 1972  | CHINA | Shidao, Shandong Prov.                                | 19990710 | \$98.00  |
|                                       | JOHNY C              | 32 689  | 54 615        | PANAMA           | 1976  | CHINA | TIANJIN TIANMA SHIPBREAKING CO. LTD.                  | 19990506 | \$108.00 |
|                                       | DIAMOND SEA          | 74 966  | 139 346       | MALTA            | 1976  | CHINA | Xinhui, Guangdong Prov.                               | 19990525 | \$106.00 |
|                                       | SUNNY CLIPPER        | 64 618  | 118 455       | LIBERIA          | 1977  | CHINA | Xinhui, Guangdong Prov.                               | 19990706 | \$107.00 |
|                                       | GOLDEN YANG          | 33 057  | 54 645        | PANAMA           | 1976  | CHINA | Xinhui, Guangdong Prov.                               | 19990705 |          |
|                                       | ROBIN                | 10 300  | 16 889        | CYPRUS           | 1976  | CHINA | Xinhui, Guangdong Prov.                               | 19990228 | \$137.00 |
|                                       | KLIA                 | 38 325  | 72 203        | CYPRUS           | 1976  | CHINA | Xinhui, Guangdong Prov.                               | 19990605 | \$106.00 |
|                                       | OURIOS               | 15 670  | 27 571        | CYPRUS           | 1973  | CHINA | Xinhui, Guangdong Prov.                               | 19990123 | \$104.00 |
|                                       | NOBLE FORTUNE        | 36 053  | 64 173        | PANAMA           | 1974  | CHINA | Xinhui, Guangdong Prov.                               | 19991210 | \$125.00 |
|                                       | MAGDA P              | 20 503  | 34 194        | GREECE           | 1974  | CHINA | Xinhui, Guangdong Prov.                               | 19990829 | \$106.00 |
|                                       | DIMITRIOS            | 59 999  | 129 882       | GREECE           | 1976  | CHINA | Xinhui, Guangdong Prov.                               | 19990301 | \$100.00 |
|                                       | DONALD               | 34 798  | 61 355        | PANAMA           | 1974  | CHINA | Xinhui, Guangdong Prov.                               | 19990623 | \$106.00 |
|                                       | SEG CHRISTINE        | 36 454  | 66 091        | PANAMA           | 1975  | CHINA | Xinhui, Guangdong Prov.                               | 19990304 | \$101.00 |
|                                       | ALKMINI              | 16 161  | 26 739        | SAINT VINCENT    | 1970  | CHINA | Xinhui, Guangdong Prov.                               | 19990129 |          |
|                                       | KARIMA               | 35 677  | 66 289        | CYPRUS           | 1974  | CHINA | Yantai, Shandong Prov.                                | 19990301 |          |
|                                       | BUZIAS               | 33 465  | 54 615        | ROMANIA          | 1978  | CHINA | Zhanjiang, Guangdong Prov.                            | 19990224 | \$106.00 |
|                                       | VITALITY             | 19 530  | 34 995        | MARSHALL ISLANDS | 1976  | CHINA | Zhuhai, Guangdong Prov.                               | 19990319 |          |
|                                       | SHI HUI              | 36 250  | 62 355        | PANAMA           | 1972  | CHINA | ZHANGJIAGANG HONGCHANG SHIP DISASSEMBLING & STEEL CO. | 19990221 | \$100.00 |
|                                       | NEFELI I             | 12 042  | 15 917        | CYPRUS           | 1971  | INDIA | Alang   | 19990416 |          |
|                                       | DARIA I              | 20 464  | 34 241        | PANAMA           | 1971  | INDIA | Alang   | 19990106 | \$112.00 |
|                                       | OBRONCY POCZTY       | 19 971  | 32 196        | POLAND           | 1971  | INDIA | Alang   | 19990305 | \$113.00 |
|                                       | ANGELIC GRACE        | 37 282  | 68 847        | GREECE           | 1971  | INDIA | Alang   | 19990126 | \$116.00 |
|                                       | MASTER NICOS         | 15 832  | 27 995        | MALTA            | 1971  | INDIA | Alang   | 19990215 |          |
|                                       | PORLOC               | 16 224  | 27 306        | HONDURAS         | 1970  | INDIA | Alang   | 19990402 |          |
|                                       | SWEET LADY           | 19 589  | 30 307        | MALTA            | 1970  | INDIA | Alang   | 19990603 | \$113.00 |
|                                       | JOHARI               | 19 692  | 34 995        | SAINT VINCENT    | 1975  | INDIA | Alang   | 19991030 | \$130.00 |
|                                       | CAMINO               | 13 538  | 22 311        | PANAMA           | 1975  | INDIA | Alang   | 19990802 |          |
|                                       | AMIN                 | 19 527  | 34 996        | IRAN             | 1976  | INDIA | Alang   | 19991126 | \$139.00 |
|                                       | IRON CURTIS          | 26 032  | 45 428        | LIBERIA          | 1978  | INDIA | Alang   | 19990316 | \$121.50 |
|                                       | BANTRY               | 40 284  | 73 703        | LIBERIA          | 1977  | INDIA | Alang   | 19990729 | \$127.00 |
|                                       | FINIX                | 64 655  | 123 125       | GREECE           | 1977  | INDIA | Alang   | 19990222 | \$90.00  |
|                                       | PAULETTE             | 27 841  | 50 597        | CYPRUS           | 1976  | INDIA | Alang   | 19990301 |          |
|                                       | KLEOVOULOS OF RHODES | 65 841  | 123 050       | CYPRUS           | 1975  | INDIA | Alang   | 19990929 | \$118.50 |
|                                       | DORIANNE             | 17 374  | 27 612        | LIBERIA          | 1976  | INDIA | Alang   | 19990219 |          |
|                                       | MEOS                 | 19 867  | 32 600        | SAINT VINCENT    | 1976  | INDIA | Alang   | 19990727 | \$112.00 |
|                                       | TRADE AMBASSADOR     | 20 373  | 34 495        | LIBERIA          | 1976  | INDIA | Alang   | 19991001 | \$125.00 |
| APJ PRITI                             | 10 186               | 16 745  | INDIA         | 1976             | INDIA | Alang | 19990101  |          |          |
| TAHAROA                               | 66 162               | 128 636 | LIBERIA       | 1978             | INDIA | Alang | 19991027  | \$130.00 |          |
| CAPE SOUNION                          | 33 186               | 54 615  | MALTA         | 1978             | INDIA | Alang | 19991116  | \$135.00 |          |
| SEA EMERALD                           | 33 544               | 54 615  | SAINT VINCENT | 1978             | INDIA | Alang | 19990514  | \$121.50 |          |
| MANIANA                               | 33 552               | 54 540  | MALTA         | 1980             | INDIA | Alang | 19990430  |          |          |
| ENERGETIC                             | 17 048               | 26 548  | PANAMA        | 1974             | INDIA | Alang | 19991127  |          |          |
| SFYRA I                               | 19 265               | 37 623  | PANAMA        | 1974             | INDIA | Alang | 19990402  | \$116.00 |          |

| SHIP TYPE               | SHIP NAME         | GT     | Dwt     | FLAG           | DOB  | COB   | BREAKER / PLACE                            | DATE     | PRICE    |
|-------------------------|-------------------|--------|---------|----------------|------|-------|--|----------|----------|
| BULK DRY<br>(Continued) | EUROPA TRIDENT    | 32 427 | 54 455  | UNKNOWN        | 1974 | INDIA | Alang                                      | 19991224 | \$150.00 |
|                         | HELEN N           | 14 998 | 26 379  | MALTA          | 1973 | INDIA | Alang                                      | 19991207 |          |
|                         | RAVNI KOTARI      | 13 656 | 22 614  | CROATIA        | 1974 | INDIA | Alang                                      | 19990204 | \$112.00 |
|                         | GENERAL JASINSKI  | 23 427 | 37 764  | POLAND         | 1974 | INDIA | Alang                                      | 19991228 | \$147.00 |
|                         | AIFANOURIOS       | 36 032 | 60 920  | MALTA          | 1975 | INDIA | Alang                                      | 19991218 | \$111.00 |
|                         | PARIS JUNIOR      | 20 905 | 37 389  | PANAMA         | 1975 | INDIA | Alang                                      | 19990129 | \$109.00 |
|                         | TOMAHAWK          | 19 872 | 33 524  | CYPRUS         | 1974 | INDIA | Alang                                      | 19990304 | \$118.80 |
|                         | BELLE             | 23 334 | 41 049  | CYPRUS         | 1975 | INDIA | Alang                                      | 19991001 | \$133.00 |
|                         | TIMAWRA           | 67 803 | 128 370 | LIBERIA        | 1976 | INDIA | Alang                                      | 19990930 | \$130.00 |
|                         | SUN II            | 17 318 | 27 439  | PANAMA         | 1975 | INDIA | Alang                                      | 19990930 | \$130.00 |
|                         | DRAKONIS          | 16 511 | 27 213  | PANAMA         | 1975 | INDIA | Alang                                      | 19990415 |          |
|                         | SEAPEARL II       | 16 136 | 26 641  | MALTA          | 1974 | INDIA | Alang                                      | 19990422 |          |
|                         | LADY MOYNE        | 36 271 | 65 051  | CAYMAN ISLANDS | 1974 | INDIA | Alang                                      | 19990430 | \$123.00 |
|                         | AMOLIANI          | 39 804 | 72 073  | GREECE         | 1975 | INDIA | Alang                                      | 19990322 | \$118.50 |
|                         | KASTURBA          | 42 141 | 76 583  | INDIA          | 1975 | INDIA | Alang                                      | 19990604 | \$98.00  |
|                         | ARHON             | 16 384 | 26 019  | MALTA          | 1974 | INDIA | Alang                                      | 19991118 | \$138.00 |
|                         | NANA              | 26 346 | 45 580  | MALTA          | 1974 | INDIA | Alang                                      | 19990530 | \$111.00 |
|                         | URGUP             | 80 734 | 154 489 | SAINT VINCENT  | 1975 | INDIA | Alang                                      | 19991028 | \$75.00  |
|                         | ELTA              | 43 636 | 80 206  | PANAMA         | 1973 | INDIA | Alang                                      | 19991014 |          |
|                         | MIRTIDIOTISSA     | 15 819 | 27 571  | PANAMA         | 1973 | INDIA | Alang                                      | 19991125 |          |
|                         | ARCADE            | 88 174 | 165 040 | SAINT VINCENT  | 1973 | INDIA | Alang                                      | 19990217 |          |
|                         | INTEGRITY         | 16 378 | 27 330  | LIBERIA        | 1973 | INDIA | Alang                                      | 19990809 |          |
|                         | ZIEMIA OLSZTYNSKA | 16 118 | 23 719  | POLAND         | 1973 | INDIA | Alang                                      | 19990812 | \$115.00 |
|                         | YANNIS K          | 14 836 | 27 170  | MALTA          | 1972 | INDIA | Alang                                      | 19991025 | \$124.00 |
|                         | NITSA V.          | 10 423 | 17 632  | SAINT VINCENT  | 1972 | INDIA | Alang                                      | 19990215 |          |
|                         | ADAM              | 15 471 | 27 040  | SAINT VINCENT  | 1972 | INDIA | Alang                                      | 19991207 |          |
|                         | ESPERANZA C       | 20 905 | 37 649  | PANAMA         | 1973 | INDIA | Alang                                      | 19990531 | \$109.00 |
|                         | PAULETTE          | 36 086 | 61 767  | LEBANON        | 1973 | INDIA | Alang                                      | 19991207 | \$132.00 |
|                         | YOUBANG           | 22 668 | 38 711  | PANAMA         | 1972 | INDIA | Alang                                      | 19990417 | \$116.00 |
|                         | BANDIRMA          | 16 796 | 26 453  | TURKEY         | 1972 | INDIA | Alang                                      | 19991012 |          |
|                         | OSCAR             | 10 418 | 17 598  | CYPRUS         | 1972 | INDIA | Alang                                      | 19990402 | \$119.50 |
|                         | MAGNUS SPIRIT     | 33 521 | 51 646  | CYPRUS         | 1974 | INDIA | ALANG SHIPBREAKERS PVT. LTD.               | 19990220 | \$116.00 |
|                         | CORYTON           | 19 196 | 31 738  | CYPRUS         | 1975 | INDIA | ALANG SHIPBREAKING CORP.                   | 19990318 |          |
|                         | KOPA              | 8 721  | 13 665  | SAINT VINCENT  | 1971 | INDIA | ANUPAMA STEEL (PVT.) LTD.                  | 19990216 | \$73.00  |
|                         | ALEXANDRIA        | 16 024 | 26 784  | MALTA          | 1974 | INDIA | ARIHANT SHIPBREAKERS                       | 19990702 | \$110.00 |
|                         | GOLDEN VENTURE    | 10 598 | 16 887  | CYPRUS         | 1971 | INDIA | ARYA SHIPBREAKING CO. PVT. LTD.            | 19990827 | \$123.00 |
|                         | ANDREAS V         | 10 400 | 17 605  | MALTA          | 1972 | INDIA | Calcutta                                   | 19990303 |          |
|                         | VINTA             | 9 833  | 16 583  | BAHAMAS        | 1976 | INDIA | Calcutta                                   | 19990206 | \$111.00 |
|                         | ARGOS C           | 6 761  | 12 020  | PANAMA         | 1974 | INDIA | Calcutta                                   | 19990717 |          |
|                         | GOLDEN CHASE      | 12 413 | 19 495  | GREECE         | 1974 | INDIA | Calcutta                                   | 19990731 |          |
|                         | CABETUS           | 10 587 | 16 914  | HONDURAS       | 1977 | INDIA | Calcutta                                   | 19990427 |          |
|                         | PANOS A.          | 22 608 | 38 406  | SAINT VINCENT  | 1974 | INDIA | CHAUDHARY INDUSTRIES                       | 19990304 |          |
|                         | SENTOSA           | 15 905 | 26 620  | CYPRUS         | 1975 | INDIA | CHAUDHARY INDUSTRIES                       | 19990218 | \$123.00 |
|                         | SOLOM OF ATHENS   | 46 132 | 82 248  | CYPRUS         | 1978 | INDIA | CHAUDHARY INDUSTRIES                       | 19990628 | \$115.00 |
|                         | SUNRISE           | 14 851 | 27 515  | SAINT VINCENT  | 1970 | INDIA | CROWN STEEL CO.                            | 19990117 | \$108.00 |
|                         | KOULA L           | 39 562 | 70 610  | BAHAMAS        | 1977 | INDIA | DIAMOND INDUSTRIES (SHIP BREAKING DIVISION | 19990117 | \$107.00 |
|                         | HARKISHIN         | 23 918 | 41 333  | INDIA          | 1978 | INDIA | G.K. STEEL                                 | 19990809 |          |
|                         | LUCKY PEARL       | 12 583 | 20 198  | CYPRUS         | 1976 | INDIA | GAYATRI SHIPBREAKERS CORP.                 | 19990107 | \$107.00 |
|                         | BOCSA             | 33 561 | 54 615  | ROMANIA        | 1976 | INDIA | GHAZIABAD SHIPBREAKERS PVT. LTD.           | 19990316 | \$114.00 |

| SHIP TYPE                             | SHIP NAME         | GT      | Dwt           | FLAG          | DOB      | COB                              | BREAKER / PLACE                    | DATE     | PRICE    |
|---------------------------------------|-------------------|---------|---------------|---------------|----------|----------------------------------|------------------------------------|----------|----------|
| <b>BULK DRY</b><br><b>(Continued)</b> | SEADANIEL         | 15 911  | 27 000        | PANAMA        | 1976     | INDIA                            | GUPTA STEEL (SHIPBREAKERS)         | 19990505 | \$117.50 |
|                                       | SADAN KALKAVAN    | 14 623  | 27 340        | TURKEY        | 1971     | INDIA                            | HARI KRISHNA STEEL CORP.           | 19990800 | \$114.00 |
|                                       | IRLA              | 33 950  | 54 615        | BELIZE        | 1977     | INDIA                            | HARYANA SHIP BREAKERS              | 19990518 | \$109.00 |
|                                       | TOCOPILLA         | 13 035  | 22 059        | CHILE         | 1975     | INDIA                            | HUSSAIN SHETH SHIP BREAKERS        | 19990106 | \$109.50 |
|                                       | CACHIMBA          | 11 829  | 19 089        | GABON         | 1976     | INDIA                            | INDIAN METAL TRADERS               | 19990319 |          |
|                                       | DALAKI            | 16 852  | 29 156        | SAINT VINCENT | 1969     | INDIA                            | INDIAN METAL TRADERS               | 19990831 | \$123.00 |
|                                       | CASPIAN TRADER    | 52 740  | 92 603        | LIBERIA       | 1969     | INDIA                            | J.M. INDUSTRIES                    | 19990615 | \$117.00 |
|                                       | BORSEC            | 32 100  | 54 615        | ROMANIA       | 1977     | INDIA                            | KALATHALA SHIPBREAKING (PVT.)      | 19990415 | \$119.50 |
|                                       | PROTAGORAS        | 19 867  | 33 652        | CYPRUS        | 1974     | INDIA                            | KIRAN SHIPBREAKING CO.             | 19990303 | \$120.00 |
|                                       | THEO C            | 22 465  | 38 250        | SAINT VINCENT | 1972     | INDIA                            | KIRAN SHIPBREAKING CO.             | 19990420 | \$120.00 |
|                                       | ORAMA 1           | 11 055  | 18 295        | CAMBODIA      | 1978     | INDIA                            | KRISHNA STEEL ENTERPRISES          | 19990600 |          |
|                                       | FIRST LADY I      | 16 661  | 29 114        | PANAMA        | 1973     | INDIA                            | KUMAR & CO., VIJAY                 | 19990204 | \$124.25 |
|                                       | LEMNOS            | 38 237  | 72 149        | MALTA         | 1976     | INDIA                            | KUMAR & CO., VIJAY                 | 19990403 | \$115.00 |
|                                       | PENY              | 15 734  | 27 020        | BAHAMAS       | 1974     | INDIA                            | KUMAR STEELS                       | 19990121 | \$106.50 |
|                                       | SEAMASTER M       | 15 920  | 26 610        | CYPRUS        | 1973     | INDIA                            | KUNAL STEEL CO.                    | 19990114 | \$102.00 |
|                                       | S. K. JUNIOR      | 33 394  | 54 615        | CYPRUS        | 1975     | INDIA                            | MADHAV STEEL                       | 19990101 | \$109.00 |
|                                       | EURYDICE          | 20 723  | 34 403        | MALTA         | 1976     | INDIA                            | MADHUPURI SHIP BREAKERS            | 19990220 | \$122.00 |
|                                       | ZLATOUST          | 15 771  | 22 896        | UKRAINE       | 1969     | INDIA                            | MAHAVIR CORP.                      | 19990120 |          |
|                                       | SUPERITAS         | 21 248  | 33 115        | MALTA         | 1973     | INDIA                            | MAK-WELL                           | 19990323 | \$119.00 |
|                                       | GIUSEPPE LEMBO    | 30 135  | 54 223        | ITALY         | 1975     | INDIA                            | MALVI SHIPBREAKING CO.             | 19990105 | \$112.00 |
|                                       | BOTOSANI          | 33 465  | 54 615        | ROMANIA       | 1977     | INDIA                            | MELARAM, BAIJNATH                  | 19990204 |          |
|                                       | GEMINY            | 7 027   | 11 711        | PANAMA        | 1975     | INDIA                            | MELARAM, BAIJNATH                  | 19990707 | \$121.00 |
|                                       | POLYMNIA          | 10 397  | 16 898        | MALTA         | 1974     | INDIA                            | PARAS COAL CORP.                   | 19990618 |          |
|                                       | RAVENS CRAIG      | 64 124  | 119 500       | BAHAMAS       | 1979     | INDIA                            | R.K. INDUSTRIES (UNIT 2)           | 19990421 | \$123.00 |
|                                       | EUROPA POINT      | 12 794  | 21 916        | PANAMA        | 1972     | INDIA                            | RAJ METAL WORKS (PVT.) LTD.        | 19990218 | \$101.50 |
|                                       | ATHINIOTISSA      | 35 806  | 64 059        | MALTA         | 1976     | INDIA                            | RAJ METAL WORKS (PVT.) LTD.        | 19990731 | \$110.00 |
|                                       | AGIOS NECTARIOS   | 16 824  | 29 222        | SAINT VINCENT | 1973     | INDIA                            | RAJENDRA SHIP BREAKING (PVT.) LTD. | 19990221 | \$118.00 |
|                                       | KITSA             | 23 296  | 43 112        | CYPRUS        | 1976     | INDIA                            | SACHDEVA STEEL PRODUCTS            | 19990501 | \$118.00 |
|                                       | NIKOLAS K         | 22 465  | 38 250        | SAINT VINCENT | 1974     | INDIA                            | SAIBABA SHIPBREAKING CO.           | 19990320 | \$120.00 |
|                                       | FULMAR            | 13 344  | 21 516        | MALTA         | 1971     | INDIA                            | SAIBABA SHIPBREAKING CO.           | 19990102 | \$105.00 |
|                                       | ARAL              | 21 022  | 37 566        | MALTA         | 1974     | INDIA                            | SAURASHTRA ENTERPRISES LTD.        | 19990228 | \$119.00 |
|                                       | ARTI              | 20 456  | 34 135        | SAINT VINCENT | 1976     | INDIA                            | SHIP TRADE CORP.                   | 19990703 | \$105.00 |
|                                       | GRIGORPAN         | 19 244  | 30 952        | CYPRUS        | 1974     | INDIA                            | SHREEJI TRADERS                    | 19990217 | \$110.00 |
|                                       | AFROS             | 19 326  | 31 915        | PANAMA        | 1970     | INDIA                            | SHREEJI TRADERS                    | 19990506 | \$124.50 |
|                                       | NENA              | 39 310  | 71 705        | LIBERIA       | 1974     | INDIA                            | TRAMBAK SHIPPING (PVT.) LTD.       | 19990320 | \$119.00 |
|                                       | CLARITY           | 13 015  | 22 057        | MALTA         | 1975     | INDIA                            | TRIVENI SHIPPING CORP.             | 19990728 |          |
|                                       | OCEAN STAR        | 23 573  | 49 898        | KOREA (NORTH) | 1976     | INDIA                            | VIJAY SHIPBREAKING CORP.           | 19990504 | \$120.00 |
|                                       | CAPTAIN DIAMANTIS | 37 282  | 68 847        | GREECE        | 1971     | INDIA                            | VIJAY SHIPBREAKING CORP.           | 19990126 | \$116.00 |
|                                       | MAVI              | 36 391  | 67 731        | TURKEY        | 1975     | INDIA                            | VIRAT SHIPBREAKING CORP.           | 19990120 | \$116.00 |
|                                       | LACKENBY          | 64 124  | 119 500       | BAHAMAS       | 1977     | INDIA                            | VIRAT SHIPBREAKING CORP.           | 19990421 | \$120.00 |
| IRAN MEYSAM                           | 13 865            | 22 452  | IRAN          | 1972          | IRAN     | QESHM, FAEZEIN                   | 19990500                           |          |          |
| DIAPOROS                              | 55 653            | 104 850 | GREECE        | 1973          | PAKISTAN | Gadani Beach                     | 19990500                           | \$120.00 |          |
| SUNRISE                               | 13 686            | 20 930  | CYPRUS        | 1971          | PAKISTAN | Gadani Beach                     | 19990800                           | \$108.00 |          |
| ELISA P                               | 46 378            | 82 325  | CYPRUS        | 1968          | PAKISTAN | Gadani Beach                     | 19991107                           | \$126.00 |          |
| GEORGIOS P                            | 46 378            | 82 445  | CYPRUS        | 1968          | PAKISTAN | Gadani Beach                     | 19991105                           | \$126.00 |          |
| KIHO                                  | 89 262            | 169 521 | SAINT VINCENT | 1976          | PAKISTAN | ABBAS SHIPBREAKING INDUSTRIES    | 19990000                           | \$116.00 |          |
| NEREIS P.                             | 12 941            | 22 631  | GREECE        | 1974          | PAKISTAN | ABBAS SHIPBREAKING INDUSTRIES    | 19990100                           | \$105.50 |          |
| MARIEL                                | 15 372            | 27 020  | MALTA         | 1973          | PAKISTAN | IQRA SHIPBREAKING CO.            | 19991000                           | \$112.50 |          |
| LADY FORTUNE                          | 13 538            | 22 625  | PANAMA        | 1972          | PAKISTAN | JAVED NAZIR BROTHERS (PVT.) LTD. | 19990500                           | \$113.00 |          |

| SHIP TYPE                             | SHIP NAME            | GT       | Dwt     | FLAG           | DOB     | COB            | BREAKER / PLACE  | DATE                    | PRICE    |
|---------------------------------------|----------------------|----------|---------|----------------|---------|----------------|--|-------------------------|----------|
| <b>BULK DRY</b><br><b>(Continued)</b> | ANNA II              | 19 251   | 32 466  | PANAMA         | 1973    | PAKISTAN       | S.N. ENTERPRISES   | 19991100                | \$112.00 |
|                                       | NORMA S              | 20 756   | 38 406  | BELIZE         | 1973    | PAKISTAN       | S.N. ENTERPRISES   | 19990500                |          |
|                                       | ATLANTICA            | 36 032   | 63 990  | UNKNOWN        | 1975    | PAKISTAN       | S.N. ENTERPRISES   | 19990100                |          |
|                                       | KOPALNIA JEZIORKO    | 8 721    | 13 665  | PANAMA         | 1971    | PORTUGAL       | BAPTISTA & IRMAOS LDA.                                   | 19990505                |          |
|                                       | NORMAR PROGRESS      | 9 217    | 14 503  | MALTA          | 1972    | SPAIN          | GIJONESA DE DESGUACES Y RECUPERACION FERRICAS            | 19990720                | \$46.50  |
|                                       | WOODPECKER           | 10 337   | 17 005  | CYPRUS         | 1975    | SPAIN          | RESINA - RECUPERACIONES SIDERURGICAS Y NAVALES S.L.      | 19990720                | \$65.00  |
|                                       | PIONIERUL            | 10 394   | 18 295  | ROMANIA        | 1976    | TURKEY         | BUTONI GEMI SOKUM A.S.                                   | 19990129                |          |
|                                       | URICANI              | 9 029    | 12 500  | ROMANIA        | 1971    | TURKEY         | BUTONI GEMI SOKUM A.S.                                   | 19990412                |          |
|                                       | VULCAN               | 9 029    | 12 548  | ROMANIA        | 1971    | TURKEY         | BUTONI GEMI SOKUM A.S.                                   | 19990705                |          |
|                                       | VIDRARU              | 16 379   | 24 850  | ROMANIA        | 1976    | TURKEY         | DEMTAS GEMI SOKUM A.S.                                   | 19990129                |          |
|                                       | TIRGU OCNA           | 11 055   | 18 295  | ROMANIA        | 1977    | TURKEY         | DORTELE GEMI SOKUM DEMIR VE CELIK SANAYI VE TICARET LTD. | 19990409                |          |
|                                       | MARAMURES            | 15 426   | 25 606  | ROMANIA        | 1967    | TURKEY         | KALKAVANLAR GEMI SOKUM TICARET                           | 19990115                |          |
|                                       | TIRGU BUJOR          | 10 394   | 18 295  | ROMANIA        | 1977    | TURKEY         | LEYAL GEMI SOKUM A.S.                                    | 19990322                |          |
|                                       | LOTRU                | 16 379   | 24 854  | ROMANIA        | 1976    | TURKEY         | OGE GEMI IHTALAT IHRACAT                                 | 19990129                | \$45.00  |
|                                       | MOTRU                | 15 586   | 24 850  | ROMANIA        | 1977    | TURKEY         | OGE GEMI IHTALAT IHRACAT TICARET VE SANAYI A.S.          | 19990514                |          |
|                                       | MONICA MARISSA       | 33 406   | 55 057  | PANAMA         | 1973    | VIETNAM        | Ky Ha  | 19990907                |          |
|                                       | <b>BULK DRY/OIL</b>  | HYDRA    | 89 468  | 168 937        | LIBERIA | 1975           | CHINA  | Xinhui, Guangdong Prov. | 19991016 |
| PEREGRINE IX                          |                      | 69 043   | 127 209 | BAHAMAS        | 1974    | CHINA          | XINHUI SHIP BREAKING IRON & STEEL FACTORY                | 19990226                | \$110.00 |
| MARSHAL GOVOROV                       |                      | 65 819   | 116 283 | RUSSIA         | 1978    | INDIA          | Alang  | 19990222                | \$110.50 |
| IOLCOS SPIRIT                         |                      | 51 131   | 93 070  | CYPRUS         | 1977    | INDIA          | Alang  | 19990304                | \$107.00 |
| ALEXANDRA IV                          |                      | 43 386   | 78 075  | SAINT VINCENT  | 1974    | INDIA          | Alang  | 19991123                | \$62.00  |
| BHARTI                                |                      | 42 825   | 78 075  | SAINT VINCENT  | 1974    | INDIA          | Alang  | 19990120                | \$110.00 |
| MARSHAL KONEV                         |                      | 60 482   | 102 538 | MALTA          | 1975    | INDIA          | CHHOTELAL, BHIKAMAL                                      | 19990220                | \$112.00 |
| MACEDONIA I                           |                      | 89 547   | 169 317 | MALTA          | 1974    | PAKISTAN       | ABBAS SHIPBREAKING INDUSTRIES                            | 19990430                | \$117.00 |
| ORPHEUS                               |                      | 29 749   | 52 492  | GREECE         | 1971    | PAKISTAN       | KARACHI STEEL  | 19990618                | \$106.00 |
| OMIROS                                |                      | 114 910  | 227 412 | CYPRUS         | 1973    | PAKISTAN       | SATTAR, NOOR MOHAMMAD & CO.,                             | 19990302                | \$103.00 |
| TOPAZ                                 |                      | 83 712   | 138 842 | PANAMA         | 1976    | VIETNAM        |  | 19990000                | \$110.00 |
| <b>SELF-DISCHARGING<br/>BULK DRY</b>  |                      | TARANTAU | 19 494  | 27 829         | CANADA  | 1965           | CANADA   | Port Colborne, Ont.     | 19991031 |
|                                       | SPIRIT OF 66-1       | 16 416   | 25 362  | BELIZE         | 1965    | INDIA          | Alang  | 19990331                |          |
| <b>OTHER BULK DRY</b>                 | CORTESIA DUCKLING    | 36 690   | 46 624  | PANAMA         | 1974    | BANGLADESH     | R.M. SHIP SCRAPPERS LTD.                                 | 19990310                | \$106.00 |
|                                       | MEDRAR               | 33 789   | 42 174  | PANAMA         | 1975    | CHINA          | Xinhui, Guangdong Prov.                                  | 19991130                | \$110.00 |
|                                       | ALISON               | 33 845   | 41 813  | LIBERIA        | 1977    | CHINA          | Xinhui, Guangdong Prov.                                  | 19990423                | \$110.00 |
|                                       | GRIGORIY ALEKSEEV    | 17 756   | 23 495  | PANAMA         | 1974    | INDIA          | Alang  | 19990614                | \$118.00 |
|                                       | ABU MARIAM           | 11 669   | 20 357  | SAUDI ARABIA   | 1967    | INDIA          | Alang  | 19991228                | \$137.00 |
|                                       | FOREST SOVEREIGN     | 41 305   | 47 152  | LIBERIA        | 1975    | INDIA          | GAUTAM SHIPBREAKING INDUSTRIES PVT. LTD.                 | 19990304                | \$125.00 |
|                                       | MARUYAMA MARU No. 18 | 159      | 159     | JAPAN          | 1978    | JAPAN          | Kochi, Kochi Pref.                                       | 19990224                |          |
|                                       | MYOEI MARU           | 166      | 109     | JAPAN          | 1968    | JAPAN          | Matsushima, Kumamoto Pref.                               | 19990517                |          |
|                                       | AMAMI MARU           | 499      | 932     | JAPAN          | 1980    | JAPAN          | Okinawa, Okinawa Pref.                                   | 19990112                |          |
|                                       | RYUYU MARU           | 466      | 700     | JAPAN          | 1970    | JAPAN          | Setoda, Hiroshima Pref.                                  | 19990607                |          |
|                                       | MOROKI MARU No. 2    | 195      | 370     | JAPAN          | 1974    | JAPAN          | Takamatsu, Kagawa Pref.                                  | 19990209                |          |
|                                       | CEM II               | 2 155    | 3 009   | SAINT VINCENT  | 1953    | TURKEY         | GURSOY GEMI SOKUM A.S.                                   | 19990526                |          |
|                                       | JANE SEA             | 749      | 1 052   | UNITED KINGDOM | 1960    | UNKNOWN        |  | 19991216                |          |
| <b>GENERAL CARGO</b>                  | CABO BOJADOR         | 1 273    | 1 840   | HONDURAS       | 1966    | CANARY ISLANDS | Las Palmas   | 19990328                |          |
|                                       | MAGICA               | 869      | 1 016   | PANAMA         | 1971    | CANARY ISLANDS | Las Palmas   | 19990328                |          |
|                                       | SUMSEL               | 3 966    | 6 687   | INDONESIA      | 1970    | BANGLADESH     | Mongla   | 19991013                |          |

| SHIP TYPE                    | SHIP NAME           | GT     | Dwt             | FLAG                 | DOB   | COB            | BREAKER / PLACE                      | DATE     | PRICE    |
|------------------------------|---------------------|--------|-----------------|----------------------|-------|----------------|--------------------------------------|----------|----------|
| GENERAL CARGO<br>(Continued) | RIO VENTURE         | 12 083 | 18 421          | LIBERIA              | 1977  | BANGLADESH     | A.B. SHIPBREAKING INDUSTRIES LTD.    | 19990604 | \$110.00 |
|                              | TASMIA              | 10 519 | 14 678          | SAINT VINCENT        | 1977  | BANGLADESH     | ABC STEEL ENTERPRISE LTD.            | 19991216 |          |
|                              | GREAT UNIVERSE      | 11 062 | 16 438          | PANAMA               | 1976  | BANGLADESH     | Chittagong                           | 19991129 | \$112.00 |
|                              | TRIDENT             | 12 628 | 20 950          | CYPRUS               | 1975  | BANGLADESH     | Chittagong                           | 19991114 | \$128.00 |
|                              | SAMEER I            | 10 190 | 13 945          | SAINT VINCENT        | 1975  | BANGLADESH     | Chittagong                           | 19990907 |          |
|                              | AL SALMA            | 5 776  | 9 219           | BANGLADESH           | 1970  | BANGLADESH     | Chittagong                           | 19990206 |          |
|                              | IZMAIL              | 9 834  | 12 530          | UKRAINE              | 1968  | BANGLADESH     | Chittagong                           | 19990108 |          |
|                              | TANARAY STAR        | 9 126  | 15 112          | PANAMA               | 1971  | BANGLADESH     | Chittagong                           | 19990731 |          |
|                              | IVAN KOROBTSOV      | 9 934  | 13 738          | RUSSIA               | 1972  | BANGLADESH     | HABIB STEELS LTD.                    | 19990104 |          |
|                              | EQUATOR GRAND       | 2 896  | 4 480           | SINGAPORE            | 1970  | BANGLADESH     | NAMREEN ENTERPRISE                   | 19990614 |          |
|                              | EQUATOR PEARL       | 5 078  | 8 447           | SINGAPORE            | 1975  | BANGLADESH     | RAHMAN SHIPBREAKERS LTD.             | 19990422 |          |
|                              | AL SWAMRUZ          | 8 522  | 12 350          | BANGLADESH           | 1974  | BANGLADESH     | Z.N. ENTERPRISE                      | 19990802 |          |
|                              | NICO                | 3 384  | 4 887           | MALTA                | 1964  | BRAZIL         | GERDAU S.A.                          | 19990825 |          |
|                              | BALTIYSKIY-65       | 1 948  | 2 140           | RUSSIA               | 1967  | CHINA          | Shenyang, Liaoning Prov.             | 19990100 |          |
|                              | GANG NAM            | 6 168  | 8 230           | KOREA (NORTH)        | 1972  | CHINA          | TIANJIN TIANMA SHIPBREAKING CO. LTD. | 19990129 | \$92.50  |
|                              | JI LONG             | 4 997  | 5 627           | PANAMA               | 1975  | CHINA          | Xinhui, Guangdong Prov.              | 19990709 |          |
|                              | BLUE SKY 2          | 2 213  | 3 342           | SAINT VINCENT        | 1977  | CHINA          | Xinhui, Guangdong Prov.              | 19990101 |          |
|                              | FALCONZORD          | 15 810 | 16 487          | SAINT VINCENT        | 1979  | CHINA          | Xinhui, Guangdong Prov.              | 19990228 |          |
|                              | TIENHO No. 6        | 3 342  | 5 661           | SAINT VINCENT        | 1970  | CHINA          | Xinhui, Guangdong Prov.              | 19990129 |          |
|                              | VIVA OCEAN          | 3 685  | 6 515           | PANAMA               | 1975  | CHINA (TAIWAN) | GWO YEONG ENTERPRISE CO. LTD.        | 19990816 |          |
|                              | HORNG JIH           | 4 890  | 7 773           | PANAMA               | 1974  | CHINA (TAIWAN) | GWO YEONG ENTERPRISE CO. LTD.        | 19990212 |          |
|                              | MARYUT              | 4 926  | 7 401           | EGYPT                | 1976  | EGYPT          | ALEXANDRIA SHIPYARD                  | 19990301 |          |
|                              | EL MANSOURA         | 3 254  | 4 267           | EGYPT                | 1972  | EGYPT          | ALEXANDRIA SHIPYARD                  | 19990100 |          |
|                              | VORAS               | 4 909  | 6 013           | HONDURAS             | 1968  | INDIA          | Alang                                | 19990402 |          |
|                              | NAVARIN             | 7 684  | 9 410           | RUSSIA               | 1967  | INDIA          | Alang                                | 19990717 |          |
|                              | ASEAN COMMANDER     | 15 725 | 23 588          | PANAMA               | 1969  | INDIA          | Alang                                | 19990603 | \$110.00 |
|                              | AMNA S.             | 9 407  | 15 210          | SYRIA                | 1969  | INDIA          | Alang                                | 19990908 | \$125.00 |
|                              | MSC SHAULA S        | 9 432  | 15 180          | PANAMA               | 1969  | INDIA          | Alang                                | 19990227 | \$120.00 |
|                              | BRANDENBURG         | 8 689  | 10 080          | MAURITIUS            | 1970  | INDIA          | Alang                                | 19991026 | \$135.00 |
|                              | SEA STAR            | 9 100  | 15 175          | MALDIVE ISLANDS      | 1970  | INDIA          | Alang                                | 19991214 | \$141.00 |
|                              | MAGDEBURG           | 8 689  | 10 150          | MAURITIUS            | 1970  | INDIA          | Alang                                | 19991028 | \$135.00 |
|                              | GOLDEN I            | 9 844  | 15 177          | CAMBODIA             | 1970  | INDIA          | Alang                                | 19990715 |          |
|                              | ZARINA II           | 9 883  | 12 661          | PANAMA               | 1970  | INDIA          | Alang                                | 19991002 | \$131.00 |
|                              | PROGRESS EXCELLENCE | 9 980  | 15 176          | MALDIVE ISLANDS      | 1970  | INDIA          | Alang                                | 19990503 |          |
|                              | FIRST RAINBOW       | 3 958  | 6 174           | UNITED ARAB EMIRATES | 1970  | INDIA          | Alang                                | 19990930 |          |
|                              | VIGILANT II         | 9 465  | 13 650          | PANAMA               | 1970  | INDIA          | Alang                                | 19990331 | \$120.00 |
|                              | BEDI                | 8 701  | 12 038          | SAINT VINCENT        | 1970  | INDIA          | Alang                                | 19990929 | \$68.00  |
|                              | NINA                | 9 899  | 12 652          | CAMBODIA             | 1970  | INDIA          | Alang                                | 19990604 |          |
|                              | MANLEY EXETER       | 9 344  | 12 205          | MALTA                | 1971  | INDIA          | Alang                                | 19991120 |          |
|                              | AVANTI              | 8 729  | 15 159          | PANAMA               | 1971  | INDIA          | Alang                                | 19990220 |          |
|                              | SUN RAY             | 9 173  | 15 177          | MALDIVE ISLANDS      | 1971  | INDIA          | Alang                                | 19991001 | \$128.00 |
|                              | HUMBER              | 16 474 | 25 920          | BAHAMAS              | 1972  | INDIA          | Alang                                | 19991103 | \$107.00 |
| PAROMAY                      | 4 795               | 6 040  | RUSSIA          | 1971                 | INDIA | Alang          | 19990404                             |          |          |
| PIONEER 1                    | 12 332              | 20 475 | SAINT VINCENT   | 1971                 | INDIA | Alang          | 19991112                             |          |          |
| ALDABRA                      | 2 763               | 3 134  | TANZANIA        | 1964                 | INDIA | Alang          | 19990811                             |          |          |
| MAS                          | 3 108               | 4 267  | BELIZE          | 1973                 | INDIA | Alang          | 19991122                             |          |          |
| DON CARLOS                   | 9 493               | 13 650 | MALTA           | 1967                 | INDIA | Alang          | 19990102                             |          |          |
| AL AMIN                      | 2 554               | 3 417  | MALDIVE ISLANDS | 1967                 | INDIA | Alang          | 19991229                             |          |          |
| IVAN VAZOV                   | 8 525               | 13 259 | BULGARIA        | 1968                 | INDIA | Alang          | 19991001                             |          |          |

| SHIP TYPE                    | SHIP NAME         | GT     | Dwt    | FLAG          | DOB   | COB      | BREAKER / PLACE                           | DATE     | PRICE    |
|------------------------------|-------------------|--------|--------|---------------|-------|----------|---|----------|----------|
| GENERAL CARGO<br>(Continued) | MONAJAT           | 3 703  | 4 638  | SAINT VINCENT | 1968  | INDIA    | Alang                                     | 19991112 |          |
|                              | ZEYAD             | 4 224  | 5 918  | SYRIA         | 1962  | INDIA    | Alang                                     | 19991015 |          |
|                              | PROFESOR SZAFAER  | 18 022 | 13 873 | CYPRUS        | 1978  | INDIA    | Alang                                     | 19991116 | \$127.00 |
|                              | GOKCELI           | 14 266 | 26 732 | TURKEY        | 1977  | INDIA    | Alang                                     | 19990320 |          |
|                              | ROSALEEN          | 9 077  | 15 052 | BAHAMAS       | 1976  | INDIA    | Alang                                     | 19991111 | \$152.00 |
|                              | PROFESOR RYLKE    | 18 022 | 15 613 | CYPRUS        | 1978  | INDIA    | Alang                                     | 19991002 | \$115.00 |
|                              | DIMITRAKIS        | 12 155 | 18 400 | BAHAMAS       | 1978  | INDIA    | Alang                                     | 19991013 | \$138.00 |
|                              | TRISTAR III       | 6 821  | 11 601 | BELIZE        | 1975  | INDIA    | Alang                                     | 19990718 |          |
|                              | IFS CHENNAI       | 8 306  | 12 590 | MALTA         | 1975  | INDIA    | Alang                                     | 19991014 | \$133.00 |
|                              | FALCON CARRIER    | 13 915 | 21 367 | LIBERIA       | 1975  | INDIA    | Alang                                     | 19991215 | \$160.00 |
|                              | OMIS              | 12 248 | 13 450 | CROATIA       | 1977  | INDIA    | Alang                                     | 19990417 | \$126.50 |
|                              | MARJAN            | 12 248 | 13 450 | CROATIA       | 1978  | INDIA    | Alang                                     | 19991209 | \$160.00 |
|                              | HAI MENG          | 9 126  | 15 210 | THAILAND      | 1977  | INDIA    | Alang                                     | 19990902 | \$129.00 |
|                              | MOTOVUN           | 10 905 | 13 914 | CROATIA       | 1977  | INDIA    | Alang                                     | 19990430 |          |
|                              | HAMILTON          | 13 521 | 17 240 | BAHAMAS       | 1979  | INDIA    | Alang                                     | 19991226 | \$160.00 |
|                              | RICE EXPRESS      | 10 905 | 13 914 | SAINT VINCENT | 1977  | INDIA    | Alang                                     | 19991107 |          |
|                              | JELSA             | 12 248 | 13 450 | CROATIA       | 1977  | INDIA    | Alang                                     | 19990809 | \$125.00 |
|                              | ALBERT BRIDGE II  | 11 854 | 13 499 | SAINT VINCENT | 1980  | INDIA    | Alang                                     | 19990401 | \$120.00 |
|                              | OCHIMOS           | 12 440 | 17 000 | SAINT VINCENT | 1976  | INDIA    | Alang                                     | 19991013 |          |
|                              | FERARA            | 9 093  | 15 153 | CYPRUS        | 1974  | INDIA    | Alang                                     | 19991001 | \$129.00 |
|                              | FEMY              | 9 324  | 15 080 | CYPRUS        | 1975  | INDIA    | Alang                                     | 19991110 | \$133.00 |
|                              | EMIRA             | 9 324  | 15 079 | CYPRUS        | 1975  | INDIA    | Alang                                     | 19990218 | \$124.00 |
|                              | ORIENT GANGES     | 9 593  | 11 618 | CYPRUS        | 1974  | INDIA    | Alang                                     | 19990930 |          |
|                              | SAO LUIS          | 16 119 | 17 270 | MALTA         | 1975  | INDIA    | Alang                                     | 19990929 | \$133.00 |
|                              | GLOBAL SAO PAULO  | 16 119 | 17 270 | MALTA         | 1975  | INDIA    | Alang                                     | 19991129 | \$150.00 |
|                              | THERESA I         | 14 199 | 20 223 | SAINT VINCENT | 1972  | INDIA    | Alang                                     | 19991223 |          |
|                              | SIN HO            | 14 010 | 12 147 | SINGAPORE     | 1972  | INDIA    | Alang                                     | 19990912 | \$120.00 |
|                              | ALAM              | 5 877  | 7 329  | SAINT VINCENT | 1972  | INDIA    | Alang                                     | 19991014 | \$72.50  |
|                              | ANTWERP EXPRESS   | 10 871 | 17 978 | SAINT VINCENT | 1972  | INDIA    | Alang                                     | 19990403 | \$122.00 |
|                              | AMER JYOTI        | 9 992  | 16 270 | CYPRUS        | 1973  | INDIA    | Alang                                     | 19990117 | \$110.00 |
|                              | ANDREY LAVROV     | 9 934  | 13 738 | RUSSIA        | 1973  | INDIA    | Alang                                     | 19991010 | \$130.00 |
|                              | SANDRA            | 10 042 | 13 740 | CAMBODIA      | 1975  | INDIA    | Alang                                     | 19991111 |          |
|                              | KOTA MACHAN       | 6 285  | 8 453  | INDONESIA     | 1973  | INDIA    | Alang                                     | 19991207 | \$146.00 |
|                              | SAHAJ             | 6 330  | 10 202 | BELIZE        | 1972  | INDIA    | Valinokkam                                | 19990203 |          |
|                              | IBN TUFAIL        | 15 455 | 23 841 | KUWAIT        | 1975  | INDIA    | ALANG AUTO & GENERAL ENGINEERING CO. LTD. | 19990617 | \$112.00 |
|                              | CLIPPER SALVADOR  | 16 119 | 17 249 | MALTA         | 1974  | INDIA    | ALANG AUTO & GENERAL ENGINEERING CO. LTD. | 19990616 | \$120.00 |
|                              | MIRASLAU          | 11 964 | 15 555 | ROMANIA       | 1983  | INDIA    | ALANG AUTO & GENERAL ENGINEERING CO. LTD. | 19990104 |          |
|                              | SPICA             | 10 190 | 13 945 | BAHAMAS       | 1975  | INDIA    | ANNAPURNA SHIPBREAKING CO.                | 19990729 |          |
|                              | LION              | 13 404 | 16 667 | PANAMA        | 1980  | INDIA    | ANNAPURNA SHIPBREAKING CO.                | 19990304 |          |
|                              | WINDSTAR          | 11 837 | 16 618 | SAINT VINCENT | 1974  | INDIA    | ANNAPURNA SHIPBREAKING CO.                | 19990123 |          |
|                              | ASHAKRUPA         | 6 210  | 8 290  | SAINT VINCENT | 1970  | INDIA    | ANNAPURNA SHIPBREAKING CO.                | 19990701 |          |
|                              | ALBATROSS III     | 8 924  | 14 935 | SAINT VINCENT | 1970  | INDIA    | Calcutta                                  | 19990617 |          |
|                              | TOYVO ANTIKAYNEN  | 9 883  | 12 640 | UKRAINE       | 1970  | INDIA    | Calcutta                                  | 19990104 |          |
|                              | PHOENICIAN TRADER | 9 323  | 12 898 | HONDURAS      | 1969  | INDIA    | Calcutta                                  | 19990510 | \$124.00 |
|                              | EGVEKINOT         | 3 086  | 3 797  | RUSSIA        | 1965  | INDIA    | Calcutta                                  | 19991103 |          |
|                              | SIR               | 12 030 | 14 930 | SAINT VINCENT | 1978  | INDIA    | Calcutta                                  | 19990424 |          |
|                              | NIKA              | 8 813  | 14 971 | MALTA         | 1974  | INDIA    | Calcutta                                  | 19990531 |          |
| JHELUM                       | 9 178             | 15 175 | MALTA  | 1972          | INDIA | Calcutta | 19990226                                  |          |          |
| ASIAN PROGRESS               | 10 262            | 15 909 | MALTA  | 1972          | INDIA | Calcutta | 19990107                                  |          |          |

| SHIP TYPE                    | SHIP NAME        | GT     | Dwt           | FLAG            | DOB       | COB                                 | BREAKER/ PLACE                     | DATE     | PRICE    |
|------------------------------|------------------|--------|---------------|-----------------|-----------|-------------------------------------|------------------------------------|----------|----------|
| GENERAL CARGO<br>(Continued) | MARIGO           | 9 142  | 15 188        | GREECE          | 1972      | INDIA                               | Calcutta                           | 19990403 | \$120.00 |
|                              | PIONER           | 3 736  | 4 648         | SAINT VINCENT   | 1969      | INDIA                               | DHANNAMAL, JAWANDAMAL,             | 19990228 |          |
|                              | KOTA PUSAKA      | 14 223 | 19 820        | SINGAPORE       | 1973      | INDIA                               | G.K. STEEL                         | 19990418 | \$124.00 |
|                              | GALAXY III       | 8 674  | 15 175        | PANAMA          | 1970      | INDIA                               | G.N. SHIPBREAKERS                  | 19990219 |          |
|                              | EUROSHIPPING 6   | 9 724  | 13 150        | RUSSIA          | 1971      | INDIA                               | G.N. SHIPBREAKERS                  | 19990117 |          |
|                              | LAURISSA         | 10 271 | 13 208        | SINGAPORE       | 1977      | INDIA                               | HARDIK TRADING CO.                 | 19990123 |          |
|                              | MED AMALFI       | 16 225 | 26 560        | SAINT VINCENT   | 1971      | INDIA                               | HARI KRISHNA STEEL CORP.           | 19990520 | \$108.00 |
|                              | ORIENT CHALLENGE | 9 691  | 11 618        | CYPRUS          | 1973      | INDIA                               | HARYANA SHIP BREAKERS              | 19990815 |          |
|                              | KAPETAN          | 12 038 | 18 448        | HONDURAS        | 1976      | INDIA                               | HINDUSTAN STEEL INDUSTRIES         | 19990531 |          |
|                              | LUCKY WAY        | 8 789  | 15 251        | MALTA           | 1974      | INDIA                               | ISPAT TRADERS                      | 19990715 |          |
|                              | AHMED ARAB       | 11 004 | 14 800        | SAUDI ARABIA    | 1971      | INDIA                               | JAI BHARAT STEEL CO.               | 19990218 |          |
|                              | SANGEOGE         | 5 408  | 6 600         | MALTA           | 1979      | INDIA                               | JAIGOPAL, GANPATRAI                | 19990731 | \$118.00 |
|                              | PANDA FAGET      | 8 667  | 15 124        | CYPRUS          | 1973      | INDIA                               | KATHIARWAR STEELS                  | 19990203 |          |
|                              | SOMPA            | 6 876  | 7 400         | ESTONIA         | 1974      | INDIA                               | KUNAL STEEL CO.                    | 19990624 | \$116.00 |
|                              | CLIPPER SANTOS   | 16 119 | 21 275        | MALTA           | 1975      | INDIA                               | KUTIR ISPAT UDYOG                  | 19990319 | \$120.00 |
|                              | ZYGMUNT AUGUST   | 8 295  | 11 625        | SAINT VINCENT   | 1971      | INDIA                               | LAXMI STEEL RE-ROLLING MILLS       | 19990217 | \$116.00 |
|                              | RAKKE            | 6 876  | 7 400         | ESTONIA         | 1975      | INDIA                               | M.P. STEEL CORP.                   | 19990907 |          |
|                              | JAIPUR           | 6 371  | 10 239        | SINGAPORE       | 1975      | INDIA                               | Mumbai                             | 19990730 |          |
|                              | GREAT CONCERT    | 11 036 | 16 488        | LIBERIA         | 1977      | INDIA                               | Mumbai                             | 19991006 | \$111.00 |
|                              | PASCALE DELMAS   | 11 867 | 16 031        | BAHAMAS         | 1979      | INDIA                               | Mumbai                             | 19990119 |          |
|                              | PONOR            | 5 983  | 8 659         | ROMANIA         | 1972      | INDIA                               | Mumbai                             | 19990220 |          |
|                              | PLANE            | 3 765  | 6 035         | BOLIVIA         | 1972      | INDIA                               | Mumbai                             | 19990309 |          |
|                              | GENESIS PIONEER  | 8 939  | 15 017        | NIGERIA         | 1972      | INDIA                               | Mumbai                             | 19990206 |          |
|                              | AL NASR          | 3 082  | 4 400         | MALDIVE ISLANDS | 1971      | INDIA                               | Mumbai                             | 19990417 |          |
|                              | PIONEER ELEGANT  | 3 503  | 4 450         | MALDIVE ISLANDS | 1969      | INDIA                               | Mumbai                             | 19991110 |          |
|                              | ASHA GLOBAL      | 6 212  | 8 290         | SAINT VINCENT   | 1969      | INDIA                               | Mumbai                             | 19990131 |          |
|                              | AL HAFIZU        | 8 858  | 15 241        | PANAMA          | 1970      | INDIA                               | Mumbai                             | 19990108 |          |
|                              | ZARINA I         | 9 883  | 12 640        | PANAMA          | 1969      | INDIA                               | Mumbai                             | 19990627 | \$126.00 |
|                              | ELAHI            | 1 688  | 2 905         | SAINT VINCENT   | 1968      | INDIA                               | Mumbai                             | 19990220 |          |
|                              | SALIMA           | 2 856  | 3 517         | UNKNOWN         | 1965      | INDIA                               | Mumbai                             | 19991224 | \$123.00 |
|                              | MOK RAN          | 9 657  | 15 322        | KOREA (NORTH)   | 1972      | INDIA                               | MADHAV INDUSTRIES                  | 19990630 |          |
|                              | RONNEBURG        | 8 689  | 10 080        | MAURITIUS       | 1968      | INDIA                               | MAK-WELL                           | 19990205 | \$121.00 |
|                              | WINCO MARINER    | 9 707  | 13 764        | SAINT VINCENT   | 1974      | INDIA                               | MALVI SHIPBREAKING CO.             | 19990519 | \$124.00 |
|                              | PRIMA CYNTHIA    | 9 767  | 16 217        | PANAMA          | 1977      | INDIA                               | MERCURY MARINE                     | 19990814 | \$106.00 |
|                              | RINOS            | 10 672 | 15 094        | CYPRUS          | 1976      | INDIA                               | PARAS COAL CORP.                   | 19990203 |          |
|                              | ATLANTIC I       | 4 731  | 7 890         | SAINT VINCENT   | 1975      | INDIA                               | PRIYANK STEEL (UNIT II)            | 19990617 |          |
|                              | EVANDROS K       | 14 555 | 24 561        | PANAMA          | 1971      | INDIA                               | PRIYANK STEEL (UNIT II)            | 19990319 | \$110.00 |
|                              | MARIE A          | 11 065 | 16 635        | CYPRUS          | 1973      | INDIA                               | RAHUL SHIP BREAKING CO.            | 19990514 | \$120.00 |
|                              | NINI             | 11 491 | 16 291        | BAHAMAS         | 1976      | INDIA                               | RAJENDRA SHIP BREAKING (PVT.) LTD. | 19990202 | \$124.00 |
|                              | SEA HORSE        | 4 357  | 6 117         | MALDIVE ISLANDS | 1966      | INDIA                               | RISHI SHIP BREAKING CO.            | 19991229 |          |
| IGENMOON                     | 8 729            | 14 955 | PANAMA        | 1970            | INDIA     | SANJAY STEEL CORP.                  | 19990826                           |          |          |
| MSC ILARIA M                 | 9 392            | 15 250 | PANAMA        | 1969            | INDIA     | SANJAY TRADE CORP.                  | 19990107                           |          |          |
| SEA ENERGY                   | 9 589            | 15 793 | PANAMA        | 1976            | INDIA     | SETH SHIPBREAKING CORP.             | 19990630                           |          |          |
| BASMA                        | 7 101            | 10 423 | SAINT VINCENT | 1975            | INDIA     | SHRI RAM STEEL & ROLLING INDUSTRIES | 19990218                           |          |          |
| OLIVEBANK                    | 17 006           | 24 270 | ISLE OF MAN   | 1977            | INDIA     | SHRI RAM STEEL & ROLLING INDUSTRIES | 19990320                           | \$121.00 |          |
| VEER SAVARKAR                | 13 203           | 20 854 | INDIA         | 1981            | INDIA     | TAHERBHAI, MANSOOR                  | 19990614                           |          |          |
| JOIN CHEUNG                  | 8 942            | 15 139 | PANAMA        | 1973            | INDIA     | TRIVENI SHIPPING CORP.              | 19990106                           | \$110.00 |          |
| ARENA                        | 13 899           | 21 528 | SAINT VINCENT | 1975            | INDIA     | Y.S. INVESTMENTS                    | 19990421                           |          |          |
| OTOMONA                      | 1 317            | 2 542  | INDONESIA     | 1973            | INDONESIA | Amamapare                           | 19990801                           |          |          |

| SHIP TYPE                    | SHIP NAME             | GT     | Dwt     | FLAG          | DOB    | COB          | BREAKER / PLACE   | DATE     | PRICE    |
|------------------------------|-----------------------|--------|---------|---------------|--------|--------------|---|----------|----------|
| GENERAL CARGO<br>(Continued) | MIYAHU MARU No. 3     | 146    | 303     | JAPAN         | 1970   | JAPAN        | Tobishima-Mura, Aichi Pref.                             | 19990218 |          |
|                              | TAIGEN MARU No. 5     | 107    | 335     | JAPAN         | 1970   | JAPAN        | Tobishima-Mura, Aichi Pref.                             | 19990225 |          |
|                              | SHINKAI MARU          | 487    | 1 560   | JAPAN         | 1983   | JAPAN        | Etajima, Hiroshima Pref.                                | 19990121 |          |
|                              | HOSEI MARU No. 27     | 452    | 1 370   | JAPAN         | 1983   | JAPAN        | Etajima, Hiroshima Pref.                                | 19990105 |          |
|                              | NICHIO MARU No. 8     | 626    | 1 400   | JAPAN         | 1979   | JAPAN        | Etajima, Hiroshima Pref.                                | 19990210 |          |
|                              | RYUZAN MARU No. 18    | 143    | 166     | JAPAN         | 1986   | JAPAN        | Hachinohe, Aomori Pref.                                 | 19990107 |          |
|                              | MYOFUKU MARU          | 498    | 498     | JAPAN         | 1994   | JAPAN        | Kagoshima, Kagoshima Pref.                              | 19990528 |          |
|                              | NICHIEIZAN MARU No. 7 | 162    | 331     | JAPAN         | 1976   | JAPAN        | Kitakyushu, Fukuoka Pref.                               | 19990126 |          |
|                              | YAMANE MARU No. 5     | 546    | 546     | JAPAN         | 1998   | JAPAN        | Kushiro, Hokkaido Pref.                                 | 19990208 |          |
|                              | SHINYU MARU           | 299    | 493     | JAPAN         | 1983   | JAPAN        | Okayama, Okayama Pref.                                  | 19990514 |          |
|                              | WAKAMIYA MARU         | 199    | 490     | JAPAN         | 1980   | JAPAN        | Okayama, Okayama Pref.                                  | 19990120 |          |
|                              | EIKICHI MARU No. 78   | 158    | 382     | JAPAN         | 1980   | JAPAN        | Okayama, Okayama Pref.                                  | 19990215 |          |
|                              | TOI MARU No. 11       | 157    | 360     | JAPAN         | 1966   | JAPAN        | Sodegaura, Chiba Pref.                                  | 19990418 |          |
|                              | TENSHA MARU No. 7     | 693    | 2 068   | JAPAN         | 1981   | JAPAN        | Tadotsu, Kagawa Pref.                                   | 19990222 |          |
|                              | SHINPO MARU No. 11    | 197    | 700     | JAPAN         | 1981   | JAPAN        | Tadotsu, Kagawa Pref.                                   | 19990318 |          |
|                              | KOGA MARU No. 3       | 198    | 526     | JAPAN         | 1980   | JAPAN        | Tadotsu, Kagawa Pref.                                   | 19990208 |          |
|                              | SEIHO MARU            | 195    | 470     | JAPAN         | 1981   | JAPAN        | Tadotsu, Kagawa Pref.                                   | 19990308 |          |
|                              | KAISHU MARU           | 197    | 400     | JAPAN         | 1978   | JAPAN        | Tadotsu, Kagawa Pref.                                   | 19990127 |          |
|                              | MARUSUMI MARU No. 8   | 198    | 550     | JAPAN         | 1979   | JAPAN        | Takamatsu, Kagawa Pref.                                 | 19990609 |          |
|                              | KONGO MARU No. 8      | 172    | 400     | JAPAN         | 1981   | JAPAN        | Takamatsu, Kagawa Pref.                                 | 19990201 |          |
|                              | KOYO MARU No. 11      | 140    | 250     | JAPAN         | 1969   | JAPAN        | Takamatsu, Kagawa Pref.                                 | 19990421 |          |
|                              | TOKAI MARU No. 2      | 987    | 1 160   | JAPAN         | 1971   | JAPAN        | Tateyama, Chiba Pref.                                   | 19990419 |          |
|                              | MARUICHI MARU No. 7   | 184    | 290     | JAPAN         | 1972   | JAPAN        | Tokyo   | 19990510 |          |
|                              | PEREGRINUS            | 1 979  | 2 121   | SAINT VINCENT | 1965   | LATVIA       | Liepaja   | 19991200 |          |
|                              | MAJORI                | 198    | 250     | NORWAY        | 1935   | NORWAY       | TOMMA ALUMINIUM   | 19990000 |          |
|                              | SEA EAGLE             | 9 092  | 15 178  | UNKNOWN       | 1973   | PAKISTAN     | Gadani Beach  | 19991000 | \$107.00 |
|                              | CAPE MALEAS           | 9 640  | 16 023  | CYPRUS        | 1977   | PAKISTAN     | Gadani Beach  | 19990600 | \$114.00 |
|                              | NEW HORIZON           | 11 495 | 11 647  | SAINT VINCENT | 1979   | PAKISTAN     | DEWAN SONS  | 19990310 |          |
|                              | OCEAN LAKE            | 12 531 | 20 950  | CYPRUS        | 1976   | PAKISTAN     | IQRA SHIPBREAKING CO.                                   | 19990419 |          |
|                              | MASHRAQ 3             | 5 983  | 8 850   | UNKNOWN       | 1979   | PAKISTAN     | METCO SHIPBREAKERS                                      | 19990900 |          |
|                              | MASHRAQ 2             | 5 983  | 8 750   | UNKNOWN       | 1978   | PAKISTAN     | METCO SHIPBREAKERS                                      | 19990900 |          |
|                              | LABOR                 | 2 790  | 5 200   | CROATIA       | 1976   | SPAIN        | Maliano   | 19990921 |          |
|                              | IBERICA               | 3 576  | 5 625   | PANAMA        | 1973   | SPAIN        | DINA - DESGUACES INDUSTRIALES                           | 19990604 |          |
|                              | BRAZZAVILLE           | 299    | 780     | UNKNOWN       | 1971   | SPAIN        | Puerto de Santa Maria                                   | 19991013 |          |
|                              | CITTA DI LIVORNO      | 3 441  | 4 639   | PANAMA        | 1968   | SPAIN        | Santander   | 19991227 |          |
|                              | MANUELA RIAL          | 728    | 1 050   | SPAIN         | 1967   | SPAIN        | VARELA URBIETA  | 19990115 |          |
|                              | BYZANTINE MONARCH     | 9 374  | 14 296  | GREECE        | 1959   | TURKEY       | Aliaga  | 19991221 |          |
|                              | SUCEVITA              | 3 531  | 4 737   | ROMANIA       | 1978   | TURKEY       | Aliaga  | 19991213 |          |
|                              | MARIA                 | 11 349 | 15 000  | ROMANIA       | 1980   | TURKEY       | Aliaga  | 19991126 |          |
|                              | OLGA                  | 4 791  | 5 910   | SAINT VINCENT | 1967   | TURKEY       | BEREKET ITH. IHR. LTD.                                  | 19990125 |          |
|                              | MUGLA                 | 4 458  | 6 343   | TURKEY        | 1958   | TURKEY       | CEMSAN CEM METAL  | 19990308 |          |
|                              | BALTIC SEA            | 8 062  | 10 070  | PANAMA        | 1974   | TURKEY       | DEMTAS GEMI SOKUM A.S.                                  | 19990525 |          |
|                              | KIMEN                 | 624    | 765     | CROATIA       | 1952   | TURKEY       | DORTEL GEMI SOKUM DEMIR VE CELIK SANAYI VE TICARET LTD. | 19991103 |          |
|                              | USTRINE               | 1 542  | 2 627   | UNKNOWN       | 1960   | TURKEY       | DORTEL GEMI SOKUM DEMIR VE CELIK SANAYI VE TICARET LTD. | 19991103 |          |
|                              | SOCRATES I            | 9 142  | 15 188  | PANAMA        | 1973   | TURKEY       | SOK GEMI SOKUM LTD.                                     | 19990407 |          |
| ISTIA                        | 5 987                 | 8 850  | BELIZE  | 1979          | TURKEY | YAZICI, RESA | 19990610  |          |          |
| CARPOLA                      | 12 037                | 16 486 | ROMANIA | 1982          | TURKEY | YAZICI, RESA | 19990616  |          |          |



| SHIP TYPE                           | SHIP NAME          | GT     | Dwt    | FLAG                 | DOB  | COB        | BREAKER/ PLACE                                  | DATE     | PRICE    |
|-------------------------------------|--------------------|--------|--------|----------------------|------|------------|---|----------|----------|
|                                     | VASILIS IV         | 797    | 2 750  | GREECE               | 1951 | UNKNOWN    |   | 19990000 |          |
|                                     | MISS BJ            | 330    | 452    | BAHAMAS              | 1965 | UNKNOWN    |   | 19990622 |          |
|                                     | VICTORY-2          | 1 948  | 2 162  | UNKNOWN              | 1965 | VIETNAM    |   | 19990531 |          |
|                                     | SOFIA              | 3 086  | 3 770  | RUSSIA               | 1965 | VIETNAM    | Haiphong  | 19990100 |          |
|                                     | HAI HA-10          | 166    | 200    | VIETNAM              | 1988 | VIETNAM    | Haiphong  | 19990804 |          |
| <b>PASSENGER/<br/>GENERAL CARGO</b> | TATARIA            | 3 338  | 683    | MALTA                | 1964 | TURKEY     | OGE GEMI IHTALAT IHRACAT TICARET VE SANAYI A.S. | 19990602 |          |
| <b>CONTAINER</b>                    | MEGHNA             | 8 360  | 12 396 | SINGAPORE            | 1973 | BANGLADESH | Chittagong                                      | 19990620 |          |
|                                     | COLUMBUS AUSTRALIA | 21 278 | 22 446 | LIBERIA              | 1971 | CHINA      | Jiangyin, Jiangsu Prov.                         | 19990618 |          |
|                                     | COLUMBUS AMERICA   | 21 278 | 22 440 | LIBERIA              | 1971 | CHINA      | Jiangyin, Jiangsu Prov.                         | 19990623 |          |
|                                     | BOTANY BAY         | 27 835 | 28 794 | UNITED KINGDOM       | 1969 | CHINA      | Panyu, Guangdong Prov.                          | 19990115 | \$107.00 |
|                                     | ENCOUNTER BAY      | 27 835 | 28 794 | UNITED KINGDOM       | 1969 | CHINA      | Panyu, Guangdong Prov.                          | 19990210 | \$107.00 |
|                                     | WING SING          | 3 452  | 2 904  | PANAMA               | 1972 | CHINA      | Shanghai  | 19990315 |          |
|                                     | ORIENT STRIDE      | 11 490 | 12 528 | PANAMA               | 1972 | INDIA      | Alang   | 19990613 |          |
|                                     | MSC ALEXANDRA      | 24 602 | 26 979 | PANAMA               | 1972 | INDIA      | Alang   | 19990614 | \$131.00 |
|                                     | AL SHAMIAH         | 14 539 | 15 763 | UNITED ARAB EMIRATES | 1968 | INDIA      | Alang   | 19990121 | \$132.00 |
|                                     | TABORA             | 14 466 | 21 357 | PHILIPPINES          | 1973 | INDIA      | Alang   | 19990106 |          |
|                                     | DRAGON SUMBAWA     | 21 213 | 25 369 | PANAMA               | 1973 | INDIA      | Alang   | 19991208 | \$128.00 |
|                                     | DRAGON KOMODO      | 21 213 | 25 369 | PANAMA               | 1973 | INDIA      | Alang   | 19991222 | \$128.00 |
|                                     | MED NAPLES         | 28 592 | 31 830 | BAHAMAS              | 1972 | INDIA      | Alang   | 19990202 | \$115.00 |
|                                     | MSC MIRELLA        | 24 890 | 27 978 | PANAMA               | 1972 | INDIA      | Alang   | 19990417 |          |
|                                     | MSC CHIARA         | 26 699 | 23 838 | PANAMA               | 1975 | INDIA      | Alang   | 19990516 | \$117.00 |
|                                     | GLORY EXPRESS      | 15 720 | 14 142 | SINGAPORE            | 1979 | INDIA      | Alang   | 19990716 | \$120.00 |
|                                     | GODWIT             | 32 416 | 29 194 | JAPAN                | 1976 | INDIA      | Alang   | 19990121 | \$115.00 |
|                                     | ORIENT EXPRESS     | 4 527  | 6 667  | PANAMA               | 1975 | INDIA      | Alang   | 19991001 |          |
|                                     | KENYA STAR         | 17 264 | 16 324 | MALTA                | 1979 | INDIA      | Alang   | 19990217 | \$128.00 |
|                                     | DIRECT FALCON      | 20 537 | 24 946 | BAHAMAS              | 1978 | INDIA      | Alang   | 19990516 | \$128.00 |
|                                     | THALIA I           | 17 640 | 15 550 | PANAMA               | 1977 | INDIA      | Jamnagar  | 19990218 | \$125.00 |
|                                     | MSC DANIELA        | 26 962 | 23 942 | PANAMA               | 1977 | INDIA      | ARYA STEEL                                      | 19990102 | \$112.00 |
|                                     | MARION 2           | 56 822 | 47 442 | SAINT VINCENT        | 1972 | INDIA      | ARYA STEEL                                      | 19990302 | \$106.00 |
|                                     | TEKAPO             | 20 325 | 20 215 | GREECE               | 1971 | INDIA      | BHAGWATI SHIPBREAKING INDUSTRIES                | 19990812 | \$107.00 |
|                                     | DIRECT KIWI        | 20 537 | 24 946 | BAHAMAS              | 1978 | INDIA      | CAPITAL STEEL CORP.                             | 19990516 | \$130.00 |
|                                     | DIRECT KEA         | 27 823 | 29 262 | BAHAMAS              | 1969 | INDIA      | DHANNAMAL, JAWANDAMAL,                          | 19990813 | \$116.00 |
|                                     | DIRECT KOOKABURRA  | 27 823 | 29 262 | BAHAMAS              | 1969 | INDIA      | HINDUSTAN STEEL INDUSTRIES                      | 19990812 | \$115.50 |
|                                     | PEACE RIVER        | 15 598 | 21 207 | PANAMA               | 1978 | INDIA      | HINDUSTAN STEEL INDUSTRIES                      | 19990515 |          |
|                                     | MSC JADE           | 26 443 | 23 868 | CYPRUS               | 1977 | INDIA      | J.K. INDUSTRIES                                 | 19990319 |          |
|                                     | LUCKY RIVER        | 15 503 | 21 178 | PANAMA               | 1978 | INDIA      | JAIGOPAL, GANPATRAI                             | 19990420 |          |
|                                     | BUNGA SEROJA       | 10 503 | 12 300 | MALAYSIA             | 1972 | INDIA      | KOTHI SHIP BREAKING INDUSTRIES                  | 19990119 | \$110.00 |
|                                     | NEWARK             | 40 549 | 32 197 | BELIZE               | 1975 | INDIA      | LAXMI STEEL CORP. (SHIPBREAKING DIVISION)       | 19990218 | \$100.00 |
|                                     | JIN FA             | 4 036  | 4 239  | PANAMA               | 1979 | INDIA      | Mumbai  | 19991105 |          |
|                                     | SINAR BONTANG      | 4 334  | 6 691  | PANAMA               | 1976 | INDIA      | Mumbai  | 19991025 |          |
|                                     | SARINA             | 15 656 | 22 311 | SINGAPORE            | 1973 | INDIA      | MADHAV INDUSTRIES                               | 19990319 | \$120.00 |
|                                     | ORIENT STRENGTH    | 11 490 | 12 580 | PANAMA               | 1972 | INDIA      | MARUTI CORP.                                    | 19990319 | \$114.00 |
|                                     | INGESTAR           | 12 221 | 17 621 | PANAMA               | 1976 | INDIA      | MELARAM, BAIJNATH                               | 19990810 | \$87.00  |
|                                     | MSC GIOVANNA       | 15 769 | 16 070 | PANAMA               | 1971 | INDIA      | R.K. INDUSTRIES (UNIT 2)                        | 19990302 |          |
|                                     | ACX RUBY           | 4 883  | 6 217  | PANAMA               | 1975 | INDIA      | RUSHIL INDUSTRIES                               | 19990217 |          |

| SHIP TYPE                       | SHIP NAME             | GT     | Dwt    | FLAG          | DOB           | COB      | BREAKER / PLACE                      | DATE     | PRICE    |
|---------------------------------|-----------------------|--------|--------|---------------|---------------|----------|--------------------------------------|----------|----------|
| <b>CONTAINER</b><br>(Continued) | DIRECT EAGLE          | 20 393 | 24 946 | BAHAMAS       | 1978          | INDIA    | SAIBABA SHIPBREAKING CO.             | 19990614 | \$120.00 |
|                                 | ORIENT SPIRIT         | 10 503 | 12 300 | PANAMA        | 1972          | INDIA    | TAGRIF SHIPBREAKING CO.              | 19990319 | \$114.00 |
|                                 | TALLAHASSEE           | 6 766  | 8 489  | BAHAMAS       | 1973          | INDIA    | TRILOKCHAND CHOWDHURY FAMILY TRUST   | 19990515 | \$105.00 |
|                                 | PARAGUAY EXPRESS      | 21 305 | 24 617 | PANAMA        | 1967          | INDIA    | VIRAT SHIPBREAKING CORP.             | 19990218 | \$123.00 |
|                                 | ROBIN                 | 17 264 | 16 432 | UNKNOWN       | 1980          | INDIA    | WESTERN SHIPBREAKING CORP.           | 19990518 |          |
|                                 | THOMPSON LYKES        | 21 245 | 18 832 | USA           | 1974          | MEXICO   | Tuxpan                               | 19991207 | \$50.00  |
|                                 | JEAN LYKES            | 21 475 | 18 832 | USA           | 1973          | MEXICO   | Tuxpan                               | 19991126 | \$50.00  |
|                                 | HOWELL LYKES          | 21 467 | 18 832 | USA           | 1973          | MEXICO   | Tuxpan                               | 19991215 | \$50.00  |
| <b>REFRIGERATED CARGO</b>       | AURORA                | 8 479  | 11 300 | SAINT VINCENT | 1975          | CHINA    | Guangzhou, Guangdong Prov.           | 19990712 | \$107.00 |
|                                 | FRIO GALICIA          | 6 696  | 6 905  | PANAMA        | 1977          | CHINA    | Xinhui, Guangdong Prov.              | 19990727 | \$105.00 |
|                                 | ULUA                  | 6 478  | 5 656  | SAINT VINCENT | 1979          | INDIA    | Alang                                | 19990519 |          |
|                                 | CHYORNOYE MORE        | 13 496 | 12 250 | UKRAINE       | 1977          | INDIA    | Alang                                | 19991117 |          |
|                                 | TROPICAL SINTRA       | 7 060  | 9 736  | MALTA         | 1974          | INDIA    | Alang                                | 19990603 | \$132.00 |
|                                 | VASILJS FESENKOV      | 6 391  | 5 880  | MALTA         | 1974          | INDIA    | Alang                                | 19990908 | \$128.00 |
|                                 | OLYMPIC FROST         | 5 324  | 4 252  | PANAMA        | 1972          | INDIA    | Alang                                | 19991113 | \$140.00 |
|                                 | LIMON TRADER          | 12 691 | 11 893 | MALTA         | 1968          | INDIA    | Alang                                | 19991214 | \$151.00 |
|                                 | LIZA                  | 5 205  | 4 562  | CAMBODIA      | 1968          | INDIA    | Alang                                | 19990504 |          |
|                                 | PERSEUS               | 9 986  | 10 974 | BAHAMAS       | 1972          | INDIA    | Alang                                | 19990613 | \$119.50 |
|                                 | MANGO REEFER          | 8 151  | 8 941  | BAHAMAS       | 1970          | INDIA    | Alang                                | 19990611 | \$126.00 |
|                                 | SHKVAL                | 5 296  | 4 680  | UKRAINE       | 1963          | INDIA    | ARTI SHIPBREAKERS                    | 19990218 |          |
|                                 | MYRTIA                | 6 513  | 6 118  | BAHAMAS       | 1973          | INDIA    | ATTAR CONSTRUCTION CO. LTD.          | 19990603 | \$110.00 |
|                                 | ARISTARHS BELOPOLSKIS | 6 391  | 5 880  | MALTA         | 1975          | INDIA    | Calcutta                             | 19991031 | \$139.00 |
|                                 | RIA I                 | 10 101 | 10 704 | PANAMA        | 1974          | INDIA    | CROWN STEEL CO.                      | 19990703 | \$115.00 |
|                                 | FRIO OCEANIC          | 5 533  | 6 023  | PANAMA        | 1973          | INDIA    | DHANNAMAL, JAWANDAMAL,               | 19990515 | \$100.00 |
|                                 | NISSOS KRITI          | 7 577  | 7 676  | VANUATU       | 1978          | INDIA    | GAURAV MERCANTILE LTD.               | 19990615 | \$118.00 |
|                                 | AMAZON REEFER         | 9 984  | 10 963 | PANAMA        | 1971          | INDIA    | GAURAV MERCANTILE LTD.               | 19990517 | \$134.50 |
|                                 | CAPRICORN             | 12 530 | 12 180 | BAHAMAS       | 1973          | INDIA    | GUPTA STEEL (SHIPBREAKERS)           | 19990730 | \$116.00 |
|                                 | NIKOLAJS KOPERNIKS    | 6 391  | 5 880  | MALTA         | 1974          | INDIA    | JAI BHARAT STEEL CO.                 | 19990813 | \$121.00 |
|                                 | PRELUDE               | 8 697  | 6 595  | BAHAMAS       | 1968          | INDIA    | KALTHIA SHIPBREAKING PVT. LTD., R.L. | 19990730 | \$115.00 |
|                                 | LIMA                  | 10 103 | 10 963 | PANAMA        | 1972          | INDIA    | M.P. STEEL CORP.                     | 19990619 | \$120.00 |
|                                 | PRIDE III             | 6 627  | 9 340  | SAINT VINCENT | 1973          | INDIA    | Mumbai                               | 19990117 |          |
|                                 | ICE CAPE              | 5 199  | 4 572  | BELIZE        | 1968          | INDIA    | Mumbai                               | 19990320 |          |
|                                 | PRIDE II              | 8 697  | 6 625  | SAINT VINCENT | 1969          | INDIA    | Mumbai                               | 19990122 |          |
|                                 | PRIDE I               | 8 697  | 6 595  | SAINT VINCENT | 1969          | INDIA    | Mumbai                               | 19990116 |          |
|                                 | INTERES               | 8 080  | 10 750 | CAMBODIA      | 1970          | INDIA    | Mumbai                               | 19990424 | \$72.00  |
|                                 | MIMOZA                | 8 865  | 6 127  | BAHAMAS       | 1972          | INDIA    | MAHAVIR INDUCTOMELT (PVT.) LTD.      | 19990630 | \$113.00 |
|                                 | MARGARITA             | 8 865  | 6 115  | BAHAMAS       | 1973          | INDIA    | MAHAVIR INDUCTOMELT (PVT.) LTD.      | 19990301 | \$115.00 |
|                                 | BERINGA SALA          | 9 755  | 10 200 | PANAMA        | 1970          | INDIA    | MELARAM, BAIJNATH                    | 19990617 | \$125.00 |
|                                 | DOLES SALA            | 9 737  | 10 200 | PANAMA        | 1969          | INDIA    | MELARAM, BAIJNATH                    | 19990320 | \$117.00 |
|                                 | SLANCHEV BRIAG        | 5 942  | 5 170  | BULGARIA      | 1967          | INDIA    | RAHUL SHIP BREAKING CO.              | 19990828 |          |
|                                 | PAVELS STERNBERGS     | 6 391  | 5 880  | MALTA         | 1974          | INDIA    | RISHI SHIP BREAKING CO.              | 19990704 | \$118.00 |
|                                 | OMEGA BAY             | 5 005  | 5 123  | PANAMA        | 1973          | INDIA    | S.M. INVESTMENTS                     | 19990519 | \$115.00 |
|                                 | YONG FENG             | 5 205  | 4 587  | CAMBODIA      | 1968          | INDIA    | SANJAY STEEL CORP.                   | 19990603 | \$110.00 |
|                                 | IVANS KULIBINS        | 6 391  | 5 880  | MALTA         | 1976          | INDIA    | SHRI DEVKRUPA SHIP BREAKERS          | 19990730 | \$119.00 |
| ULAN-UDE                        | 5 418                 | 5 170  | RUSSIA | 1969          | KOREA (SOUTH) | Pusan    | 19990822                             |          |          |
| LARISA REYSNER                  | 5 238                 | 4 394  | RUSSIA | 1970          | VIETNAM       | Haiphong | 19990610                             | \$110.00 |          |

| SHIP TYPE                 | SHIP NAME               | GT     | Dwt    | FLAG          | DOB  | COB        | BREAKER / PLACE                      | DATE     | PRICE    |
|---------------------------|-------------------------|--------|--------|---------------|------|------------|--------------------------------------|----------|----------|
| RO-RO CARGO               | ASIAN VICTORY           | 14 433 | 6 049  | LIBERIA       | 1978 | INDIA      | Alang                                | 19990520 |          |
|                           | SEKI MATSUYAMA          | 8 337  | 7 206  | PANAMA        | 1976 | INDIA      | Alang                                | 19990604 | \$127.00 |
|                           | MARINA II               | 5 022  | 4 802  | PANAMA        | 1973 | INDIA      | Calcutta                             | 19990830 |          |
|                           | PLISKA                  | 2 643  | 2 501  | BULGARIA      | 1970 | TURKEY     | Aliaga                               | 19991130 |          |
| PASSENGER/<br>RO-RO CARGO | DANMARK                 | 10 350 | 1 745  | DENMARK       | 1968 | DENMARK    | FORNAES APS                          | 19990800 |          |
|                           | HERMAE                  | 4 447  | 1 327  | SAINT VINCENT | 1962 | INDIA      | Alang                                | 19990714 |          |
|                           | SALAM                   | 11 110 | 1 600  | SAINT VINCENT | 1972 | INDIA      | Alang                                | 19990318 | \$127.50 |
|                           | ROTORUA                 | 22 357 | 20 271 | SAINT VINCENT | 1976 | INDIA      | VIJAY SHIPBREAKING CORP.             | 19990201 | \$105.00 |
| PASSENGER (CRUISE)        | LEONID SOBINOV          | 21 370 | 8 836  | MALTA         | 1954 | INDIA      | Alang                                | 19991001 |          |
|                           | PROFESSOR VIZE          | 5 714  | 2 059  | RUSSIA        | 1967 | INDIA      | Mumbai                               | 19990323 |          |
|                           | VETERAN MORYA           | 3 908  | 2 254  | UKRAINE       | 1957 | INDIA      | MARUTI CORP.                         | 19990123 |          |
|                           | PROFESSOR ZUBOV         | 5 714  | 2 059  | RUSSIA        | 1967 | TURKEY     | SOK GEMI SOKUM LTD.                  | 19990111 |          |
| PASSENGER SHIP            | PS-154                  | 208    | 45     | AZERBAIJAN    | 1964 | AZERBAIJAN | Baki                                 | 19990400 |          |
|                           | AKADEMIK SHIRSHOV       | 5 754  | 2 059  | RUSSIA        | 1967 | CHINA      | TIANJIN TIANMA SHIPBREAKING CO. LTD. | 19990806 |          |
|                           | ASAKAZE                 | 191    | 191    | JAPAN         | 1967 | JAPAN      | Abuta, Hokkaido Pref.                | 19990319 |          |
|                           | SHINZAN                 | 199    | 45     | JAPAN         | 1963 | JAPAN      | Abuta, Hokkaido Pref.                | 19990319 |          |
|                           | KATOREA                 | 354    | 81     | JAPAN         | 1974 | JAPAN      | Nagasaki, Nagasaki Pref.             | 19990208 |          |
|                           | SAKURA MARU No. 2       | 139    | 139    | JAPAN         | 1974 | JAPAN      | Takamatsu, Kagawa Pref.              | 19990526 |          |
|                           | MIKHAIL KARPACHYOV      | 245    | 51     | RUSSIA        | 1980 | RUSSIA     | Murmansk                             | 19990500 |          |
|                           | KOMETA-33               | 120    | 15     | RUSSIA        | 1976 | RUSSIA     | Sochi                                | 19990500 |          |
|                           | VLADIMIR PUKALO         | 245    | 51     | RUSSIA        | 1975 | RUSSIA     | Vladivostok                          | 19990100 |          |
|                           | KUZGUNCUK               | 780    | 780    | TURKEY        | 1961 | TURKEY     | Golcuk                               | 19991100 |          |
| OTHER DRY CARGO           | ACADIA FOREST           | 36 021 | 49 059 | LIBERIA       | 1969 | INDIA      | Alang                                | 19991012 |          |
|                           | EL CORDERO              | 13 058 | 7 323  | PANAMA        | 1967 | INDIA      | GURU AASHISH SHIPBREAKERS            | 19990318 | \$109.00 |
|                           | EL NOVILLO              | 2 844  | 2 018  | PANAMA        | 1966 | INDIA      | Mumbai                               | 19990130 |          |
|                           | QUAN                    | 37 464 | 40 796 | SAINT VINCENT | 1985 | INDIA      | RUSHIL INDUSTRIES                    | 19990730 |          |
|                           | SIBA BRESCIA            | 6 775  | 3 731  | ITALY         | 1967 | TURKEY     | Aliaga                               | 19990918 |          |
| FISH CATCHING             | TURGEN                  | 586    |        | RUSSIA        | 1969 | CHINA      | Zhangjiagang, Jiangsu Prov.          | 19990700 |          |
|                           | SEMILUKI                | 747    |        | RUSSIA        | 1975 | CHINA      | Dalian, Liaoning Prov.               | 19990700 |          |
|                           | KAMCHATSKAYA PRAVDA     | 2 841  |        | RUSSIA        | 1968 | CHINA      | Shanghai                             | 19990700 |          |
|                           | BEREZNIKI               | 3 094  |        | RUSSIA        | 1972 | CHINA      | Tianjin                              | 19990200 |          |
|                           | MANTA                   | 2 933  |        | POLAND        | 1976 | INDIA      | Alang                                | 19991013 |          |
|                           | ASTEROID                | 2 545  |        | RUSSIA        | 1969 | INDIA      | Alang                                | 19990206 |          |
|                           | ALSU                    | 2 549  |        | UKRAINE       | 1967 | INDIA      | ABICHAL SHIPBREAKERS                 | 19990727 |          |
|                           | EDAN                    | 2 542  |        | SAINT VINCENT | 1975 | INDIA      | ABICHAL SHIPBREAKERS                 | 19990401 |          |
|                           | ANIN                    | 2 811  |        | SAINT VINCENT | 1970 | INDIA      | BANSAL SHIPBREAKERS                  | 19990714 |          |
|                           | VOLGOBALT               | 4 287  |        | RUSSIA        | 1973 | INDIA      | Mumbai                               | 19990500 |          |
|                           | OTORI MARU No. 8        | 379    |        | JAPAN         | 1985 | JAPAN      | Etajima, Hiroshima Pref.             | 19990615 |          |
|                           | ROKUNOSHIMA MARU No. 18 | 379    |        | JAPAN         | 1985 | JAPAN      | Etajima, Hiroshima Pref.             | 19990408 |          |
|                           | KOHO MARU No. 78        | 379    |        | JAPAN         | 1986 | JAPAN      | Etajima, Hiroshima Pref.             | 19990513 |          |
|                           | RYUHO MARU No. 58       | 409    |        | JAPAN         | 1984 | JAPAN      | Etajima, Hiroshima Pref.             | 19990506 |          |
|                           | MIYAURA MARU No. 5      | 181    |        | JAPAN         | 1982 | JAPAN      | Etajima, Hiroshima Pref.             | 19990426 |          |

| SHIP TYPE                    | SHIP NAME              | GT    | Dwt    | FLAG   | DOB    | COB           | BREAKER / PLACE                | DATE     | PRICE |
|------------------------------|------------------------|-------|--------|--------|--------|---------------|--------------------------------|----------|-------|
| FISH CATCHING<br>(Continued) | TOMO MARU No. 18       | 184   |        | JAPAN  | 1982   | JAPAN         | Etajima, Hiroshima Pref.       | 19990625 |       |
|                              | KOFUKU MARU No. 38     | 379   |        | JAPAN  | 1979   | JAPAN         | Etajima, Hiroshima Pref.       | 19990513 |       |
|                              | SHINEI MARU No. 32     | 299   |        | JAPAN  | 1979   | JAPAN         | Etajima, Hiroshima Pref.       | 19990402 |       |
|                              | KOFUKU MARU No. 8      | 259   |        | JAPAN  | 1980   | JAPAN         | Etajima, Hiroshima Pref.       | 19990506 |       |
|                              | KIKU MARU              | 299   |        | JAPAN  | 1981   | JAPAN         | Etajima, Hiroshima Pref.       | 19990524 |       |
|                              | TAIYO MARU No. 7       | 299   |        | JAPAN  | 1977   | JAPAN         | Etajima, Hiroshima Pref.       | 19990402 |       |
|                              | HOYO MARU No. 37       | 379   |        | JAPAN  | 1988   | JAPAN         | Hachinohe, Aomori Pref.        | 19990617 |       |
|                              | KASUGA MARU No. 57     | 259   |        | JAPAN  | 1990   | JAPAN         | Hachinohe, Aomori Pref.        | 19990520 |       |
|                              | FUKUSEI MARU No. 38    | 299   |        | JAPAN  | 1981   | JAPAN         | Hachinohe, Aomori Pref.        | 19990617 |       |
|                              | KOSHIN MARU No. 88     | 227   |        | JAPAN  | 1986   | JAPAN         | Hachinohe, Aomori Pref.        | 19990507 |       |
|                              | HOKUYU MARU No. 8      | 124   |        | JAPAN  | 1981   | JAPAN         | Hakodate, Hokkaido Pref.       | 19990113 |       |
|                              | YAMASEN MARU No. 35    | 181   |        | JAPAN  | 1983   | JAPAN         | Kitakyushu, Fukuoka Pref.      | 19990216 |       |
|                              | CHOKYU MARU No. 37     | 388   |        | JAPAN  | 1985   | JAPAN         | Kitakyushu, Fukuoka Pref.      | 19990608 |       |
|                              | KOSHO MARU No. 2       | 319   |        | JAPAN  | 1985   | JAPAN         | Kitakyushu, Fukuoka Pref.      | 19990601 |       |
|                              | TAKAMIYA MARU No. 58   | 439   |        | JAPAN  | 1985   | JAPAN         | Kitakyushu, Fukuoka Pref.      | 19990416 |       |
|                              | YURYO MARU No. 68      | 379   |        | JAPAN  | 1985   | JAPAN         | Kitakyushu, Fukuoka Pref.      | 19990625 |       |
|                              | ANEI MARU No. 7        | 349   |        | JAPAN  | 1987   | JAPAN         | Kitakyushu, Fukuoka Pref.      | 19990518 |       |
|                              | TAKAMIYA MARU No. 62   | 409   |        | JAPAN  | 1986   | JAPAN         | Kitakyushu, Fukuoka Pref.      | 19990406 |       |
|                              | RYUJIN MARU No. 3      | 289   |        | JAPAN  | 1986   | JAPAN         | Kitakyushu, Fukuoka Pref.      | 19990601 |       |
|                              | KINEI MARU No. 83      | 379   |        | JAPAN  | 1987   | JAPAN         | Kitakyushu, Fukuoka Pref.      | 19990518 |       |
|                              | YURYO MARU No. 70      | 349   |        | JAPAN  | 1987   | JAPAN         | Kitakyushu, Fukuoka Pref.      | 19990625 |       |
|                              | KINEI MARU No. 35      | 409   |        | JAPAN  | 1987   | JAPAN         | Kitakyushu, Fukuoka Pref.      | 19990511 |       |
|                              | EISHIN MARU No. 71     | 379   |        | JAPAN  | 1987   | JAPAN         | Kitakyushu, Fukuoka Pref.      | 19990427 |       |
|                              | HINODE MARU No. 38     | 377   |        | JAPAN  | 1988   | JAPAN         | Kitakyushu, Fukuoka Pref.      | 19990618 |       |
|                              | YUSHO MARU No. 51      | 349   |        | JAPAN  | 1980   | JAPAN         | Kitakyushu, Fukuoka Pref.      | 19990511 |       |
|                              | KOTOSHIRO MARU No. 11  | 409   |        | JAPAN  | 1989   | JAPAN         | Kitakyushu, Fukuoka Pref.      | 19990618 |       |
|                              | KAIKO MARU No. 21      | 271   |        | JAPAN  | 1977   | JAPAN         | Matsushima, Kumamoto Pref.     | 19990126 |       |
|                              | MARUFUKU MARU No. 78   | 362   |        | JAPAN  | 1978   | JAPAN         | Matsushima, Kumamoto Pref.     | 19990308 |       |
|                              | KAIKO MARU No. 38      | 328   |        | JAPAN  | 1975   | JAPAN         | Matsushima, Kumamoto Pref.     | 19990209 |       |
|                              | SHINMEI MARU No. 3     | 379   |        | JAPAN  | 1987   | JAPAN         | Matsushima, Kumamoto Pref.     | 19990601 |       |
|                              | HINODE MARU No. 51     | 346   |        | JAPAN  | 1984   | JAPAN         | Matsushima, Kumamoto Pref.     | 19990614 |       |
|                              | KATSURA MARU No. 25    | 272   |        | JAPAN  | 1982   | JAPAN         | Nachi-Katsuura, Wakayama Pref. | 19990603 |       |
|                              | KIEI MARU No. 1        | 377   |        | JAPAN  | 1988   | JAPAN         | Ogaki, Hiroshima Pref.         | 19990608 |       |
|                              | KIEI MARU No. 28       | 390   |        | JAPAN  | 1987   | JAPAN         | Ogaki, Hiroshima Pref.         | 19990521 |       |
|                              | CHOKO MARU No. 81      | 409   |        | JAPAN  | 1984   | JAPAN         | Ogaki, Hiroshima Pref.         | 19990412 |       |
|                              | CHOKO MARU No. 85      | 343   |        | JAPAN  | 1980   | JAPAN         | Ogaki, Hiroshima Pref.         | 19990430 |       |
|                              | FUKUSEI MARU No. 18    | 439   |        | JAPAN  | 1985   | JAPAN         | Ondo, Hiroshima Pref.          | 19990517 |       |
|                              | KOYO MARU No. 1        | 135   |        | JAPAN  | 1987   | JAPAN         | Sasebo, Nagasaki Pref.         | 19990208 |       |
|                              | JUNYO MARU No. 8       | 135   |        | JAPAN  | 1986   | JAPAN         | Sasebo, Nagasaki Pref.         | 19990205 |       |
|                              | NARITAFUDO MARU No. 23 | 179   |        | JAPAN  | 1978   | JAPAN         | Sasebo, Nagasaki Pref.         | 19990305 |       |
|                              | SHACHI GO              | 139   |        | JAPAN  | 1975   | JAPAN         | Shimonoseki, Yamaguchi Pref.   | 19990507 |       |
|                              | OBOLYANKA              | 1 898 |        | RUSSIA | 1983   | KOREA (SOUTH) | Inchon                         | 19990118 |       |
|                              | ZIEDONIS               | 452   |        | LATVIA | 1959   | LATVIA        | Liepaja                        | 19991100 |       |
| OLGA                         | 598                    |       | RUSSIA | 1968   | RUSSIA |               | 19990200                       |          |       |
| NORILSK                      | 592                    |       | RUSSIA | 1971   | RUSSIA | Murmansk      | 19990500                       |          |       |
| KRASNOPEREKOPSK              | 1 178                  |       | RUSSIA | 1977   | RUSSIA | Murmansk      | 19990100                       |          |       |
| VADINSK                      | 1 389                  |       | RUSSIA | 1976   | RUSSIA | Murmansk      | 19990100                       |          |       |

| SHIP TYPE                    | SHIP NAME            | GT              | Dwt    | FLAG          | DOB    | COB          | BREAKER/ PLACE                                      | DATE     | PRICE    |          |
|------------------------------|----------------------|-----------------|--------|---------------|--------|--------------|---|----------|----------|----------|
| FISH CATCHING<br>(Continued) | PINRO                | 2 062           |        | RUSSIA        | 1987   | RUSSIA       | Murmansk  | 19990100 |          |          |
|                              | ARTYOMOVSK           | 1 400           |        | RUSSIA        | 1981   | RUSSIA       | Murmansk  | 19990100 |          |          |
|                              | ZARYA                | 738             |        | RUSSIA        | 1974   | RUSSIA       | Murmansk  | 19990500 |          |          |
|                              | ROMB                 | 647             |        | RUSSIA        | 1974   | RUSSIA       | Murmansk  | 19990400 |          |          |
|                              | ARZHAN               | 172             |        | RUSSIA        | 1973   | RUSSIA       | Okhotsk   | 19990300 |          |          |
|                              | GORYACHYI            | 169             |        | RUSSIA        | 1970   | RUSSIA       | Vladivostok   | 19990400 |          |          |
|                              | HARVEST GALAXY       | 728             |        | SOUTH AFRICA  | 1962   | SOUTH AFRICA | WEST COAST RECYCLING                                | 19990200 |          |          |
|                              | OLAVEAGA             | 112             |        | SPAIN         | 1949   | SPAIN        |   | 19990305 |          |          |
|                              | ALLONES              | 190             |        | UNKNOWN       | 1964   | SPAIN        |   | 19990420 |          |          |
|                              | NOVODI SEGUNDO       | 299             |        | SPAIN         | 1967   | SPAIN        |   | 19990200 |          |          |
|                              | RINCHADOR            | 244             |        | SPAIN         | 1967   | SPAIN        |   | 19990100 |          |          |
|                              | NALDAMAR OCHO        | 192             |        | SPAIN         | 1971   | SPAIN        |   | 19990100 |          |          |
|                              | PLAYA DE ARITZATXU   | 984             |        | SPAIN         | 1975   | SPAIN        | DINA - DESGUACES INDUSTRIALES Y NAVALES S.L.        | 19990315 |          |          |
|                              | CRISUL ALB           | 3 990           |        | SAINT VINCENT | 1979   | SPAIN        | RESINA - RECUPERACIONES SIDERURGICAS Y NAVALES S.L. | 19990111 |          |          |
|                              | AMARADIA             | 3 971           |        | SAINT VINCENT | 1985   | SPAIN        | RESINA - RECUPERACIONES SIDERURGICAS Y NAVALES S.L. | 19991013 |          |          |
|                              | VASILYI ADONKIN      | 2 326           |        | RUSSIA        | 1977   | SPAIN        | RESINA - RECUPERACIONES SIDERURGICAS Y NAVALES S.L. | 19991013 |          |          |
|                              | MADPER               | 171             |        | SPAIN         | 1967   | SPAIN        | ONUBENSES S.A., MONTAJES Y TALLERES                 | 19991123 |          |          |
|                              | OREANDA              | 1 898           |        | UKRAINE       | 1984   | TURKEY       | GEMI YAN SANAYI VE TICARET A.S.                     | 19990527 |          |          |
|                              | SHARAPOVO            | 3 147           |        | UKRAINE       | 1981   | TURKEY       | GEMI YAN SANAYI VE TICARET A.S.                     | 19990607 |          |          |
|                              | MAKSIM KHOMYAKOV     | 3 147           |        | UKRAINE       | 1982   | TURKEY       | NIGTAS GEMI SOKUM TESISLERI A.S.                    | 19990115 |          |          |
|                              | GEROYEVKA            | 3 989           |        | UKRAINE       | 1980   | TURKEY       | NIGTAS GEMI SOKUM TESISLERI A.S.                    | 19990610 |          |          |
|                              | HERMANOS RAMONCHE    | 140             |        | SPAIN         | 1973   | UNKNOWN      |   | 19990300 |          |          |
|                              | MORRINA              | 170             |        | SPAIN         | 1973   | UNKNOWN      |   | 19990300 |          |          |
|                              | CUROTINA             | 130             |        | SPAIN         | 1978   | UNKNOWN      |   | 19990406 |          |          |
|                              | SUMA TUNA            | 298             |        | BELIZE        | 1978   | UNKNOWN      |   | 19990122 |          |          |
|                              | MAR DEL SUR II       | 487             |        | BELIZE        | 1966   | UNKNOWN      |   | 19991226 |          |          |
|                              | PRAIA DO RESTELO     | 767             |        | PORTUGAL      | 1958   | UNKNOWN      |   | 19990118 |          |          |
|                              | URBASA               | 187             |        | SPAIN         | 1954   | UNKNOWN      |   | 19990415 |          |          |
|                              | ANTONIO LORENZO      | 318             |        | CHILE         | 1960   | UNKNOWN      |   | 19991219 |          |          |
|                              | APENINO              | 199             |        | SPAIN         | 1961   | UNKNOWN      |   | 19990413 |          |          |
|                              | ATREVIDO             | 210             |        | SPAIN         | 1957   | UNKNOWN      |   | 19990415 |          |          |
|                              | NUEVA LUZ DE GASCUNA | 202             |        | SPAIN         | 1968   | UNKNOWN      |   | 19990200 |          |          |
|                              | PLANERIST            | 2 545           |        | RUSSIA        | 1971   | UNKNOWN      |   | 19990800 |          |          |
|                              | KOLYVAN              | 2 778           |        | RUSSIA        | 1969   | UNKNOWN      |   | 19990219 |          |          |
|                              | DON VICENTE          | 211             |        | SPAIN         | 1971   | UNKNOWN      |   | 19990415 |          |          |
|                              | XEITOSO              | 283             |        | SPAIN         | 1972   | UNKNOWN      |   | 19990416 |          |          |
|                              | SOROKOS              | 797             |        | UNKNOWN       | 1962   | URUGUAY      | TSAKOS INDUSTRIALES NAVALES S.A.                    | 19990500 |          |          |
|                              | HA LONG-08           | 665             |        | VIETNAM       | 1978   | VIETNAM      | Haiphong  | 19990804 |          |          |
|                              | HA LONG-09           | 665             |        | VIETNAM       | 1978   | VIETNAM      | Haiphong  | 19990804 |          |          |
|                              | OTHER FISHING        | SEVERNYY POLYUS | 14 271 |               | PANAMA | 1969         | CHINA   |          | 19991100 |          |
|                              |                      | DIMANTS         | 9 850  |               | PANAMA | 1974         | INDIA   | Alang    | 19991030 | \$140.00 |
| RYBAK BALTIKI                |                      | 14 289          |        | RUSSIA        | 1972   | INDIA        | ABID & CO. STEEL PVT. LTD.                          | 19990102 |          |          |
| IGEN WAVE                    |                      | 5 801           |        | RUSSIA        | 1980   | INDIA        | BANSAL SHIPBREAKERS                                 | 19991226 |          |          |
| TITOVSK                      |                      | 5 808           |        | RUSSIA        | 1979   | INDIA        | Calcutta  | 19990623 | \$110.00 |          |
| UZA                          |                      | 2 706           |        | RUSSIA        | 1960   | INDIA        | JAIN SHIPBREAKING CO.                               | 19991203 |          |          |
| TULSK                        |                      | 5 792           |        | RUSSIA        | 1979   | INDIA        | Mumbai  | 19990204 | \$118.55 |          |

| SHIP TYPE                    | SHIP NAME            | GT     | Dwt | FLAG           | DOB  | COB            | BREAKER / PLACE                                    | DATE     | PRICE |
|------------------------------|----------------------|--------|-----|----------------|------|----------------|--|----------|-------|
| OTHER FISHING<br>(Continued) | ZVEZDNY BEREK        | 12 703 |     | RUSSIA         | 1980 | INDIA          | MELARAM, BAIJNATH                                  | 19990911 |       |
|                              | TAIYO MARU No. 37    | 347    |     | JAPAN          | 1976 | JAPAN          |  | 19990225 |       |
|                              | MYOJIN MARU No. 8    | 135    |     | JAPAN          | 1985 | JAPAN          | Sasebo, Nagasaki Pref.                             | 19990223 |       |
| OTHER OFFSHORE               | ST. LOUIS            | 622    |     | SWEDEN         | 1962 | DENMARK        | FORNAES APS  | 19990900 |       |
| RESEARCH                     | KOTOZAKI             | 253    |     | JAPAN          | 1981 | JAPAN          | Kitakyushu, Fukuoka Pref.                          | 19990413 |       |
| TOWING/PUSHING               | WALVIS               | 128    |     | BELGIUM        | 1965 | BELGIUM        | BAKKER EN ZONEN P.V.B.A., ETS. JACQUES             | 19990800 |       |
|                              | BIRYUSINSK           | 1 326  |     | RUSSIA         | 1976 | CHINA (TAIWAN) | Kaohsiung  | 19990805 |       |
|                              | NAGATO               | 292    |     | JAPAN          | 1970 | JAPAN          | Setoda, Hiroshima Pref.                            | 19990512 |       |
|                              | BDITELNYY            | 164    |     | RUSSIA         | 1963 | RUSSIA         | Murmansk   | 19990100 |       |
|                              | URAN                 | 187    |     | RUSSIA         | 1974 | RUSSIA         | Murmansk   | 19990100 |       |
|                              | MOGUCHIY             | 187    |     | RUSSIA         | 1970 | RUSSIA         | Murmansk   | 19990100 |       |
|                              | MB-6096              | 132    |     | RUSSIA         | 1964 | RUSSIA         | Okhotsk  | 19990800 |       |
|                              | MB-6126              | 120    |     | RUSSIA         | 1966 | RUSSIA         | Sankt-Peterburg                                    | 19990500 |       |
| DREDGING                     | WOLGAST              | 1 489  |     | NETHERLANDS    | 1976 | BELGIUM        | BAKKER N.V., SCHEEPSSLOPERIJ                       | 19990128 |       |
|                              | ARCO TEST            | 594    |     | UNITED KINGDOM | 1971 | BELGIUM        | BAKKER N.V., SCHEEPSSLOPERIJ                       | 19990222 |       |
|                              | CAMBRAE              | 4 107  |     | UNITED KINGDOM | 1973 | BELGIUM        | BAKKER N.V., SCHEEPSSLOPERIJ                       | 19990918 |       |
|                              | SAND TERN            | 561    |     | UNITED KINGDOM | 1964 | BELGIUM        | BAKKER N.V., SCHEEPSSLOPERIJ                       | 19990304 |       |
|                              | BV RAYNA             | 1 690  |     | CANADA         | 1926 | CANADA         | Les Mechins, Que.                                  | 19991000 |       |
|                              | CAP VILLANO          | 428    |     | FAEROES        | 1961 | DENMARK        | FORNAES APS  | 19990000 |       |
|                              | PETRUSKA             | 215    |     | DENMARK        | 1934 | DENMARK        | Korsor   | 19990700 |       |
|                              | SHINSEI MARU No. 11  | 288    |     | JAPAN          | 1987 | JAPAN          | Setoda, Hiroshima Pref.                            | 19990302 |       |
|                              | FUJI MARU            | 267    |     | JAPAN          | 1984 | JAPAN          | Sodegaura, Chiba Pref.                             | 19990308 |       |
|                              | KYOEI MARU No. 7     | 288    |     | JAPAN          | 1988 | JAPAN          | Yatsushiro, Kumamoto Pref.                         | 19990329 |       |
|                              | ARAKS                | 1 120  |     | UKRAINE        | 1976 | UKRAINE        | Illichivsk   | 19990603 |       |
|                              | KUBAN-3              | 741    |     | UKRAINE        | 1963 | UKRAINE        | Mariupol   | 19990100 |       |
|                              | ARCO TRENT           | 814    |     | UNITED KINGDOM | 1971 | UNITED KINGDOM | Tees   | 19990617 |       |
| OTHER ACTIVITIES             | CHELEKEN-2           | 3 544  |     | AZERBAIJAN     | 1977 | AZERBAIJAN     | Baki   | 19990200 |       |
|                              | IWAKI                | 450    |     | JAPAN          | 1973 | JAPAN          | Hachinohe, Aomori Pref.                            | 19990527 |       |
|                              | HIMESHIMA            | 276    |     | JAPAN          | 1976 | JAPAN          | Kitakyushu, Fukuoka Pref.                          | 19990413 |       |
|                              | UMASHIMA             | 562    |     | JAPAN          | 1995 | JAPAN          | Nomi, Hiroshima Pref.                              | 19990317 |       |
|                              | MIURA                | 1 676  |     | JAPAN          | 1969 | JAPAN          | Ogaki, Hiroshima Pref.                             | 19990225 |       |
|                              | MYORYU               | 143    |     | JAPAN          | 1978 | JAPAN          | Okayama, Okayama Pref.                             | 19990317 |       |
|                              | MINABE               | 393    |     | JAPAN          | 1970 | JAPAN          | Okayama, Okayama Pref.                             | 19990129 |       |
|                              | TERUTAMA MARU No. 16 | 143    |     | JAPAN          | 1976 | JAPAN          | Tokyo  | 19990423 |       |
|                              | TOISA CONQUEROR      | 1 588  |     | CAYMAN ISLANDS | 1976 | MEXICO         | DEMERESA - DESGUACES Y RELAMINABLES METALICOS S.A. | 19991026 |       |
|                              | OSTROVETS            | 199    |     | RUSSIA         | 1978 | RUSSIA         | Murmansk   | 19990100 |       |
|                              | LAVNA                | 205    |     | RUSSIA         | 1980 | RUSSIA         | Murmansk   | 19990500 |       |
|                              | ABANTO               | 1 005  |     | SPAIN          | 1966 | SPAIN          | FECANOR LTD.                                       | 19990610 |       |
|                              | SONDICA              | 1 005  |     | SPAIN          | 1966 | SPAIN          | Santander  | 19990817 |       |
|                              | SVETLOMOR            | 7 618  |     | UKRAINE        | 1953 | TURKEY         | Aliaga   | 19991116 |       |
|                              | CHERNOMORSKAYA-3     | 589    |     | UKRAINE        | 1962 | UKRAINE        | Illichivsk   | 19990810 |       |
|                              | W. D. CLYDE          | 948    |     | UNITED KINGDOM | 1963 | UNITED KINGDOM | ABLE UK LTD.                                       | 19990610 |       |
|                              | W. D. TYNE           | 948    |     | UNITED KINGDOM | 1963 | UNITED KINGDOM | ABLE UK LTD.                                       | 19990610 |       |



